

National Strategic Plan for HIV & AIDS in Myanmar

National AIDS Programme



PROGRESS REPORT 2009

National Strategic Plan for HIV & AIDS in Myanmar

National AIDS Programme

PROGRESS REPORT

2009

Acknowledgement

Firstly, the National AIDS Programme would like to express its sincere gratitude to H.E. Professor Kyaw Myint, Minister for Health and Chairman of the National AIDS Committee for his valuable vision and overall guidance in the National response to HIV and AIDS in Myanmar. Special thanks are also shown to H.E. Professor Dr. Mya Oo and H.E. Professor Dr. Paing Soe, Deputy Ministers for Health for their support and encouragement towards implementation of HIV /AIDS prevention and care activities in the country.

Heartfelt gratitude is also expressed to Dr. Win Myint, Director-General, Dr. Saw Lwin, Deputy Director-General and Dr. Win Maung, Director (Disease Control) of the Department of Health, for their continuing technical inputs and guidance in preparation of this 2009 Progress Report.

Special Appreciation is also given to Dr. Aye Myat Soe and Dr. San Hone, Focal persons for Monitoring and Evaluation of the National AIDS Programme and the Monitoring and Evaluation Team of UNAIDS Myanmar Country office for their tireless efforts in making this Report become a reality.

The National AIDS Programme would also want to thank all the stakeholders, donors, implementing partners, all responsible officials of our programme for their various contributions in preparation of this Progress Report. Last but not the least, the members of various civil society organizations are greatly appreciated for their continued efforts towards the HIV and AIDS response in Myanmar.

Dr. Khin Ohnmar San
Deputy Director/Programme Manager
National AIDS Programme
Department of Health

TABLE OF CONTENTS

PART I - ACHIEVEMENTS

OVERVIEW OF STRATEGIC DIRECTIONS	1
RESOURCE NEEDS AND AVAILABILITY	2
STRATEGIC DIRECTION 1: SEX WORKERS AND THEIR CLIENTS	6
STRATEGIC DIRECTION 2: MEN WHO HAVE SEX WITH MEN (MSM)	11
STRATEGIC DIRECTION 3: DRUG USERS.....	14
STRATEGIC DIRECTION 4: PEOPLE LIVING WITH HIV, THEIR PARTNERS AND FAMILIES	19
STRATEGIC DIRECTION 5: INSTITUTIONALIZED POPULATIONS	21
STRATEGIC DIRECTION 6: MOBILE POPULATION	22
STRATEGIC DIRECTION 7: UNIFORMED SERVICES	24
STRATEGIC DIRECTION 8: YOUNG PEOPLE	25
STRATEGIC DIRECTION 9: WORKPLACE.....	28
STRATEGIC DIRECTION 10: PREVENTION FOR WOMEN AND MEN OF REPRODUCTIVE AGE	30
STRATEGIC DIRECTION 11: COMPREHENSIVE CARE, SUPPORT AND TREATMENT	36
STRATEGIC DIRECTION 12: ENHANCING THE CAPACITY OF THE HEALTH SYSTEM	45
STRATEGIC DIRECTION 13: MONITORING AND EVALUATION.....	46

PART II – SERVICE PROVISION AT STATE AND DIVISION LEVEL.....53

PART III – SELECTED TOWNSHIP PROFILES.....72

Tables

Table 1: Priority setting of the National Strategic Plan on AIDS – Myanmar 2006-2010.....	1
Table 2: Planned and estimated actual unit costs for comprehensive prevention package – sex workers	7
Table 3: Sex workers reached by organization in 2009.....	9
Table 4: Planned and estimated unit costs for comprehensive prevention package – men who have sex with men	11
Table 5: Men who have sex with men reached by organization.....	12
Table 6: Planned and estimated actual unit costs for comprehensive prevention package – injecting drug users	14
Table 7: Drug users and injecting drug users contacted	15
Table 8: Location of drop-in centres	15
Table 9: Needles and syringes distributed by organization and state/division	16
Table 10: Self-help groups and PLHIV involved in self-help groups by state/division	19
Table 11: Planned and estimated actual unit costs for comprehensive prevention package – institutionalized population	21
Table 12: Institutionalized population reached - by organization	21
Table 13: Planned and estimated actual unit costs for comprehensive prevention package- mobile population.....	22
Table 14: Mobile population reached – by organization	22
Table 15: Mobile population reached – by state and division	23
Table 16: Planned and estimated actual unit costs for comprehensive prevention package – uniformed services.....	24
Table 17: Uniformed services personnel reached – by organization	24
Table 18: Planned and estimated actual unit costs for prevention package – out of school youth (OSY)	25
Table 19: Out of school youth reached – by organization and proportion female	26
Table 20: Out of school reached – by state and division, 2006 to 2009	26
Table 21: Planned and estimated actual unit costs for comprehensive prevention package – workplace	28

Table 22: People reached through workplace programmes – by organization and proportion female.....	28
Table 23: People reached through workplace programmes by state and division – 2007 to 2009.....	29
Table 24: Women and men of reproductive age reached by prevention programme by state and division.....	30
Table 25: Women and men of reproductive age reached by prevention programme by organization and proportion of female	31
Table 26: People receiving HIV test and post-test counselling.....	32
Table 27: People receiving STI treatment – by organization	33
Table 28: People receiving STI treatment by state and division	34
Table 29: Planned and estimated actual unit costs for comprehensive package of care and support with ART	37
Table 30: People receiving Cotrimoxazole prophylaxis by organization.....	37
Table 31: People receiving ART – by state and division.....	39
Table 32: People receiving ART by organization.....	40
Table 33: Planned and estimated actual unit costs for comprehensive prevention package - prevention of mother-to-child transmission	41
Table 34: People receiving community based care with different type of support – by organization.....	42
Table 35: Planned and estimated actual unit costs for comprehensive prevention package - orphans and vulnerable children	43
Table 36: Selected results from 2009 estimation	46
Table 37: The sentinel groups, sample sites and sample sizes	47
Table 38: HIV prevalence among sentinel populations – HSS 2009.....	47
Table 39: Prevalence of syphilis (VDRL+) among sentinel population	47

Figures

Figure 1: Resource needs as per Operational Plan and actual resources 2006 – 2009	2
Figure 2: External resources per area of intervention as planned and available – 2009.....	3
Figure 3: Planned and allocated resources – distribution by area of intervention.....	3
Figure 4: Planned and allocated resources for prevention interventions	4
Figure 5: Planned and allocated resources for care, treatment and support.....	5
Figure 6: Planned and allocated resources for health systems strengthening and leadership, strategic information, M&E5	
Figure 7: Distribution of source of funding from the available funding – 2009 to 2012	6
Figure 8: Sex workers reached by state and division for all organizations in 2009	8
Figure 9: Condom provision – free distribution and social marketing.....	10
Figure 10: MSM reached by state and division for all organizations in 2009	12
Figure 11: Needles and syringes distributed – 2003 to 2009.....	17
Figure 12: People on MMT.....	18
Figure 13: Out of school reached – 2006 to 2009.....	27
Figure 14: People receiving HIV test and post test counselling, 2006 – 2009	32
Figure 15: Most at risk population received HIV test and post test counselling – 2006 to 2009	33
Figure 16: People received STI treatments – 2007 to 2009	34
Figure 17: People receiving ARV – 2002 to 2009	40
Figure 18: Mothers receiving ART prophylaxis – 2003 to 2009	41
Figure 19: PMCT sites of National AIDS Programme – 2001 to 2009	42
Figure 20: People receiving community home-based care services – 2001 to 2009.....	43
Figure 21: Orphans and vulnerable children receiving support – 2005 to 2009.....	44
Figure 22: The trends of AIDS cases.....	48
Figure 23: Reported HIV cases - 1989-2009.....	48

Maps

Map 1: Distribution of services for sex workers by townships	9
Map 2: Condom Distribution	10
Map 3: Distribution by townships of services for men who have sex with men	13
Map 4: Distribution by township of services for drug users	17
Map 5: Distribution by townships of self- help groups networks	20
Map 6: Distribution by townships of services for mobile population.....	23
Map 7: Distribution of STI service delivery points and STI treatment by townships	35
Map 8: Distribution by township of Cotrimoxazole prophylaxis.....	38
Map 9: Distribution by townships of people receiving ART and ART sites in 2009	39
Map 10: Distribution by township of services for orphans and vulnerable children.....	44

Annex

Annex 1: Summary table of budget among strategic directions 2007-2009	50
Annex 2: Summary table of budget in percentage distribution among strategic directions 2007 - 2009	51

Acronyms of organizations reporting on HIV and AIDS interventions

AHRN	Asian Harm Reduction Network
Alliance	International HIV/AIDS Alliance
AMI	Aide Médicale Internationale
Burnet	Burnet Institute
CARE	Care Myanmar
Consortium	Myanmar NGO Consortium on HIV/AIDS
DEPT	Department of Educational Planning and Training
FXB	François Xavier Bagnoud International
Malteser	Malteser International
MANA	Myanmar Anti -Narcotics Association
MBCA	Myanmar Business Coalition on AIDS
MDM	Médecins du Monde
MHAA	Myanmar Health Assistant Association
MMA	Myanmar Medical Association
MMCWA	Myanmar Maternal and Child Welfare Association
MMT	Methadone Maintenance Therapy
MNMA	Myanmar Nurse and Midwife Association
MPG	Myanmar Positive Group
MRCS	Myanmar Red Cross Society
AZG	Médecins Sans Frontières Holland
MSF CH	Médecins Sans Frontières Switzerland
MSI	Marie Stopes International
NAP	National AIDS Programme
PACT	Pact Institute
PGK	Pyi Gyi Khin
PSI	Population Services International
RM	Ratana Metta
SC	Save the Children
UNDP	United Nations Development Program
UNOPS	United Nations Office for Project Services
UNFPA	United Nations Population Fund
UNICEF	United Nations Children's Fund
UNODC	United Nations Office on Drugs and Crime
UNAIDS	Joint United Nations Programme on HIV/AIDS
Union	International Union against Tuberculosis and Lung Diseases
IOM	International Organization for Migration
IFRC	International Federation of Red Cross and Red Crescent Societies
DEPT	Department of Education, Planning and Training
WC	World Concern
WFP	World Food Program
WHO	World Health Organization
WV	World Vision International

OVERVIEW OF STRATEGIC DIRECTIONS

Table 1: Priority setting of the National Strategic Plan on AIDS – Myanmar 2006-2010

Priority	Strategic Directions
Highest priority	1. Reducing HIV-related risk, vulnerability and impact among sex workers and their clients
	2. Reducing HIV-related risk, vulnerability and impact among men who have sex with men
	3. Reducing HIV-related risk, vulnerability and impact among drug users
	4. Reducing HIV-related risk, vulnerability and impact among partners and families of people living with HIV
High priority	5. Reducing HIV-related risk, vulnerability and impact among institutionalized populations
	6. Reducing HIV-related risk, vulnerability and impact among mobile populations
	7. Reducing HIV-related risk, vulnerability and impact among uniformed services personnel
	8. Reducing HIV-related risk, vulnerability and impact among young people
Priority	9. Enhancing prevention, care, treatment and support in the workplace
	10. Enhancing HIV prevention among men and women of reproductive age
Fundamental overarching issues	11. Meeting the needs of people living with HIV for comprehensive care, support and treatment
	12. Enhancing the capacity of health systems, coordination and capacity of local NGOs & community based organizations
	13. Monitoring and Evaluating

RESOURCE NEEDS AND AVAILABILITY

Government allocation to HIV

The Government reported a total expenditure of Kyats 1.604 billion for 2008 (UNGASS 2010). This corresponds to about \$1.52 million and includes costs for preventive and treatment services. As in previous years, the prevention interventions consume about 65% of the total expenditures. Another 20% were spent on care and treatment while the remaining 15% were allocated to programme management. At the time of data collection the data for 2009 was not available since the Myanmar fiscal year closes in March.

External Resources

The gap between the actual resources and the resources planned in the national strategic plan continues to grow. While the reported expenditures for 2009 were the highest ever recorded, the year to year growth remained limited with less than \$1 million of additional funds available. The resource gap widened to over \$32 million which corresponds to 50% of the total estimated costs for the national response in 2009.

Interestingly, the limited growth in resources did still result in a considerable increase in people receiving prevention services as well as treatment. This may indicate that economies of scale are being achieved and more efficient ways of service delivery being developed.

Figure 1: Resource needs as per Operational Plan and actual resources 2006 – 2009

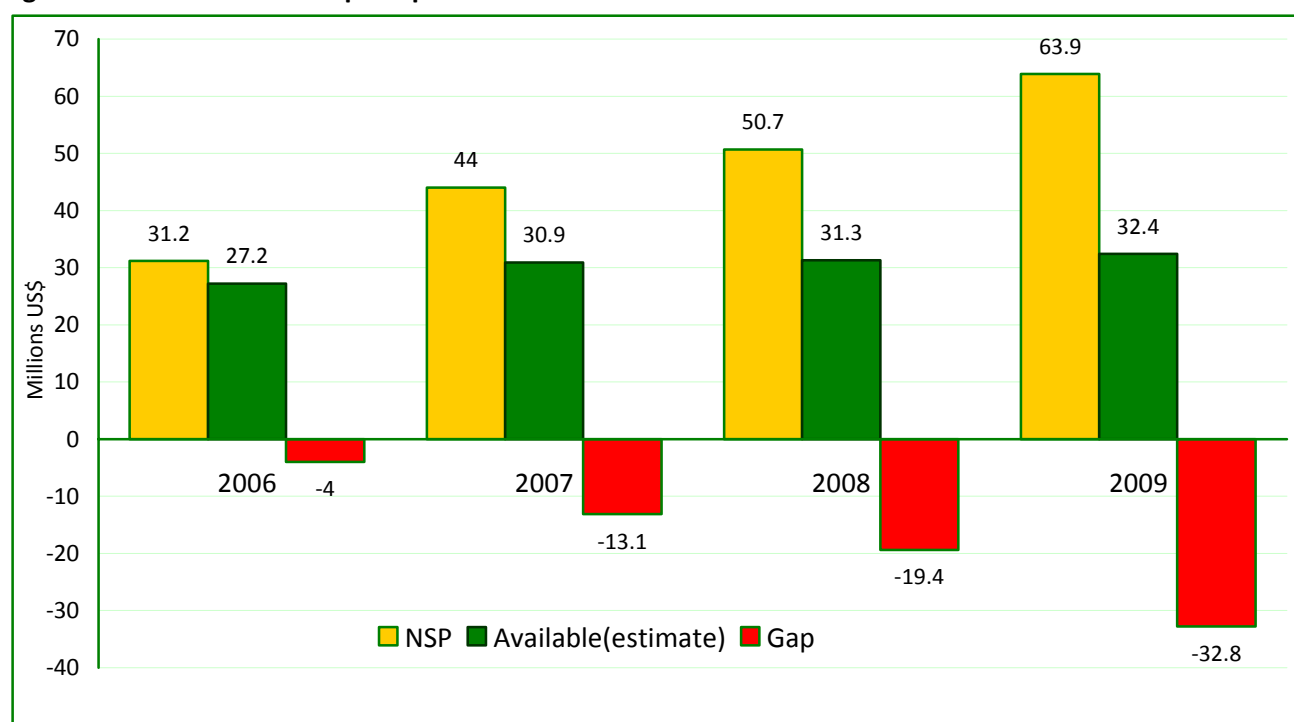


Figure 2 shows the distribution of resources against the major areas of interventions in the NSP. The distribution of the actual resources do follow the planned distribution in proportion albeit at only half the level of funding. Figure 3 confirms the same showing the proportion of the distribution. The NSP and its Operational Plan continue to guide investments in the HIV response to a high degree.

Figure 2: External resources per area of intervention as planned and available – 2009

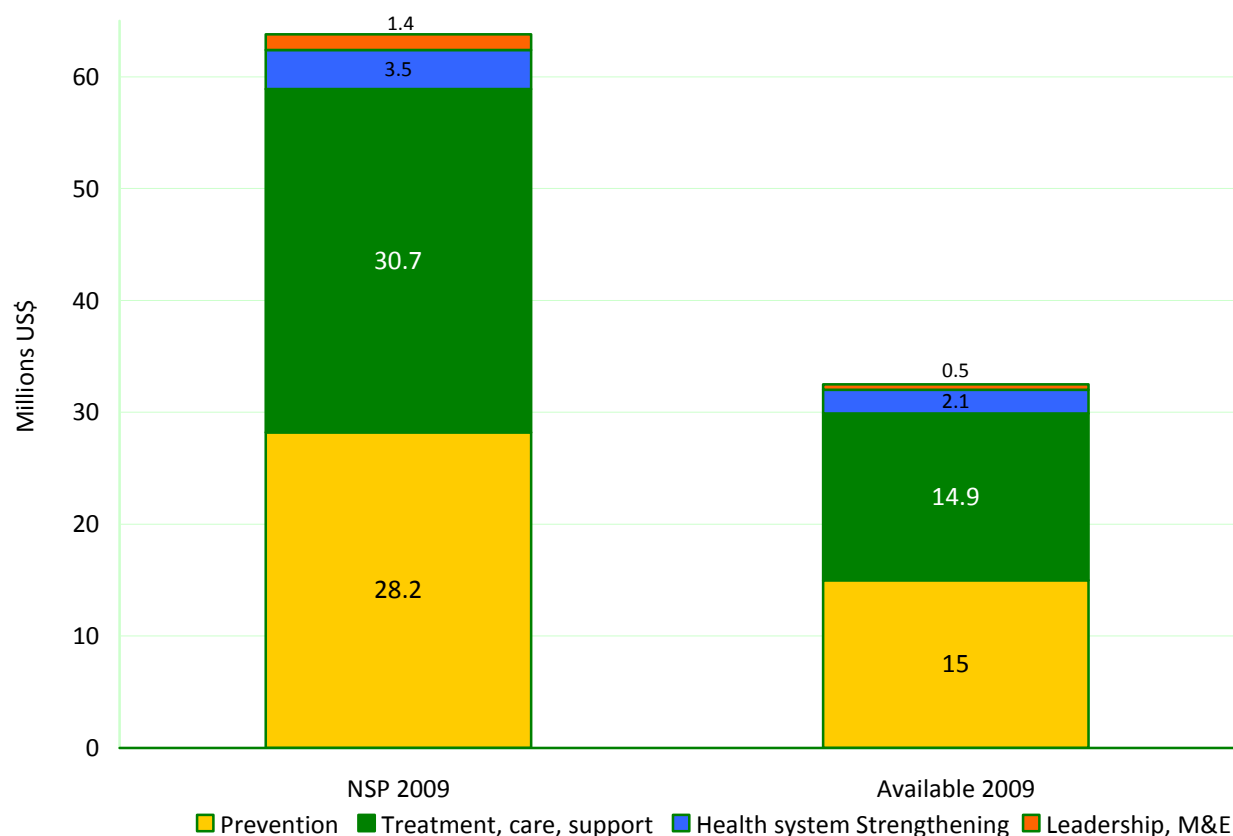
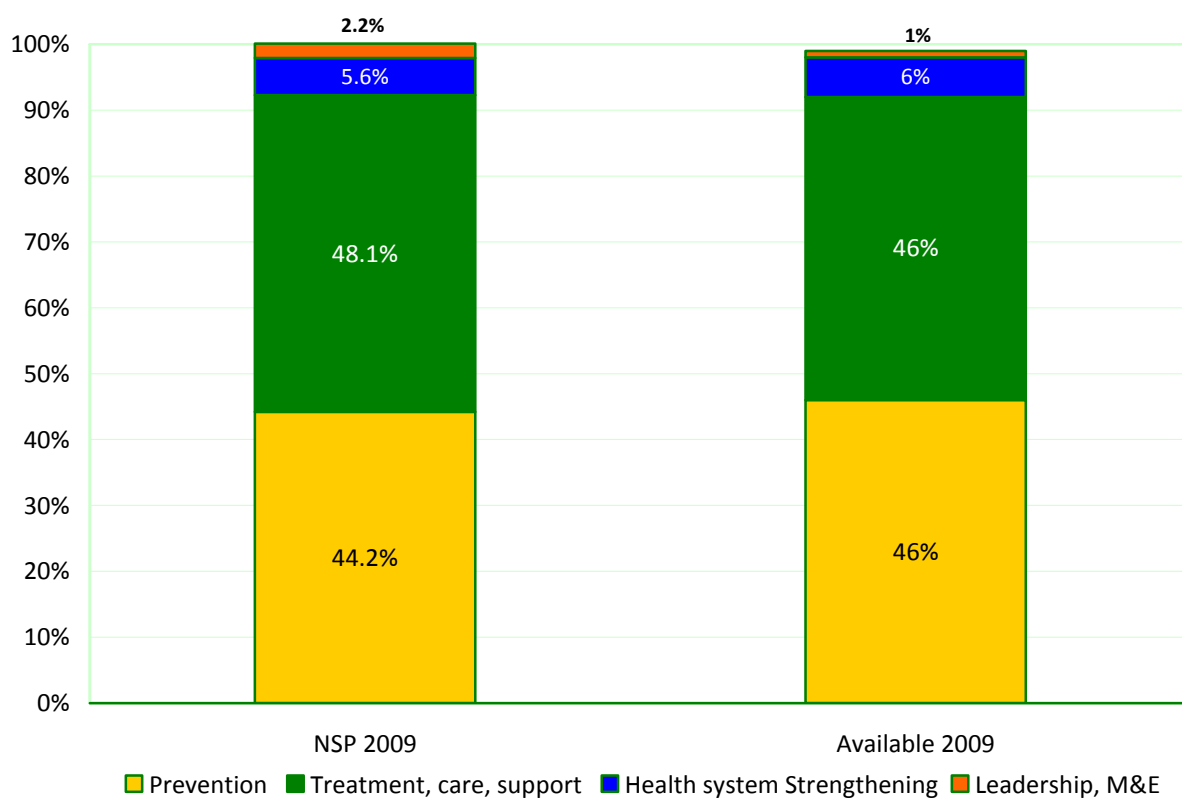


Figure 3: Planned and allocated resources – distribution by area of intervention



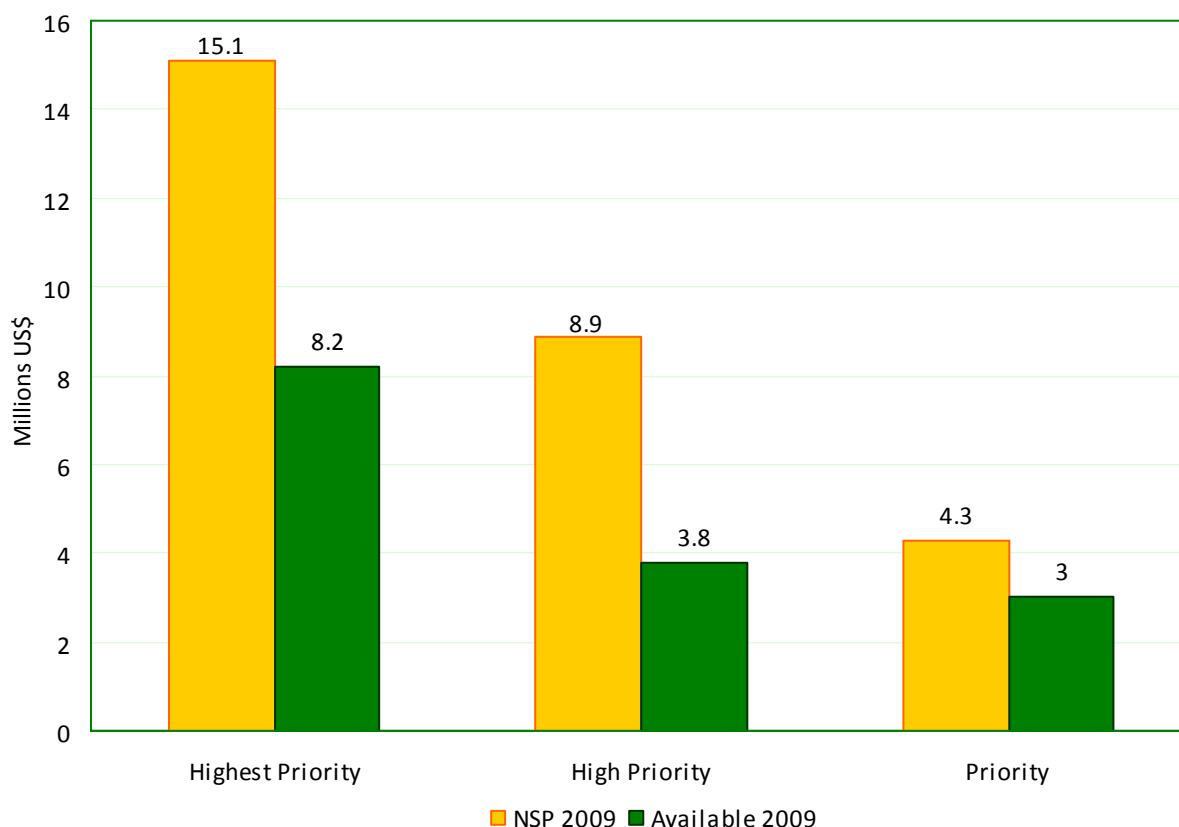
In 2009, a total of \$15 million were reportedly spent for prevention interventions. This corresponds to slightly more than half of the planned amount of \$28.3 million. The largest gap between planned and actual expenditures continued to be in harm reduction.

The highest priority prevention interventions reported 55% of the total prevention expenditures. In 2009 65% of the total prevention resources were spent in the highest priority areas which include sex workers and their clients, men who have sex with men and drug users.

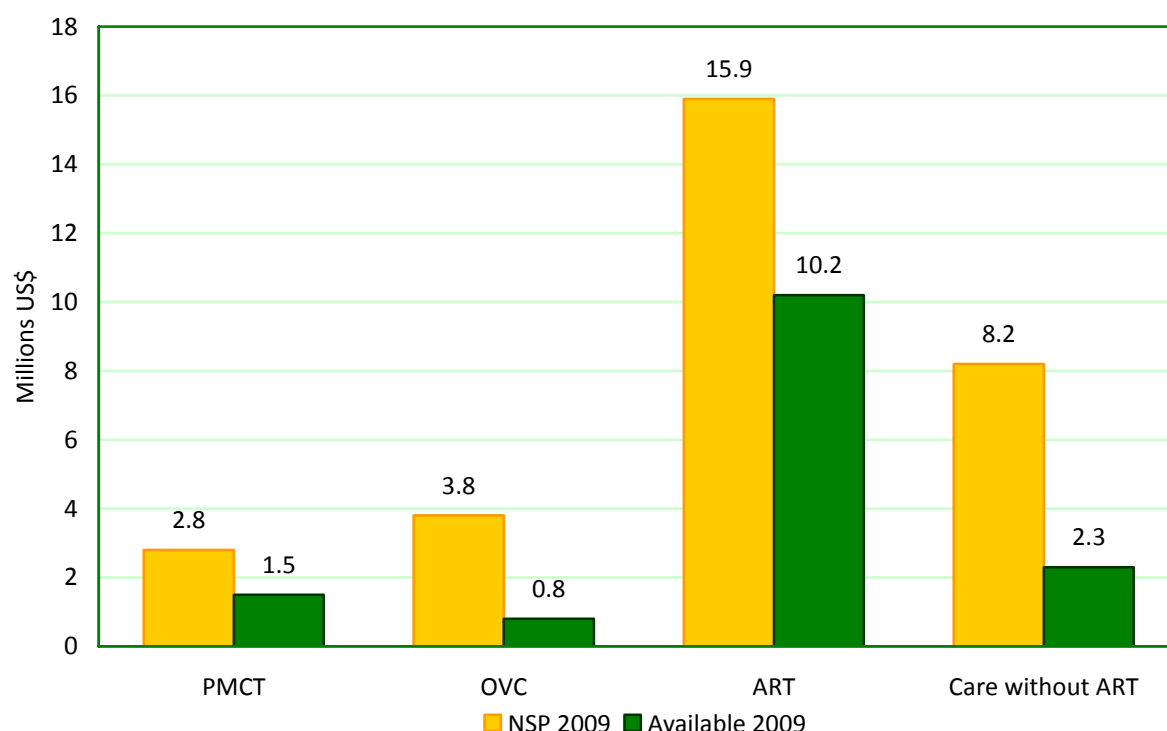
The high priority interventions remained at a similar level as in 2008. Expenditures for interventions targeting mobile population decreased, while programmes for out-of-school youth reported higher expenditures in 2009 than in 2008.

The priority areas, which include workplace, men and women of reproductive age and general awareness raising, increased by 100% from \$1.5 in 2008 to \$3 million in 2009. This was caused by an increase for reported expenditures for programmes aimed at men and women of reproductive health as well as a slighter increase in the area of general awareness raising. Workplace interventions continued to show a decline in the total expenditure reported.

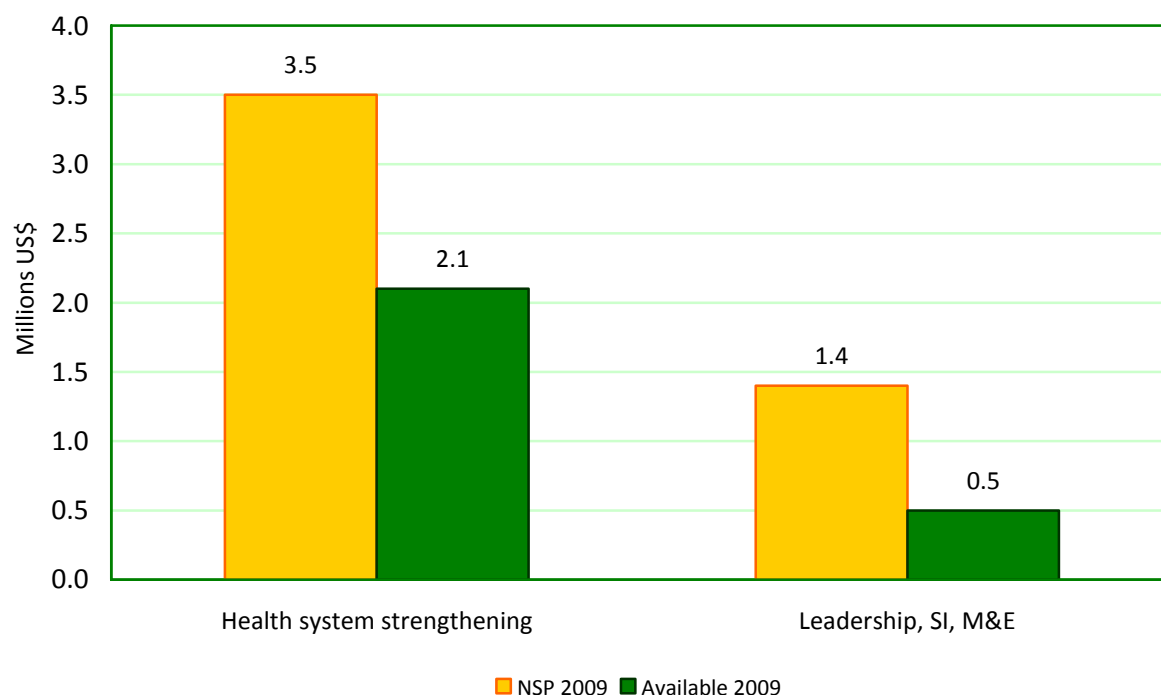
Figure 4: Planned and allocated resources for prevention interventions



Less than 50% of the funding planned for in the Operational Plan materialised in the areas of care, treatment and support in 2009. While the scale up notably of people on ARV treatment continued, the increase was less than planned and the national response lags considerably in meeting its treatment targets.

Figure 5: Planned and allocated resources for care, treatment and support

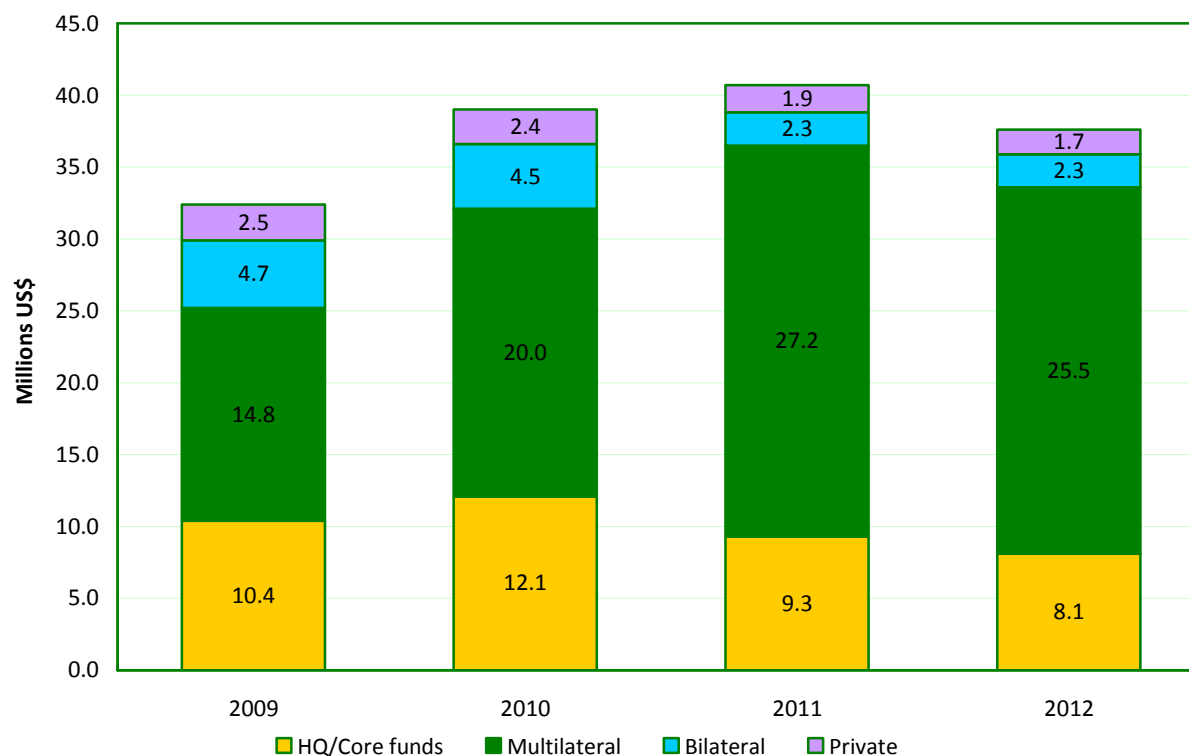
The total expenditures for health systems strengthening, leadership, strategic information and M&E amounted to \$2.6 million or about 53% of planned resources. Over 60% of the total amount was reported to be used for the strengthening of civil society. Overall, this continued to be an area of the NSP that struggled to attract additional funding since direct investment in the public health system is rendered difficult by donor conditions.

Figure 6: Planned and allocated resources for health systems strengthening and leadership, strategic information, M&E

In Figure 7, the future, expected trend of funding is shown broken down by sources of funding. For 2009 reported expenditures are used and for 2010 expected funding as reported by all organisations with HIV activities. For 2011 and 2012 the expected amounts from the GFATM had to be added, because many organisations did not include the anticipated Global Fund resources at the time of data submission. With the present information available, funding for HIV will increase in 2010 and 2011, after several years of near zero growth. For 2010 this can be attributed to the increased funding level from the 3 Diseases Fund. By 2011, the GFATM will start disbursing as well. In this scenario, for 2011 more than \$40 million will be available for the national HIV response. The projections for 2012 show a decline which reflects firstly the fact that the 3 Diseases Fund has no allocations reaching into that year and secondly the short funding horizon that many organisations face in Myanmar.

There continues to be a large dependence on a few major donors. The contribution of the 3 Diseases Fund to the national response is estimated at 42% for 2009, 52% for 2010 and 17% for 2011. The GFATM contribution is estimated at 46% for 2011 and 65% for 2012. This suggests that as of 2011 one or two donors will provide about two thirds of total response.

Figure 7: Distribution of source of funding from the available funding – 2009 to 2012



As in previous years, the amounts provided by headquarters or core funds remained relatively high. In 2009, these corresponded to more than 30% of the total funding. The data indicate that this share will fall over the next three years. With the return of the Global Fund, the multilateral sources of funding will gain in weight as a share of the total funding – from 40% in 2009 to over 60% in 2012.

Source of funding	2009	2010	2011	2012
HQ/Core funds	10,432,450	12,065,053	9,330,322	8,141,775
Multilateral	14,804,803	20,043,176	27,216,030	25,455,943
Bilateral	4,687,295	4,459,033	2,343,116	2,271,812
Private	2,506,082	2,377,574	1,870,239	1,733,195
Total	32,430,629	38,944,836	40,759,707	37,602,725

STRATEGIC DIRECTION 1: SEX WORKERS AND THEIR CLIENTS

Impact/Outcome Targets	Size estimate	Baseline (Year)	Target 2009	Results 2009
% of sex workers that are HIV infected	60,000	18.38% ⁽¹⁾	23%	11.2% ⁽³⁾
% of sex workers that have an STI (syphilis)	60,000	5.5% ⁽¹⁾	20%	2.3% ⁽³⁾
% of sex workers that report the use of condom with most recent client	60,000	95% ⁽²⁾	90%	NA
% of clients of sex workers that are HIV infected ⁽²⁾	980,000	5.3% ⁽¹⁾	2.8%	4.85% ⁽⁴⁾
Output/Coverage Targets				
Sex workers reached by package of BCC prevention and STI prevention /treatment	60,000	High 48,860 Low 36,390 ⁽⁵⁾	45,000	High 75,287 Low 45,489
Sex workers receiving HIV test and post test counselling VCCT	60,000	7,768 ⁽⁶⁾	25,000	10,896
Condoms distributed (in million)		34 million ⁽⁵⁾	42 million	40 million

Source: Operational Plan 2008-2010, M&E table;

(1) HSS, 2008

(2) BSS, 2008

(3) HSS, 2009

(4) HIV prevalence of male STD patients from HSS 2009 as a proxy estimate for clients of sex workers

(5) NAP, Progress report 2008

(6) Only some partners provide a breakdown by type of risk-group, gender and age for VCCT

Partners working with sex workers:

AHRN, Alliance, AMI, AZG, CARE, FXB, IOM, Malteser, MANA, MDM, MNMA, MRCS, MSI, National AIDS Programme, PGK, PSI, WHO, WV

Key messages

Clients not reported

Sexual partners of clients not systematically included in interventions

Reach is higher than size estimate – reasons for this need to be explored (mobility, double-counting, etc.)

Big difference in unit costs among the different service providers

Resources

Table 2: Planned and estimated actual unit costs for comprehensive prevention package – sex workers

Resources planned in Operational Plan 2009	Unit cost per sex worker reached Operational Plan 2009	Resources available 2009	Unit cost per sex worker reached
3,128,288	56.72	3,463,256	46

The total resources allocated to sex workers programmes slightly exceed the amount planned for in the Operational Plan. The unit costs per sex worker were about 19% lower than the planning figures used for planning purposes.

The unit costs of different service providers varied to a wide degree. The lowest unit cost was \$16 per sex worker, while the highest unit costs were over \$300 per sex worker. The higher unit costs stemmed from non-specialised providers who had a small sex worker component. They may find it difficult to extract the

costs for sex worker interventions from their budgets. However, it may also be that smaller organisations struggle to provide cost effective services.

Reach

The number of sex workers reached with prevention activities increased considerably for the reporting period. The total number of sex workers reached by all organisation in all townships was 75,287 (=high). It was also reported that sex workers remained highly mobile. Therefore, it can be assumed that some sex workers were reached by several organisations either within the same township or elsewhere. Mobility also rendered it possible that the same organisation provided services for the same sex worker in multiple sites. All this suggests that the total of sex workers reached is an over estimate.

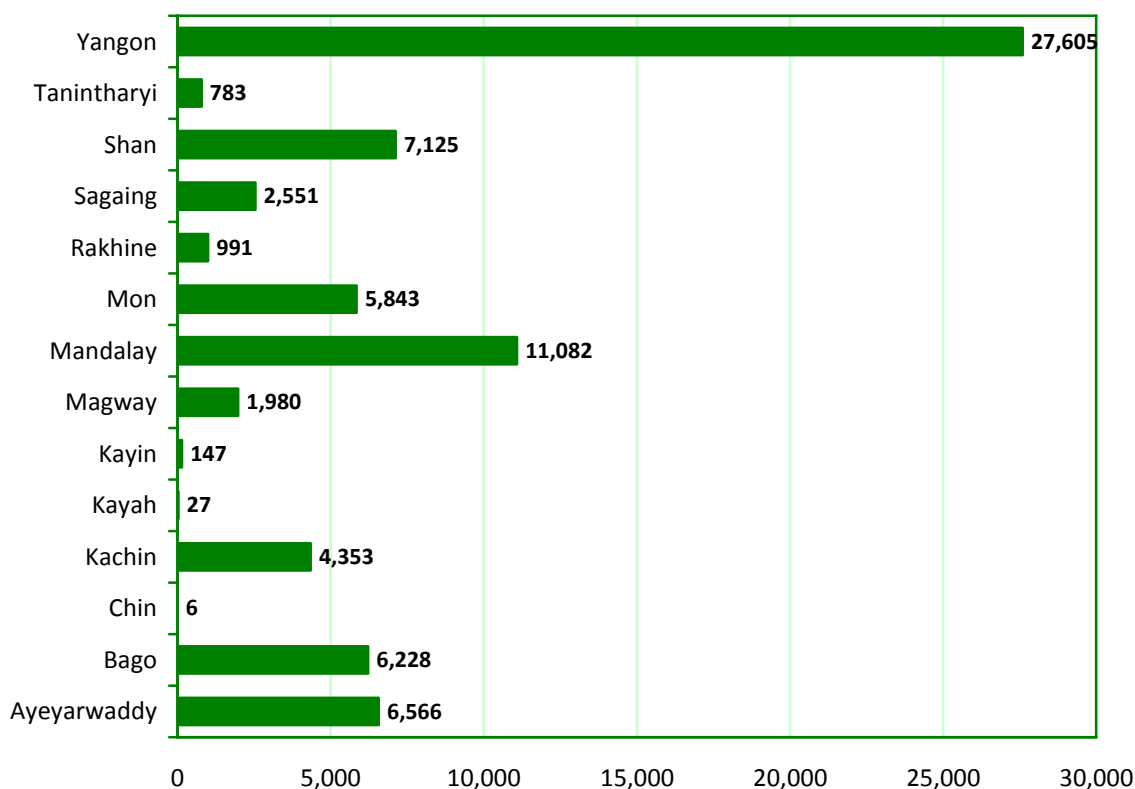
In order to address some of these issues a second calculation was made. The low estimate of 45,489 is the cumulative total of the numbers of the biggest service provider per township. This ensured that no multiple counting among different organisations occurred. However, it did not prevent the possibility of multiple counts caused by mobile sex workers who seek services in different locations. This could be only resolved through a common monitoring system using a unique client number.

The number of sex workers who received the result of a HIV test and post test counselling increased more than 40% in 2009 as compared to 2008. This may be partly due to better reporting since the data from earlier years suggested that the number of sex workers undergoing testing was underreported.

The numbers of clients reached were still not captured despite being a part of this strategic direction. Likewise, there was little information on the sexual partners of the sex workers as well as the partners of clients. Specific, targeted interventions still need to be developed and appropriate indicators and targets developed.

About 50% of services were delivered in Mandalay and Yangon, the two major economic hubs in the country. These two divisions were followed by Shan and Mon state as well as Bago and Ayeyarwaddy division which contributed another 40%. In the absence of size estimates of sex workers by state/division and township, it is uncertain whether this distribution of services corresponded to the actual need.

Figure 8: Sex workers reached by state and division for all organizations in 2009



The majority of services to sex workers continue to be provided by a few large organisations with multiple sites. The smaller providers operated fewer sites or had other core business with sex workers constituting only a small part of their overall programme.

Table 3: Sex workers reached by organization in 2009

Organization	2009
AHRN	972
Alliance	1,103
AMI	581
AZG	8,250
CARE	2,357
FXB	237
IOM	283
Malteser	436
MANA	565
MDM	3,841
MNMA	55
MRCS	583
MSI	3,755
NAP	6,928
PGK	1,263
PSI	43,758
WV	320
Total	75,287

Map 1: Distribution of services for sex workers by townships

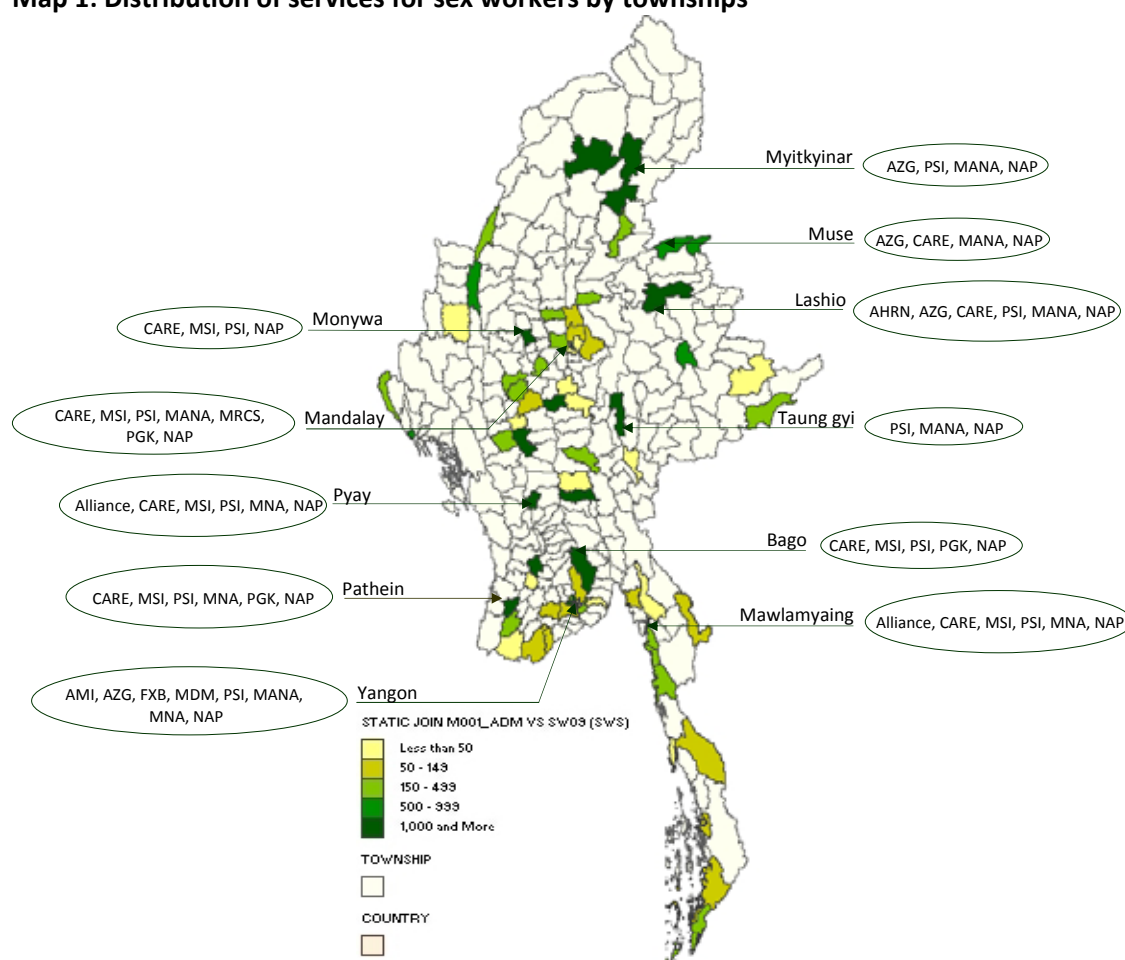
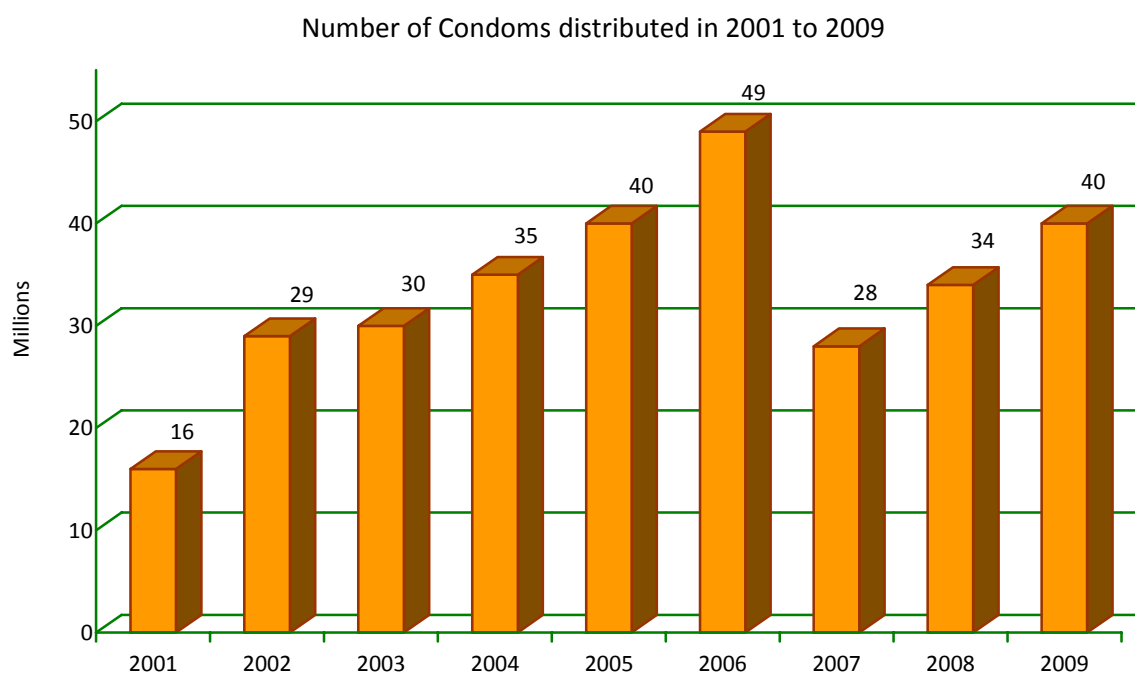
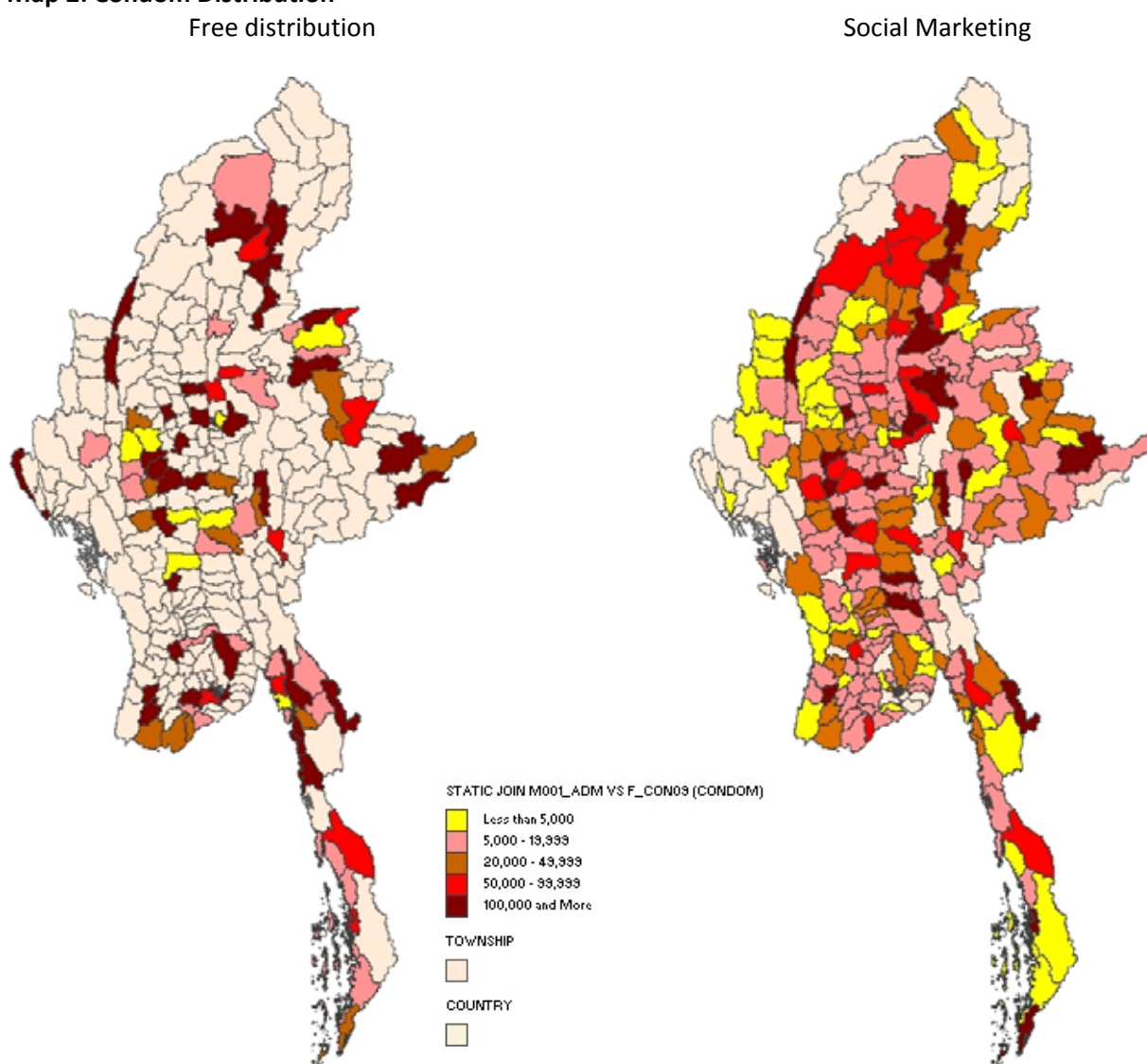


Figure 9: Condom provision – free distribution and social marketing



Map 2: Condom Distribution



STRATEGIC DIRECTION 2: MEN WHO HAVE SEX WITH MEN (MSM)

Impact/Outcome Targets	Size estimate	Baseline (Year)	Target 2009	Results 2009
% of MSM that are HIV infected	240,000	28.8% ⁽¹⁾	30%	22.3% ⁽²⁾
% of MSM that have a STI (syphilis)	240,000	14.1% ⁽¹⁾	28%	6.3% ⁽²⁾
% of condom use by MSM at last anal sex	240,000	67% ⁽³⁾	77%	IBBS forthcoming
Output/Coverage Targets				
MSM reached by package of BCC prevention and STI prevention/treatment	240,000	High 38,286 Low 32,890 ⁽⁴⁾	50,000	High 79,493 Low 59,985
MSM receiving HIV test and post test counselling VCCT	240,000	4,027	18,000	4,701

Source: Operational Plan, M&E table; HIV prevalence data from HIV Sentinel Surveillance

(1) HSS, 2008

(2) HSS, 2009

(3) NAP, Mandalay 2005

(4) NAP, Progress Report 2008

Partners working with men who have sex with men:

Alliance, AMI, AZG, CARE, FXB, IOM, MANA, MDM, MNMA, MRCS, MSI, National AIDS Programme, PGK, PSI, UNFPA, WV

Key messages

Female partners of MSM not part of the services

Testing is reaching few and reasons should be known

No mention of male sex workers

Unit costs much lower than planned but reasons are not clear

Resources

Table 4: Planned and estimated unit costs for comprehensive prevention package – men who have sex with men

Resources planned in Operational Plan 2009	Unit cost per men who have sex with men reached Operational Plan 2009	Resources available 2009	Unit cost per men who have sex with men reached
2,668,299	51.55	1,649,593	20.8

The allocations to men who have sex with men programmes were substantially lower than the planned amounts. The available resources fell 40% short of the resources planned in the Operational Plan. The unit costs were also much lower than estimated in the plan. They amounted to only 40% of the budgeted amount (\$20.9 versus \$51.55). The unit costs of different organizations ranged from \$19 to \$70, with one outlier at \$261. The variance was still substantial and a review of the package of services and the costs will need to be undertaken.

Reach

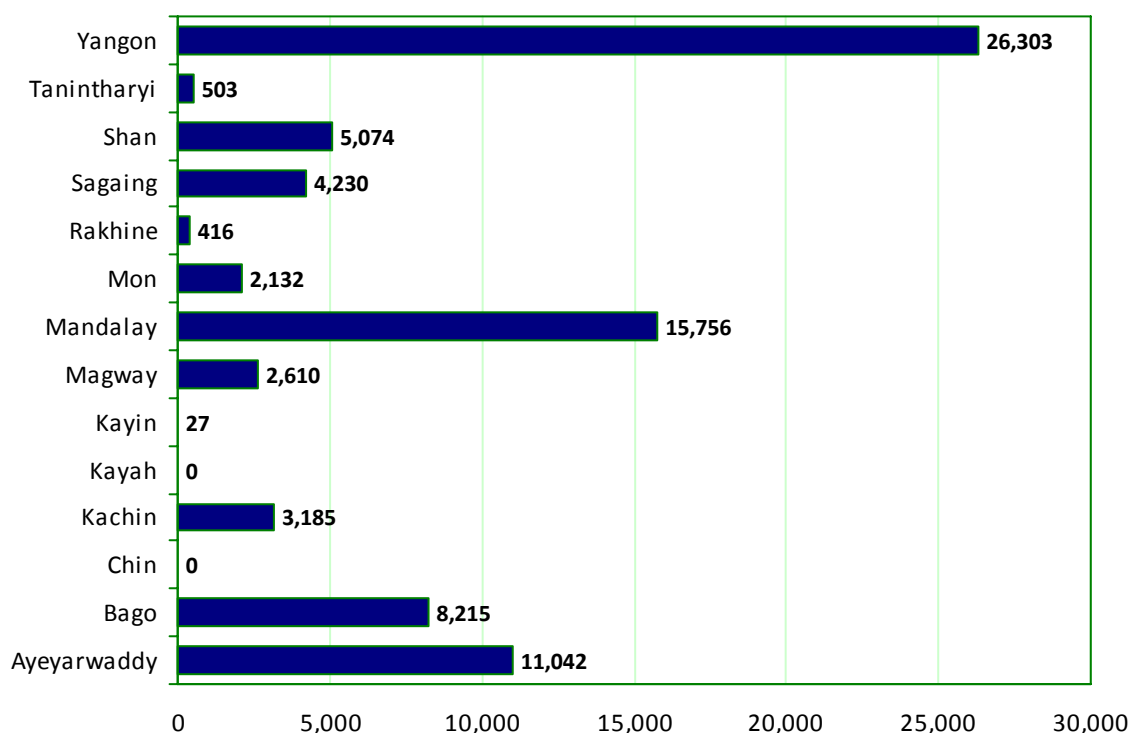
The number of men who have sex with men reached with prevention activities increased considerably for this reporting period. The total number of men who have sex with men reached by all organisation in all townships was 79,493 (=high). This represented a 100% increase over last year. Since several organisations

provide services in the same township, it is likely that multiple-counting of men who sex with men occurred with a resulting overestimate.

In order to address some of this issue a second calculation was made. The low estimate of 59,985 is the total of the numbers of men who have sex with men reached by the biggest service provider per township. This ensures that no multiple counting among different organisations occurs.

In a similar pattern to the sex workers services over 50% of the men who have sex with men were reached in Mandalay and Yangon while another 23% were reached in Bago and Ayeyarwaddy divisions.

Figure 10: MSM reached by state and division for all organizations in 2009

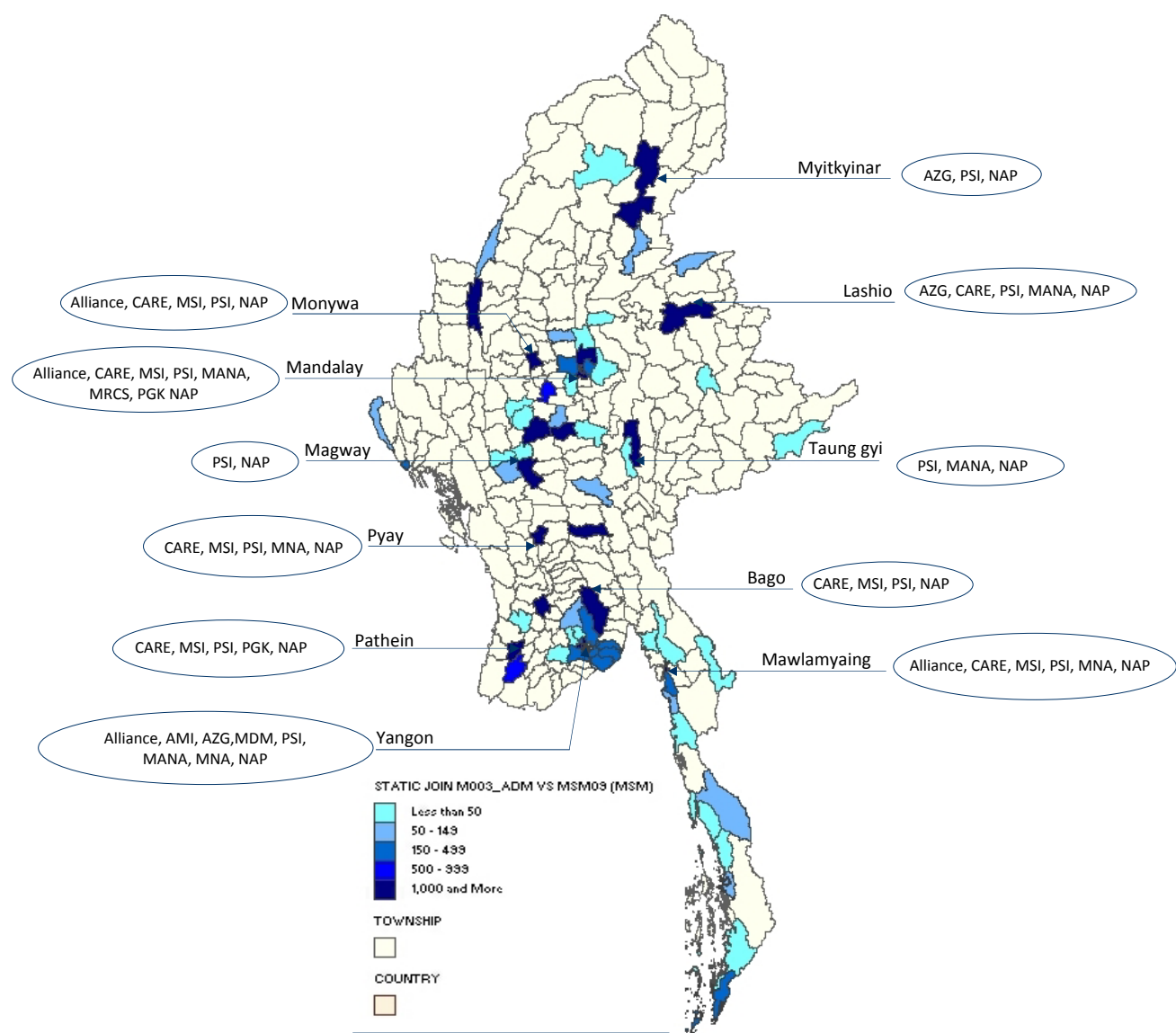


Three quarters of the men who have sex with men were reported by one organisation. The 14 other organisation had medium to small sized programmes.

Table 5: Men who have sex with men reached by organization

Organization	2009
Alliance	6,770
AMI	854
AZG	2,796
CARE	1,233
FXB	126
IOM	54
MANA	57
MDM	1,976
MNMA	22
MRCS	328
MSI	832
NAP	3,956
PGK	1,053
PSI	59,232
WV	204
Total	79,493

Map 3: Distribution by townships of services for men who have sex with men



STRATEGIC DIRECTION 3: DRUG USERS

Impact/Outcome Targets	Size estimate	Baseline (Year)	Target 2009	Results 2009
% of IDU that are HIV infected	75,000	37.5% ⁽¹⁾	27.5%	34.6% ⁽²⁾
% of IDU that avoid sharing injecting equipment in last month	75,000	81% ⁽³⁾	73%	NA
% of condom use by IDU at last sex (paid partner)	75,000	78% ⁽³⁾	45%	NA
Output/Coverage Targets				
Drug Users reached by Harm Reduction programme	2 drug users for 1 IDU ⁽⁴⁾	8,427 ⁽⁵⁾	52,000	11,755
IDU reached by Harm Reduction programme	75,000	8,274 ⁽⁵⁾	35,000	9,459
IDU receiving HIV test and post test counselling VCCT	75,000	1,731	8,750	3,854
Needles distributed to IDUs (in million)		3.5m ⁽⁵⁾	5.0m	5,335,156
Number of ex-IDU on MMT	75,000	580 ⁽⁵⁾	2,000	771

Source: Operational Plan M&E table; HIV prevalence data from HIV Sentinel Surveillance

(1) HSS, 2008

(2) HSS, 2009

(3) IDU BSS 2007-2008

(4) UNODC, 2002

(5) NAP Progress Report 2008

Partners working with drug users:

AHRN, AZG, Burnet Institute, CARE, CCDAC, Drug Treatment Centers, MANA, MBCA, MDM, MSI, National AIDS Programme, UNODC, WHO

Key messages

More female drug uses have been reached

Increase in needles and syringes distributed, but still insufficient and concentrated in few sites

Methadone provision is low and scale up too slow

Coverage for injecting drug users and drug users remained low

Resources

Nearly \$3 million expenditures were reported by harm reduction programmes in 2009. This constituted an increase of about \$300,000 from 2008. However, the total expenditures corresponded to only 32% of the total planned amount.

Table 6: Planned and estimated actual unit costs for comprehensive prevention package – injecting drug users

Resources planned in Operational Plan 2009	Unit cost per injecting drug user reached Operational Plan 2009	Resources available 2009	Unit cost per injecting drug user and drug user reached in drop-in centre	Unit cost per injecting drug user reached in drop-in centre
9,258,332	254	2,970,805	140	314

The unit costs for per injecting drug user reached in a drop in centre was \$314. The Operational Plan used a unit cost of \$254 for each injecting drug user reached. This can be partially explained by a change in the way unit costs are calculated. The unit costs are now calculated by dividing the total amount by the number of injecting drug users (and drug users) reached in a drop-in centre only. As a result, the costs of outreach are included in the unit costs, but the drug users reached through outreach are excluded from the equation. The unit costs varied widely with a range of \$174 to \$475 per injecting drug user reached. There is an urgent need to review the cost effectiveness of harm reduction programmes if a scale up is to materialise.

Reach

Harm reduction programmes have extended their reach in 2009. The number of injecting drug users reached in drop-in centres was reported as 9,459, an increase of about 10%. This corresponds to the additional resources that were available in 2009.

Table 7: Drug users and injecting drug users contacted

	Drug users		Injecting drug users	
	Total	Female %	Total	Female %
Outreach (contacts)	17,971	21.4%	36,298	5.5%
Drop-in-Centres (individuals)	11,755	8%	9,459	3%

There is a significantly higher proportion of female drug users reported to be reached in 2009. The only exception is the proportion of female injection drug users in drop-in centres which remained roughly stable. Some partners reported that they had strengthened their approaches to reach female drug users including injectors. This included the hiring of female outreach workers, doctors and nurses as well as the establishment of women friendly spaces in drop-in centres. Thus, the increasing number of females reached may not constitute an increase in drug user and injecting drug user among females. It suggests however that there is potential to reach more female by tailoring programmes to their needs.

Table 8: Location of drop-in centres

State/Division	Townships	Drop-in Centres
Kachin	Hpakant	3
	Moegaung	1
	Myitkyina	3
Mandalay	Pyi Gyi Takon	2
	Aung Myay Tharzan	1
	Pyin-U-Lwin	1
	Mogoke	1
Sagaing	Kalay	1
	Tamu	1
Shan	Lashio	9
	Laukkai	1
	Muse	5
	Tachileik	3
	Tantyan	1
	Taunggyi	3
	Theinni	1
Yangon	Tamwe	1
	Thingangyun	1
	Yankin	1
Total		40

The reported number of injecting drug users who had received HIV test results in 2009 was more than double the numbers in 2008. The figures remained short of the targets set in the Operational Plan.

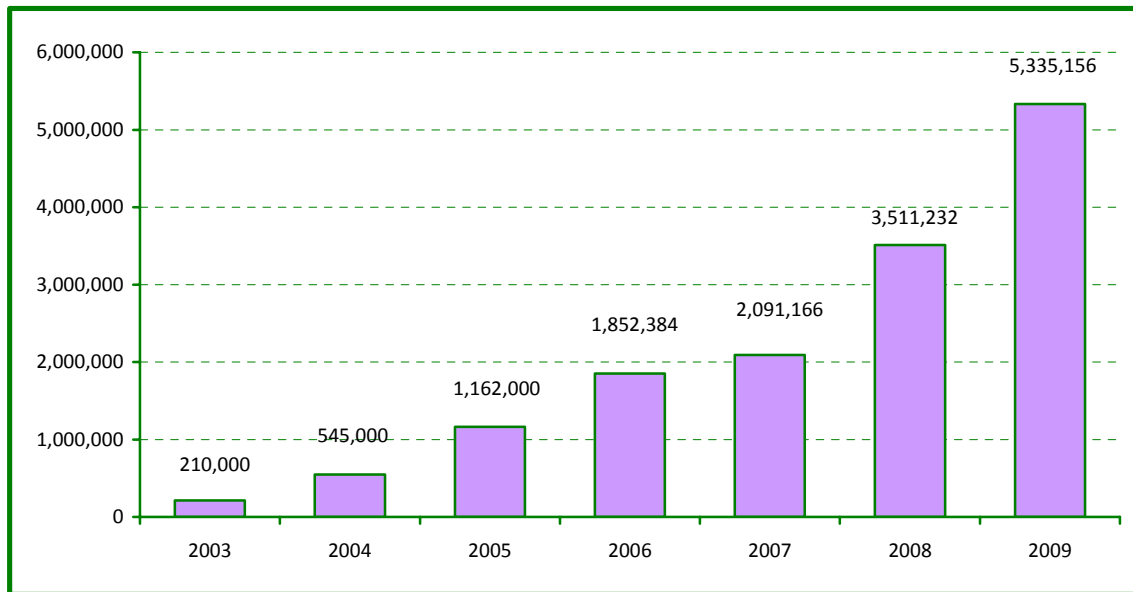
In 2009 a total of more than 5 million needles and syringes have been distributed. This corresponds to a 40% increase from 2008 when 3.5 million needles and syringes were distributed. Nearly 80% of the needles and syringes were distributed in Kachin state suggesting that the local conditions are particularly suited for larger scale needles and syringes programmes.

Table 9: Needles and syringes distributed by organization and state/division

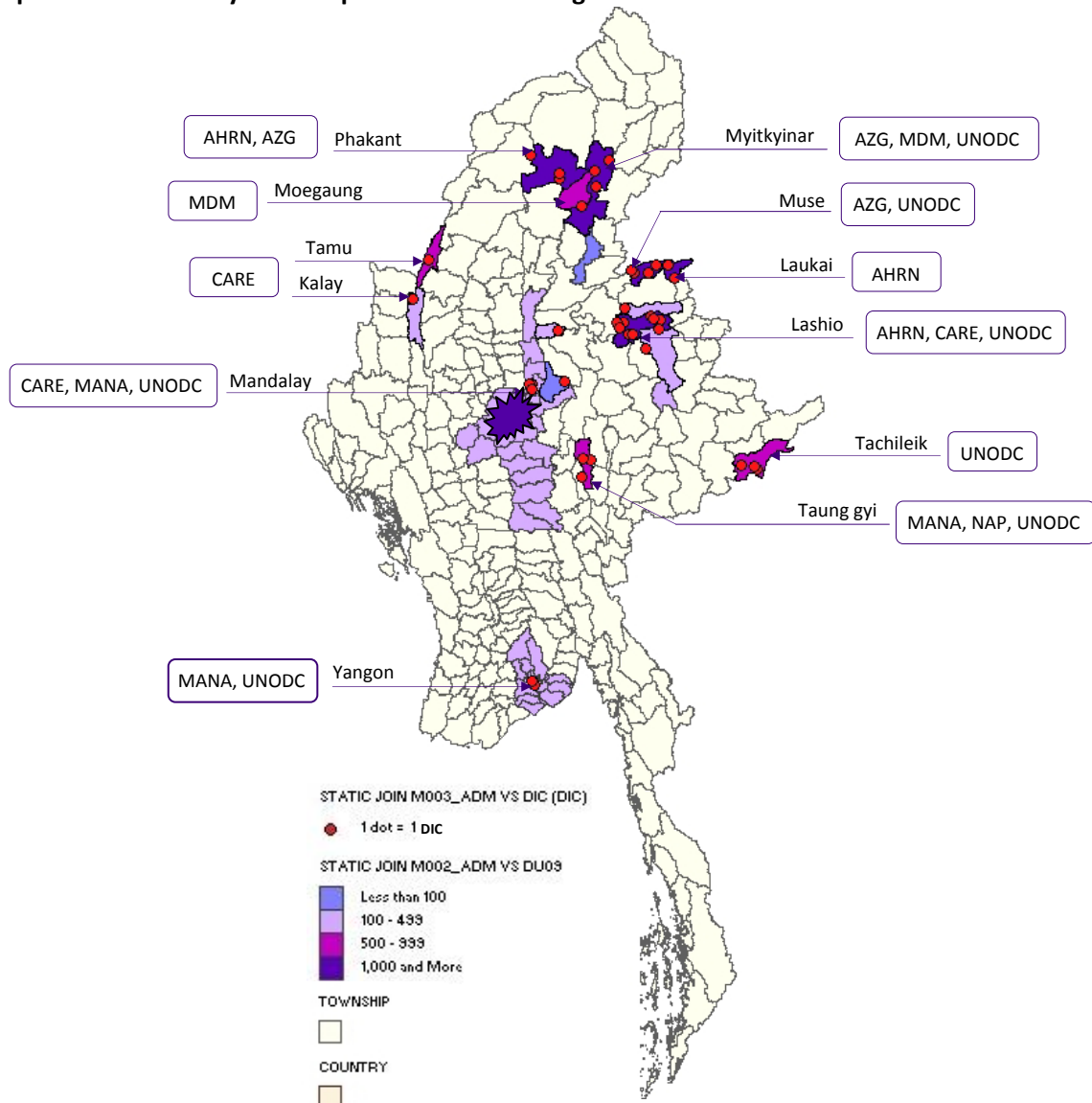
State & Division	Townships	AHRN	AZG	CARE	MDM	MANA	UNODC	TOTAL
Kachin		1,464,379	492,445		1,148,531		909,318	4,014,673
	Bhamaw		15,668					15,668
	Hpakant	1,464,379	395,862				712,400	2,572,641
	Moegaung				918,663			918,663
	Myitkyina		80,915		229,868		196,918	507,701
Mandalay				79,958		38,753	159,580	278,291
	Aung Myay Thazan			79,958				79,958
	Mogoke						995	995
	Pyi Gyi Takonn					38,753	158,467	197,220
	Pyin-U-Lwin						118	118
Shan		92,711	40,285	9,215		1,261	635,671	779,143
	Lashio	79,111		9,215		239,855	166,055	494,236
	Laukkai	13,600						13,600
	Maingshu		8,756					8,756
	Muse		31,529				282,737	314,266
	Tachileik						84,703	84,703
	Tantyan						4,991	4,991
	Taunggyi					1,261	32,500	33,761
	Theinni						64,685	64,685
Yangon						21,362	1,832	23,194
	Tamwe					14,081		14,081
	Thingungyun						1,832	
	Yankin					7,281		7,281
Total		1,557,090	532,730	89,173	1,148,531	301,231	1,641,412	5,335,156

The needle and syringe distribution has grown tenfold since 2004, when only 545,000 needles and syringes were distributed. The Behavioural Sentinel Surveillance for injecting drug users conducted in 2007-2008 showed that syringes were also supplied through the private sector. Pharmacies were mentioned by many respondents as the place where syringes are available suggesting that the private sector supplies an additional part of sterile needles and syringes. Despite this considerable increase of coverage, the HIV prevalence remained high with 34% of injecting drug users testing positive for HIV. There is a need for more and geographically better distributed needles and syringe programmes.

Figure 11: Needles and syringes distributed – 2003 to 2009



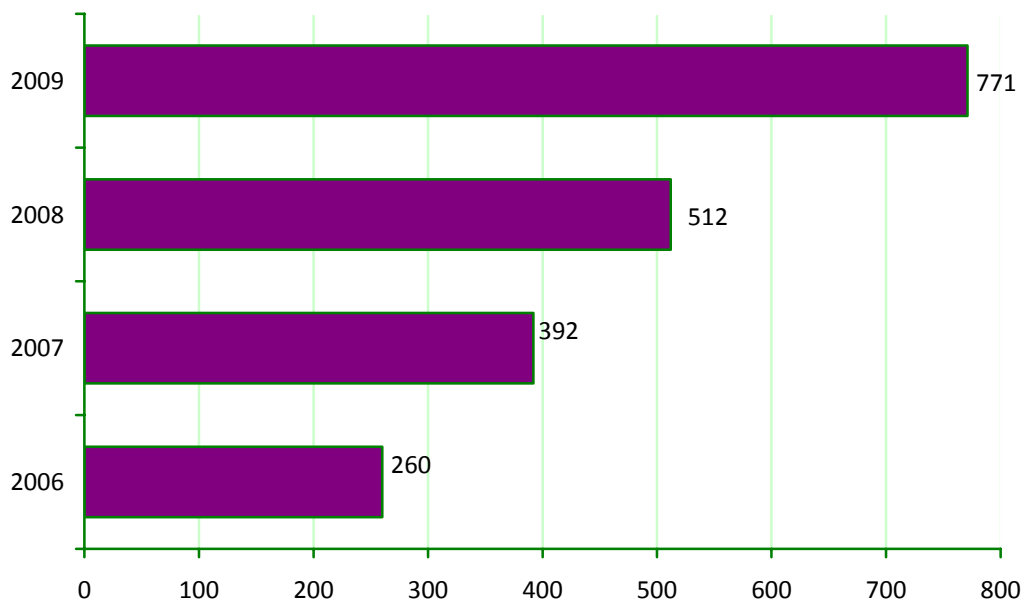
Map 4: Distribution by township of services for drug users



The number of people on methadone maintenance therapy (MMT) has continued to grow at a slow, but steady pace. The target of 2,000 people on MMT by the end of 2009 has been missed though with only 771 active methadone recipients at the end of 2009. It is reported that a total of 1,124 patients were ever enrolled in the methadone programme by September 2009 while 756 were still recorded as active patients. This suggests a retention rate of 68%.

Methadone is being provided in only 8 sites – Yangon, Mandalay, Lashio, Myitkyina, Mogaung, Bamaw. While there is an active collaboration with non-governmental organisations providing referral and follow up services, the methadone is dispensed only in government sites. The number of sites, entry procedures and dispensing modalities may all need to be reviewed in order to scale up the methadone programme.

Figure 12: People on MMT



STRATEGIC DIRECTION 4: PEOPLE LIVING WITH HIV, THEIR PARTNERS AND FAMILIES

Output/Coverage Targets	Size estimate	Baseline (Year)	Target 2009	Results 2009
Number of PLHIV involved in self-help groups	242,000	13,247 ⁽¹⁾	14,000	15,577

Source: Operational Plan M&E table

(1) NAP, Progress report 2008

Partners working with self help groups:

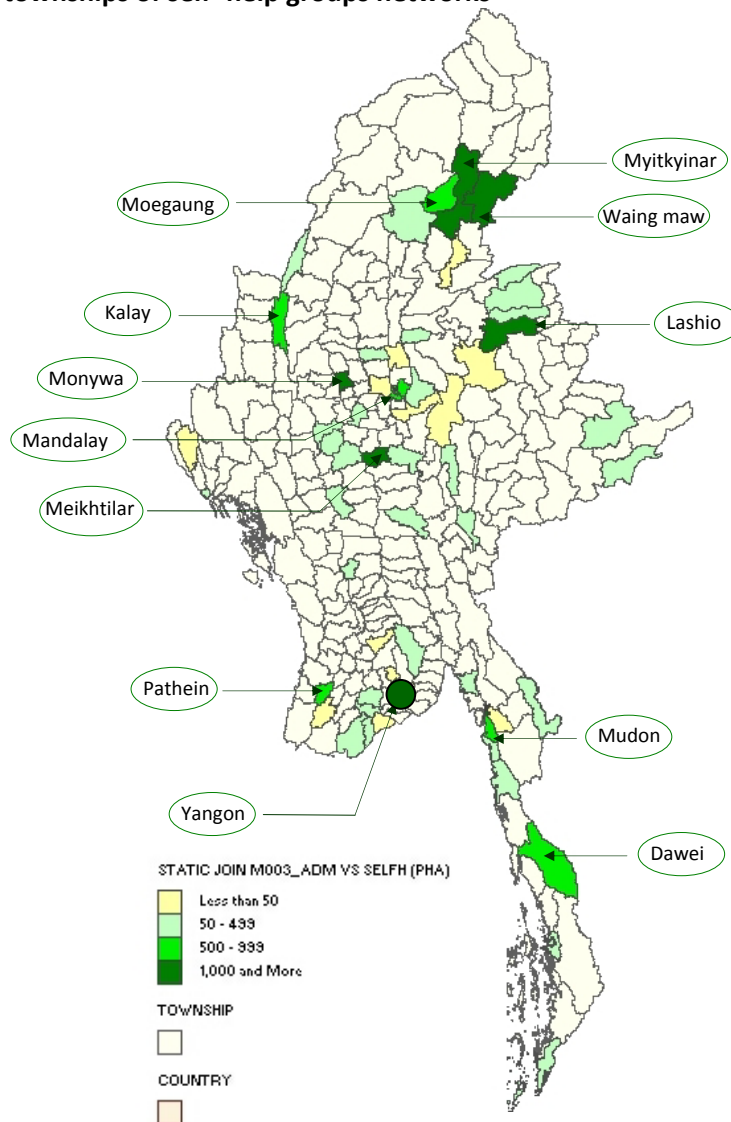
Alliance, AHRN, AZG, CARE, CCDAC, FXB, IOM, MDM, WC, WV, MANA, MNMA, MRCS, PGK, MPG, National AIDS Programme

Reach

At the end of 2009 a total of 15,577 people living with HIV were estimated to be involved in self-help groups. About half of those were women. The totals reported by all stakeholders supporting self-help groups was nearly double this number. However, people are in different networks and self-help groups which leads to multiple counting. The total reported for 2009 is based mainly on the figures provided by Myanmar Positive Group (MPG) which keeps track of self-help groups and positive members involved through its chapters at state and division level. A total of 149 groups were reported as active.

Table 10: Self-help groups and PLHIV involved in self-help groups by state/division

State/ Division	Number of group	PLHIV involved
Ayeyarwaddy	3	644
Bago	8	365
Kachin	18	1,493
Kayah	1	120
Kayin	1	157
Magway	2	264
Mandalay	18	4,793
Mon	25	1,245
Rakhine	2	115
Sagaing	12	1,061
Shan	16	1,178
Tanintharyi	1	252
Yangon	42	3,890
Total	149	15,577

Map 5: Distribution by townships of self- help groups networks

Myanmar Positive Women's Network (MPWNI) 2009

The idea of forming a network for positive women in Myanmar was born through discussions among a group of women active in the Myanmar Positive group in late 2007. Since September 2008 the group has been meeting regularly to identify needs specific to women in the positive community and have increasingly formalized their structure. 2009 was a key year for the network, now termed Myanmar Positive Women's Network Initiative (MPWNI), with a membership of around 40 women who are leaders of various self help groups in and around Yangon. During 2009 the network focused on building a solid foundation through developing their structure, terms of reference, mission and goals and subsequently held election for their Executive Committee in July 2009. A small secretariat was established on MPG premises. The International HIV/AIDS Alliance has been providing oversight and support functions to the network since its inception.

For the period June to December 2009, the network embarked on an ambitious capacity building project for their members aiming for the network to be able to independently apply for, receive and manage funds and projects in the future. The training programme included courses in English language, computer proficiency, proposal development and financial management. The network has a strong desire to be an independent voice, raising concerns of positive women in Myanmar, and to this effect the group convened an advocacy meeting with key stakeholders in early 2010.

For 2010 the network plans to expand to nine additional geographic areas and to continue building the capacity of its members in key competency areas.

STRATEGIC DIRECTION 5: INSTITUTIONALIZED POPULATIONS

Output/Coverage Targets	Size estimate	Baseline (Year)	Target 2009	Results 2009
Prisoners reached by health education	62,300 ⁽¹⁾	9,930 ⁽²⁾	16,000	13,472
Number of prisoners accessing VCCT				

Source: Operational Plan M&E table

(1) Statistical Yearbook 2001

(2) NAP Progress Report 2008

Partners working with institutionalized population:

AHRN, CARE, FXB, MANA, National AIDS Programme

Key messages

Low coverage

Access is limited to health education sessions

Resources

The resources that were used for prevention interventions with institutionalised populations exceeded the planned resources. However, the total amounts are small and the resulting increase in people reached was relatively modest. Furthermore, the actual unit costs were considerably higher than the budgeted costs.

Table 11: Planned and estimated actual unit costs for comprehensive prevention package – institutionalized population

Resources planned in Operational Plan 2009	Unit cost per institutionalized person reached Operational Plan 2009	Resources available 2009	Unit cost per institutionalized person reached
143,500	8.97	230,000	17.1

Reach

The government reaches the majority of the institutionalised population with a share of more than 60%. Non-governmental providers divide the remaining 40%.

Table 12: Institutionalized population reached - by organization

Organization	2009	
	Male	Female
AHRN	577	2
CARE	33	55
FXB	1,425	1,687
MANA	30	180
NAP	7,216	2,267
Total	9,281	4,191

STRATEGIC DIRECTION 6: MOBILE POPULATION

Output/Coverage Targets	Size estimate	Baseline (Year)	Target 2009	Results 2009
Mobile and migrant population reached by package of prevention programme	-	71,140 ⁽¹⁾	380,000	105,941
Number of mobile population accessing VCCT		NEW	3,200	NA

Source: Operational Plan M&E table

(1) NAP Progress Report 2008

Partners working with mobile population:

AMI, AZG, CARE, FXB, IOM, Malteser, MANA, MBCA, MRCS, MSF-CH, National AIDS Programme, PACT, PGK, UNODC

Key messages

Information on specific risks of mobile population is lacking

Resources

Table 13: Planned and estimated actual unit costs for comprehensive prevention package- mobile population

Resources planned in Operational Plan 2009	Unit cost per mobile population reached Operational Plan 2009	Resources available 2009	Unit cost per mobile population reached
4,191,880	10.99	487,715	4.6

The resource situation for programmes with mobile populations remains critical. Only a little over 10% of the planned resources were available in 2009. The actual unit costs were substantially lower than the budgeted unit costs. There is a need to review the targets, costs and package of services for this strategic direction.

Reach

Table 14: Mobile population reached – by organization

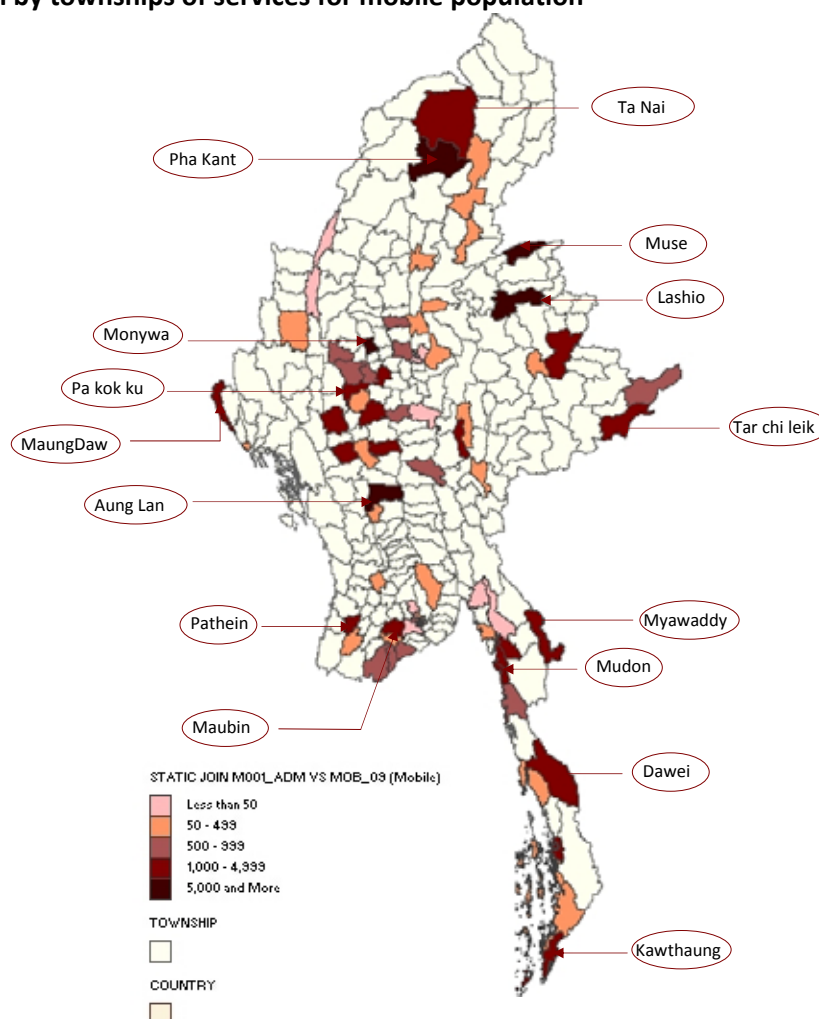
Organization	2009	
	Male	Female
AMI	110	0
AZG	17,263	1,472
CARE	494	154
FXB	7,478	788
IOM	2,393	2,652
Malteser	2,164	1,250
MANA	1,232	1,658
MBCA	2,776	599
MRCS	10,951	105
MSF-CH	695	231
NAP	21,134	4,992
PACT	11,940	6,467
PGK	4,197	80
UNODC	2,316	350
Total	85,143	20,798

Over 80% of the people reached with prevention interventions for mobile population were reported to be male. In the absence of detailed information on mobility, it is unclear whether this corresponds to the real needs.

Table 15: Mobile population reached – by state and division

State & Division	Male	Female	2009	2008	2007	2006
Ayeyarwaddy	5,237	1,131	6,368	5,378	8,965	76,046
Bago	425	0	425	0	6,559	9,695
Chin	54	25	79	15	64	2,982
Kachin	15,177	1,123	16,300	13,311	22,966	48,246
Kayah	150	100	250	0	153	1,486
Kayin	810	1,083	1,893	3,189	4,695	2,534
Magway	12,941	4,629	17,570	2,200	2,369	8,361
Mandalay	10,753	2,435	13,188	5,554	12,446	34,697
Mon	3,686	3,041	6,727	4,906	8,669	7,566
Rakhine	1,286	150	1,436	5,118	5,388	8,987
Sagaing	8,863	1,511	10,374	4,120	4,725	34,335
Shan	16,155	4,137	20,292	14,877	13,882	70,662
Tanintharyi	3,595	1,106	4,701	6,300	16,521	16,118
Yangon	6,011	327	6,338	6,172	75,978	69,046
Total	85,143	20,798	105,941	71,140	183,380	421,717

Map 6: Distribution by townships of services for mobile population



STRATEGIC DIRECTION 7: UNIFORMED SERVICES

Output/Coverage Targets	Size estimate	Baseline (Year)	Target 2009	Results 2009
Uniformed personnel reached by package of prevention programme	-	2,635 ⁽¹⁾	75,000	15,601

Source: Operational Plan M&E table
NAP Progress Report 2008

Partners working with uniformed services:

AMI, AZG, CARE, FXB, Malteser, MANA, National AIDS Programme, UNODC

Key messages

Limited coverage

Little knowledge of risk behaviour among uniformed personnel

Resources

Very limited resources continued to be available for prevention interventions with uniformed services. Unit costs per person reached were relatively low and well below the planned unit costs.

Table 16: Planned and estimated actual unit costs for comprehensive prevention package – uniformed services

Resources planned in Operational Plan 2009	Unit cost per uniformed person reached Operational Plan 2009	Resources available 2009	Unit cost per uniformed person reached
683,341	9.11	73,569	4.7

Reach

The National AIDS Programme delivered more than 60% of the services reflecting the access that is granted to the Ministry of Health to sites and uniformed personnel. Nevertheless, some non-governmental service providers continued their efforts. While the sizes of programmes are small, it is important that opportunities to engage with uniformed services were used.

Table 17: Uniformed services personnel reached – by organization

Organization	2009	
	Male	Female
AMI	42	0
AZG	686	79
CARE	63	7
FXB	2,340	1,161
Malteser	741	118
MANA	28	14
NAP	8,236	1,392
UNODC	694	0
Total	12,830	2,771

STRATEGIC DIRECTION 8: YOUNG PEOPLE

Impact/Outcome Targets	Size estimate	Baseline (Year)	Target 2009	Results 2009
% of young people that are HIV infected	10,648,000 ⁽¹⁾	1.26% ⁽²⁾	1.75%	0.91% ⁽³⁾
% of condom use by young people at last paid sex		90% ⁽⁴⁾	90%	NA
% of youth who correctly identify the three common ways of preventing HIV transmission	10,648,000 ⁽¹⁾	48% ⁽⁴⁾	60%	NA
% of youth who reject misconceptions	10,648,000 ⁽¹⁾	57% ⁽⁴⁾	60%	NA
% of youth expressing accepting attitudes	10,648,000 ⁽¹⁾	34.7% ⁽⁴⁾	50%	NA
Output/Coverage Targets				
Out of school youth (15-24) reached by prevention programme		139416 ⁽⁵⁾	350,000	184,191
In-school youth (10-16) reached by life-skills programme	2,450,000	900,000	2,000,000	NA
% of schools with teachers who have been trained in life-skills-based HIV education and who taught it during the last academic year	37,124	100% ⁽⁵⁾		NA

Source: Operational Plan M&E table; HIV prevalence data from HIV Sentinel Surveillance

(1) Spectrum, generated with 2007 estimation file

(2) HSS, 2008

(3) HSS 2009, Proxy ANC (age 15-24)

(4) BSS, 2007

(5) NAP Progress Report 2008

Partners working with young people:

AHRN, AMI, CARE, DEPT, FXB, IOM, Malteser, MANA, MNMA, MRCS, MSI, National AIDS Programme, PACT, PGK, SC, UNICEF, UNODC, WC, WV

Key messages

Impact and outcome indicators provide little information of value and need review

Large difference in the unit costs; review of the package of services for out of school youth is necessary

Little knowledge about specific risk of young people targeted under this strategic direction

Resources

About two thirds of the planned resources were available for work with out-of-school youth in 2009. The actual unit costs were slightly higher than the planned ones.

Table 18: Planned and estimated actual unit costs for prevention package – out of school youth (OSY)

Resources planned in Operational Plan 2009	Unit cost per OSY reached Operational Plan 2009	Resources available 2009	Unit cost per OSY reached
2,946.934	7.92	1,899,176	10.3

Organisations who reported activities for out-of-school youth showed big differences in their unit costs. They ranged from \$1 to \$90 per person reached per year. The available information does not provide the detailed services provided to these young people. As a result this does not allow to determine the reasons for this wide range. However, it can be assumed that the services provided are very different. Clarity about the package of services and the way of delivering it is required.

Reach

The number of out-of-school youth reached increased in 2009 as compared to 2008. The reported service delivery is now again at the level of 2007.

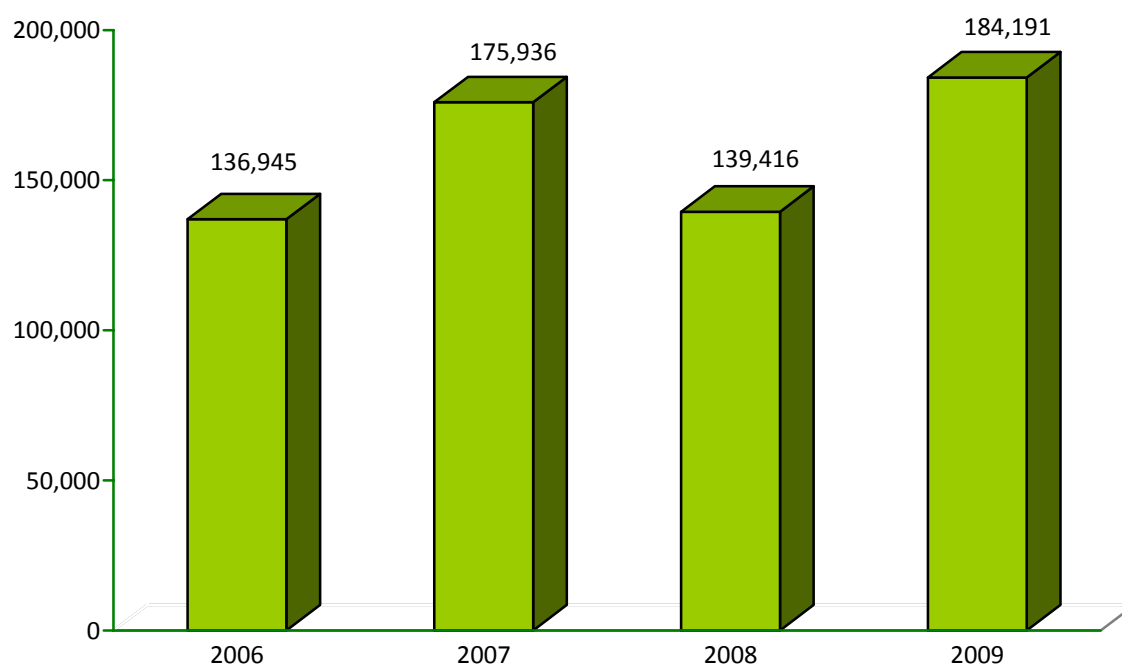
Table 19: Out of school youth reached – by organization and proportion female

Organization	2007	2008	2009	% Female
AHRN	784	302	-	-
AMI	3,588	1,357	45	2%
CARE	1,637	3,023	4,893	57%
FXB	1,817	6,591	8,200	48%
IOM	-	10,770	8,039	55%
Malteser	819	671	1,054	31%
MANA	860	29,116	1,894	59%
MNMA	1,079	151	164	46%
MRCS	24,995	44,351	48,474	47%
MSI	60,282	3,622	6,551	52%
NAP	10,774	9,456	14,361	40%
PACT	-	-	3,664	54%
PGK	3,708	3,478	3,519	53%
SC	51,176	19,520	31,785	49%
Other NGOs	-	-	40,609	NA
UNODC	-	-	549	32%
UNOPS/UNDP	12,473	235	-	-
WC	751	2,415	3,956	54%
WV	640	4,308	6,434	51%
Total	175,936	139,416	184,191	38%

Table 20: Out of school reached – by state and division, 2006 to 2009

State & Division	2006	2007	2008	2009
Ayeyarwaddy	3,545	16,186	11,459	16,766
Bago	5,998	10,399	5,805	15,451
Chin	1,784	2,400	0	0
Kachin	4,092	2,227	3,214	12,258
Kayah	0	15	0	102
Kayin	19,049	12,983	9,859	9,290
Magway	3,292	22,775	1,997	15,511
Mandalay	21,057	25,276	17,339	22,650
Mon	31,588	38,339	28,648	34,961
Rakhine	4,200	27	50	2,825
Sagaing	1,207	2,210	6,531	11,953
Shan	18,631	15,152	38,014	22,547
Tanintharyi	2,211	4,748	6,313	4,660
Yangon	20,291	23,199	10,187	15,217
Total	136,945	175,936	139,416	184,191

Figure 13: Out of school reached – 2006 to 2009



STRATEGIC DIRECTION 9: WORKPLACE

Output/Coverage Targets	Size estimate	Baseline (Year)	Target 2009	Results 2009
Number of people in workplace reached by package of prevention programme	25,000,000	52,849 ⁽¹⁾	250,000	49,192
Number of large enterprises practising workplace policies			25	NA

Source: Operational Plan M&E table

(1) NAP Progress Report 2008

Partners working with workplace HIV prevention activities:

AMI, AZG, CARE, FXB, IOM, MANA, MBCA, MNMA, National AIDS Programme

Key messages

Difference between planned and actual resources is large – review of the approach to workplace is necessary

Resources

The funding available for workplace interventions remained restricted. Only about 12% of the total amount planned in the Operational Plan actually became available. There is a need to review to the approaches to workplace in order to determine whether the planning figures are unrealistic or the funding environment unfavourable.

Table 21: Planned and estimated actual unit costs for comprehensive prevention package – workplace

Resources planned in Operational Plan 2009	Unit cost per worker reached Operational Plan 2009	Resources available 2009	Unit cost per worker reached
2,195,300	8.78	251,017	5.1

Reach

In 2009 a total of 49,192 people were reported to be reached by workplace interventions. About 70% of the services are delivered by two organisations. The total number reached has decreased for the third year in a row.

Table 22: People reached through workplace programmes – by organization and proportion female

Organization	2009	
	Total	% Female
AMI	3,270	0%
AZG	3,095	25%
CARE	382	53%
FXB	6,017	43%
IOM	1,231	56%
MANA	117	32%
MBCA	16,408	54%
MNMA	51	49%
NAP	18,621	36%
Total	49,192	40%

Table 23: People reached through workplace programmes by state and division – 2007 to 2009

State & Division	2007	2008	2009
Ayeyarwaddy	481	3,847	14,591
Bago	3,452	2,560	1,482
Chin	0	0	33
Kachin	1,547	2,174	1,100
Kayah	43	1,000	150
Kayin	485	1,560	310
Magway	2,394	4,459	4,574
Mandalay	31,318	9,998	2,820
Mon	153	4,490	2,271
Rakhine	510	270	2,613
Sagaing	64	3,775	4,552
Shan	1,643	5,753	1,006
Tanintharyi	3,550	7,105	2,666
Yangon	15,618	5,858	11,024
Total	61,258	52,849	49,192

STRATEGIC DIRECTION 10: PREVENTION FOR WOMEN AND MEN OF REPRODUCTIVE AGE

Impact/Outcome Targets	Size estimate	Baseline (Year)	Target 2009	Results 2009
% of women and men of reproductive age infected by HIV	29,713,406 ⁽¹⁾		0.59%	0.61% ⁽¹⁾
Output/Coverage Targets				
Women and men of reproductive age reached by prevention programme	29,713,406 ⁽¹⁾	633,114 ⁽²⁾	1,200,000	497,545
Women and men of reproductive age receiving HIV test and post-test counselling (excluding targeted populations)	29,713,406 ⁽¹⁾	83,826	220,000	81,409
Number of patients treated for STI		93,625 ⁽²⁾	210,000	135,065

Source: Operational Plan M&E table

(1) Technical report of estimation and projection workshop, 2009, Myanmar; prevalence for 15-49 years of age

(2) NAP Progress Report 2008

Key messages

Interventions cannot be linked to evidence of impact

Unclear how programmes target population at risk of HIV transmission under this strategic direction

Prevention for women and men of reproductive age

Partners working with women and men of reproductive age:

Alliance, AMI, AZG, CARE, FXB, IOM, Malteser, MANA, MBCA, MNMA, MRCS, MSF-CH, MSI, National AIDS Programme, PACT, PGK, PSI, SC, UNOPS/UNDP, WC, WV

Resources

Unit costs were initially developed, but the package of services and the indicators that are reported render analysis difficult.

Reach

Table 24: Women and men of reproductive age reached by prevention programme by state and division

State & Division	2008	2009
Ayeyarwaddy	29,899	19,381
Bago	16,470	13,281
Chin	11,050	3,265
Kachin	37,856	37,788
Kayah	414	3,800
Kayin	5,531	10,393
Magway	28,088	46,613
Mandalay	69,210	113,069
Mon	40,773	26,714
Rakhine	130,382	46,228
Sagaing	23,339	21,546
Shan	86,821	42,247
Tanintharyi	10,874	14,672
Yangon	142,407	98,548
Total	633,114	497,545

A total of 497,545 people were reached by prevention interventions. This is far short of the 1.2 million planned for in the Operational Plan. Equally, in 2008 about 30% more people were reportedly reached under this strategic direction. This is a fall for a third year in a row.

Table 25: Women and men of reproductive age reached by prevention programme by organization and proportion of female

Organization	2007	2008	2009	% Female
AHRN	881	1,092	-	-
Alliance	1,074	3,147	2,799	48%
AMI	928	2,701	1,306	5%
AZG	326,489	217,849	75,390	56%
CARE	1,979	4,938	3,159	63%
FXB	-	14,216	13,458	53%
IOM	8,882	20,991	13,696	57%
Malteser	4,351	10,358	4,625	41%
MANA	7,338	2,504	13,968	70%
MBCA	-	3,249	2,951	44%
MCFT	-	11,346	-	-
MNMA	596	177	50	50%
MRCS	84,048	79,869	56,369	51%
MSF-CH	6,112	-	2,012	47%
MSI	60,108	26,201	27,171	51%
NAP	107,716	43,342	98,941	48%
PACT	13,711	17,140	507	37%
PGK	25,022	3,496	6,881	51%
Progetto Continenti	45,672	-	-	-
PSI	-	89,913	99,796	0%
SC	-	8,380	1,260	62%
UNODC	333	705	-	-
UNOPS/UNDP	22,169	45,448	69,364	55%
WFP	2,059	-	-	-
WC	1,287	26,052	1,858	58%
WV			1,984	56%
Total	738, 273	633,114	497,545	42%

Voluntary confidential counselling and testing (VCCT)

Partners working with VCCT:

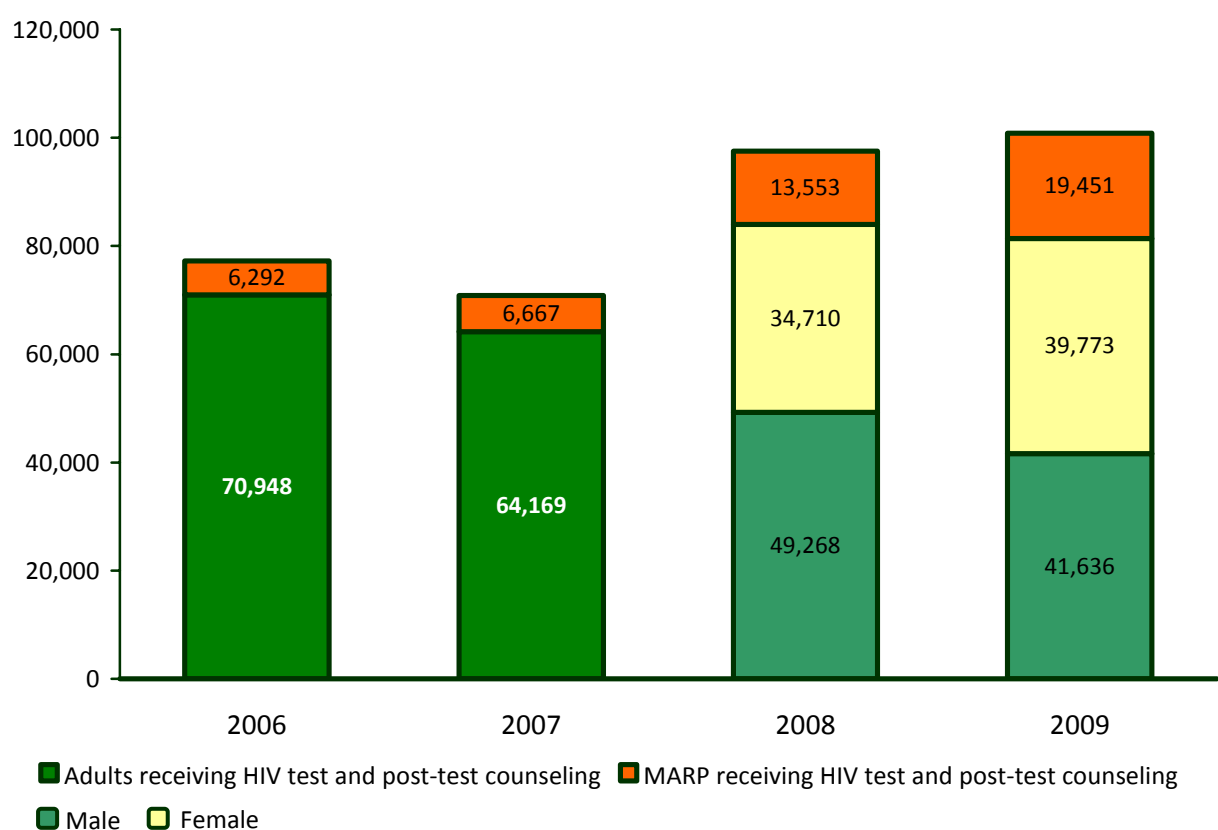
AHRN, Alliance, AMI, AZG, CARE, FXB, IOM, Malteser, MANA, MBCA, MDM, MNA, MRCS, MSF-CH, MSI, National AIDS Programme, PACT, PGK, PSI, RM, UNION, UNODC, WV

Reach

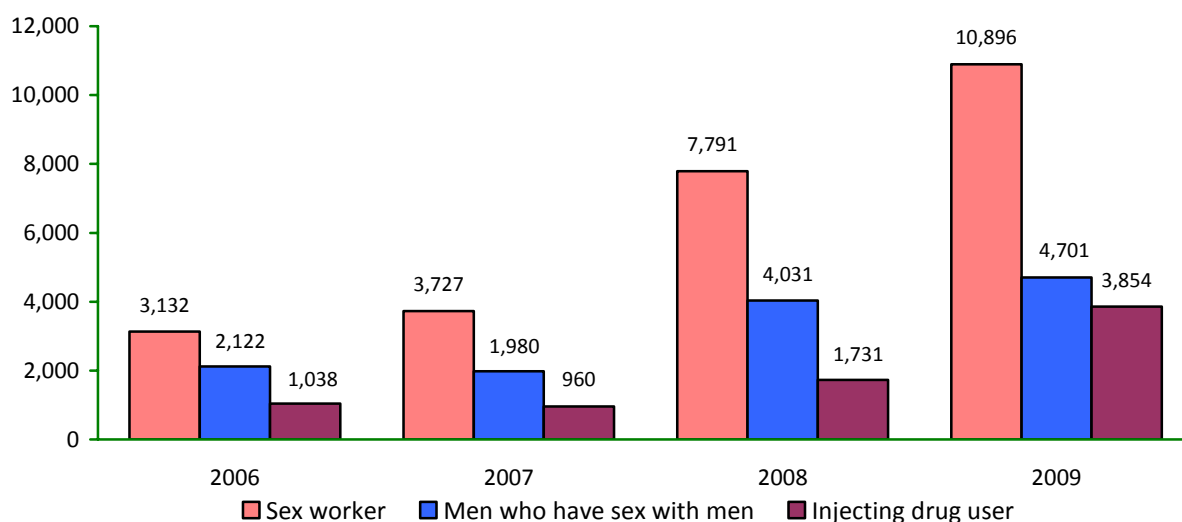
The total number of adults who tested for HIV has decreased by about 3% from 2008 to 2009. This has been compensated by the reported number of sex workers, men who have sex with men, TB patients and injecting drug users who underwent testing. The total figures for these sub-populations nearly doubled from 2008 to 2009. The most notable increase occurred in the testing of TB patients.

Table 26: People receiving HIV test and post-test counselling

	2006	2007	2008	2009
Adults receiving HIV test and post-test counselling (excluding MARPs)	70,948	64,169	83,996	81,409
MARP receiving HIV test and post-test counselling	6,292	6,667	13,553	19,451
Sex worker	3,132	3,727	7,791	10,896
Men who have sex with men	2,122	1,980	4,031	4,701
Injecting drug user	1,038	960	1,731	3,854
TB	13	160	59	5,611

Figure 14: People receiving HIV test and post test counselling, 2006 – 2009

The increasing number of people being tested is shown in the graph below. The 4 groups of people with the highest known HIV prevalence increasingly undergo testing. NGO sites have proven important for the scale up of testing provided to sex workers, men who have sex with men and injecting drug users by providing user friendly sites. The testing of TB patients has also contributed to the increase of testing. This testing is being carried out in public sector clinics.

Figure 15: Most at risk population received HIV test and post test counselling – 2006 to 2009**Treatment of sexually transmitted infections (STI)****Partners working with STI treatment provision:**

AHRN, Alliance, AMI, AZG, IOM, Malteser, MANA, MDM, MNMA, MRCS, MSF-CH, MSI, NAP, PGK, PSI

Reach

Treatment for sexually transmitted infections increased by 43% in 2009 as compared to 2008. A total of 14 organisations reported that 135,065 individuals were treated for STIs in 2009. In principle, this should exclude people who were treated more than once in a year. In practice, this is difficult to measure since clients may change service providers for a follow up treatment. Some double counting may therefore result when reported figures are cumulated.

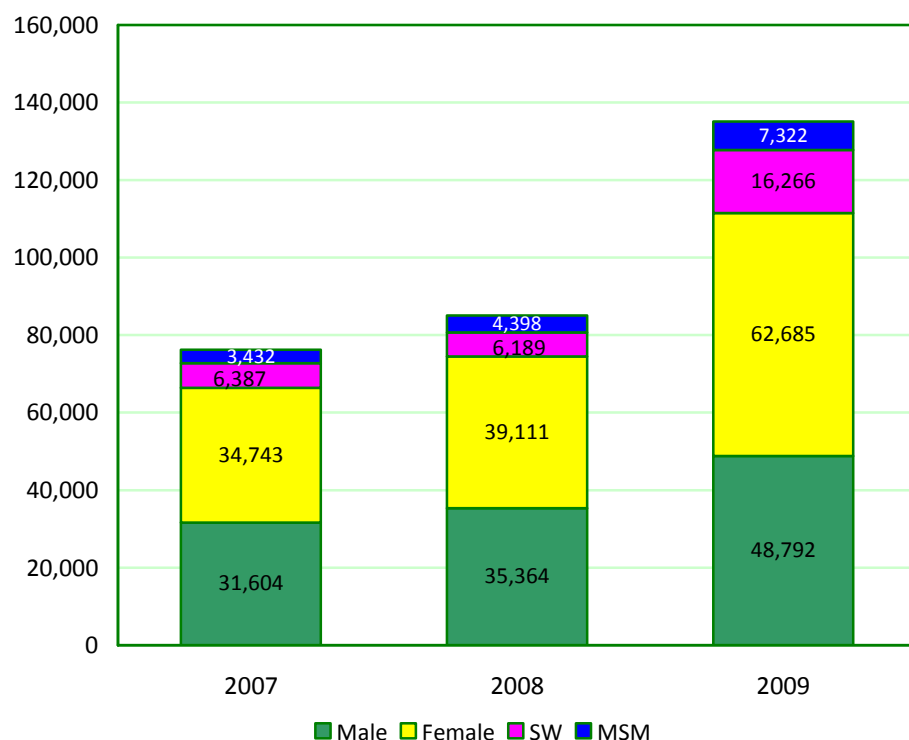
Females constituted a total of 58% of the total. Over 90% of the treatments are reported by four organisations while the remaining 10% are split among the other 10 organisations.

Table 27: People receiving STI treatment – by organization

Organization	2008	2009	% Female
AHRN	56	102	63%
Alliance		116	7%
AMI	3,631	1,305	68%
AZG	12,225	8,819	73%
FXB	76	-	-
IOM	29	40	55%
Malteser	501	867	65%
MANA	58	122	31%
MDM	1,038	1,163	68%
MNMA	78	82	68%
MRCS	-	107	52%
MSF-CH	258	362	72%
MSI	16,860	25,151	90%
NAP	11,606	12,172	53%
PGK	102	142	75%
PSI	47,107	84,515	48%
Total	93,625	135,065	58%

The majority of people receiving STI treatment could not be assigned to a particular sub-population. About 17% of STI treatments were recorded for men who have sex with men and sex workers. These data usually stemmed from specialised clinics that targeted their services at specific groups. Other clinics could not consistently report the typology of STI patients.

Figure 16: People received STI treatments – 2007 to 2009

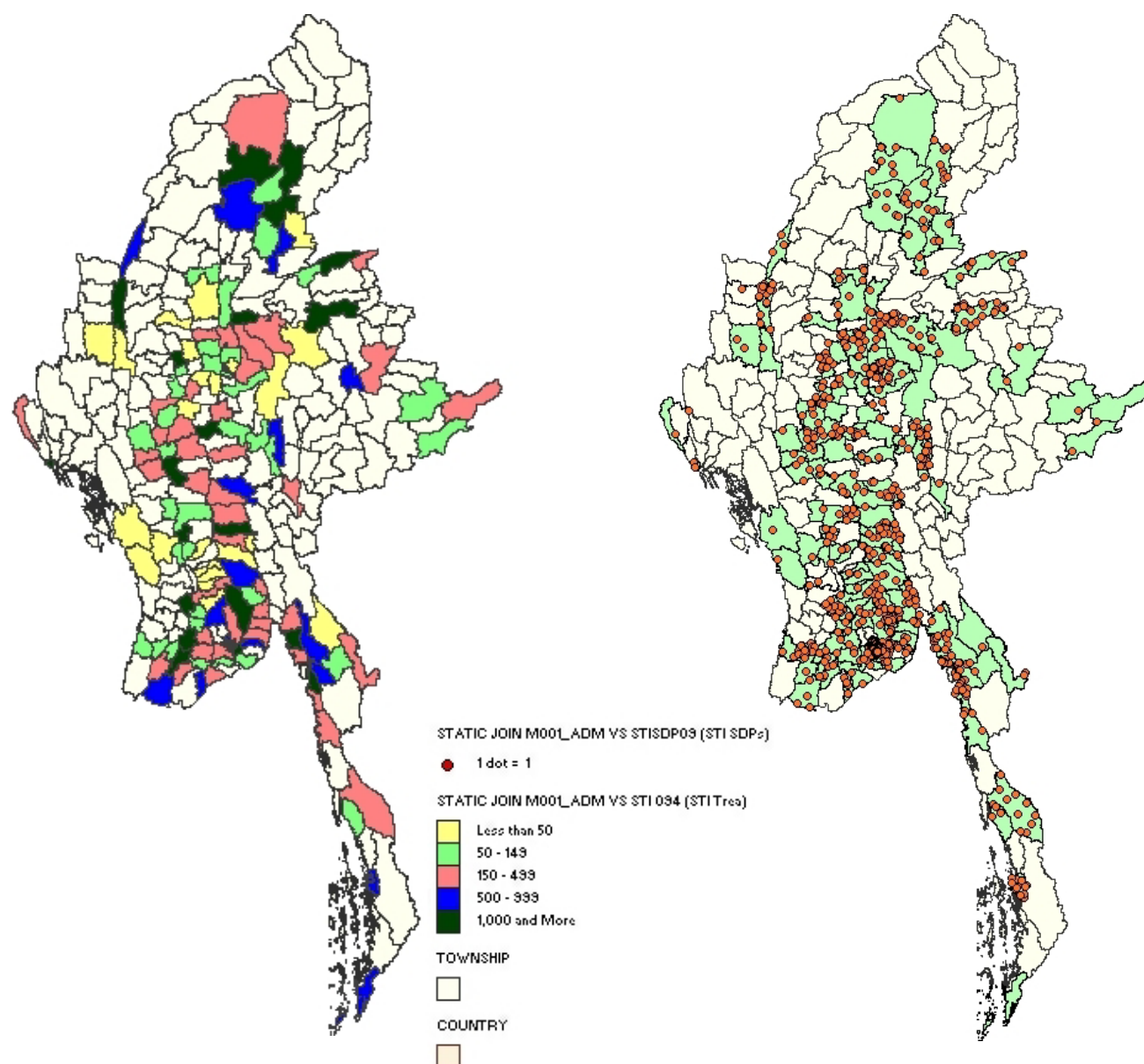


Ayeyarwaddy, Bago, Mandalay and Yangon divisions provided together for 73% of all STI treatments. This coincided with the locations of prevention programmes for sex workers and men who have with sex men with the highest reach.

Table 28: People receiving STI treatment by state and division

State & Division	2007	2008	2009
Ayeyarwaddy	5,118	3,008	12990
Bago	13,625	14,189	20732
Chin	0	117	21
Kachin	6,525	4,082	5907
Kayah	0	197	188
Kayin	1,062	1,443	1011
Magway	1,510	1,327	3182
Mandalay	13,577	14,898	23002
Mon	3,704	5,023	7560
Rakhine	4,354	3,669	2472
Sagaing	1,590	2,474	6114
Shan	6,242	4,758	6578
Tanintharyi	363	3,426	2195
Yangon	32,496	35,014	43113
Total	90,166	93,625	135,065

Map 7: Distribution of STI service delivery points and STI treatment by townships



STRATEGIC DIRECTION 11: COMPREHENSIVE CARE, SUPPORT AND TREATMENT

Package of care and support with or without ART				
Impact/Outcome Targets	Size estimate	Baseline (Year)	Target 2009	Results 2009
% People still alive at 1 year after initiation of ART		NA	90%	87.5% ⁽³⁾
Output/Coverage Targets				
Number of People Living with HIV in need receiving ART (including package of support)	74,000 ⁽¹⁾	15,191 ⁽²⁾	30,000	21,138
Number of people receiving Cotrimoxazole as prophylaxis		30,344 ⁽²⁾	40,000	37,541
Number of people receiving CHBC package of support (without ART)		23,451 ⁽²⁾	18,000	31,361

Source: Operational Plan M&E table; HIV prevalence data from HIV Sentinel Surveillance

(1) Adults and children, HIV Estimation workshop, NPT 2009

(2) NAP Progress Report 2008

(3) MSF Holland cohort

Prevention of Mother-to-Child Transmission				
Impact/Outcome Targets	Size estimate	Baseline (Year)	Target 2009	Results 2009
% of infant born to HIV infected mother that are HIV infected	4,600 (2007)	21.5% ⁽¹⁾	19%	-
Output/Coverage Targets				
Pregnant women receiving HIV test and post test counselling VCCT	1,283,382	159,763	500,000	170,862
% of mother-baby pairs receiving a complete course of ARV prophylaxis for PMCT	4,600 ⁽¹⁾ (2007)	1,780 ^(3, 4)	2,600	2,136
Number of orphans receiving support	1,573,676 ⁽¹⁾ (2007)	9,527 ⁽⁴⁾	35,000	11,832
Number of children in need provided with ART	1,900 ⁽²⁾	966 ⁽⁴⁾	1,500	1,535

Source: Operational Plan M&E table

(1) The estimated percent of HIV positive infants born to HIV positive mothers is based on the PMCT program in countries. Myanmar indicates that the PMCT program at that time of study was single dose Nevirapine, that women practise mixed feeding of infants, and that they breastfeed on average 7-17 months. Based on these practices, the estimated transmission from HIV positive mothers to their infants is 21.5%. This assumption is based on research that has been conducted in the field.

(2) HIV Estimation workshop, NPT 2009

(3) All types of orphans included

(4) NAP Progress Report 2008

Key messages

Unit costs of the ARV providers vary widely and some investigation regarding the reasons for this difference should be carried out

Links of treatment and community home based care and Cotrimoxazole prophylaxis are not clear; this should be addressed through formalising the Continuum of Care

Number of people on Cotrimoxazole prophylaxis appears high and may not be reliable, but would be an important indication of people already identified for future ARV treatment

Care, treatment and support – Package of support with ART**Partners working with care, treatment and support:**

AHRN, Alliance, AMI, AZG, CARE, FXB, IOM, Malteser, MANA, MNMA, MRCS, MSF-CH, MSI, National AIDS Programme, PGK, PSI, UNODC, WHO

Resources

Over \$10 million were spent on care, treatment and support inclusive of ART. This resulted in a unit cost of \$484 per person and year. This includes the costs for children on ART since they are treated in the same programmes and clinics. This is about 8% lower than calculated in the Operational Plan. It may be that economies of scale are being reached by an increasing number of organisations. With view to the continued scarcity of funds it will be crucial that continued efforts are made to reduce unit costs.

The reported unit cost per year for a person treated with ARV showed a wide range with the lowest reported value at \$223 and the highest at \$2,023. The unit costs do relate roughly to the size of the programme, with larger programmes showing lower unit costs as would be expected. Organisations with higher unit costs were also often at the beginning of a scale up where the initial investment costs make up a large share of the total costs.

Table 29: Planned and estimated actual unit costs for comprehensive package of care and support with ART

Resources planned in Operational Plan 2009	Unit cost per person Operational Plan 2009	Resources available 2009	Unit cost per person
15,923,155	526	10,224,541	484

Reach

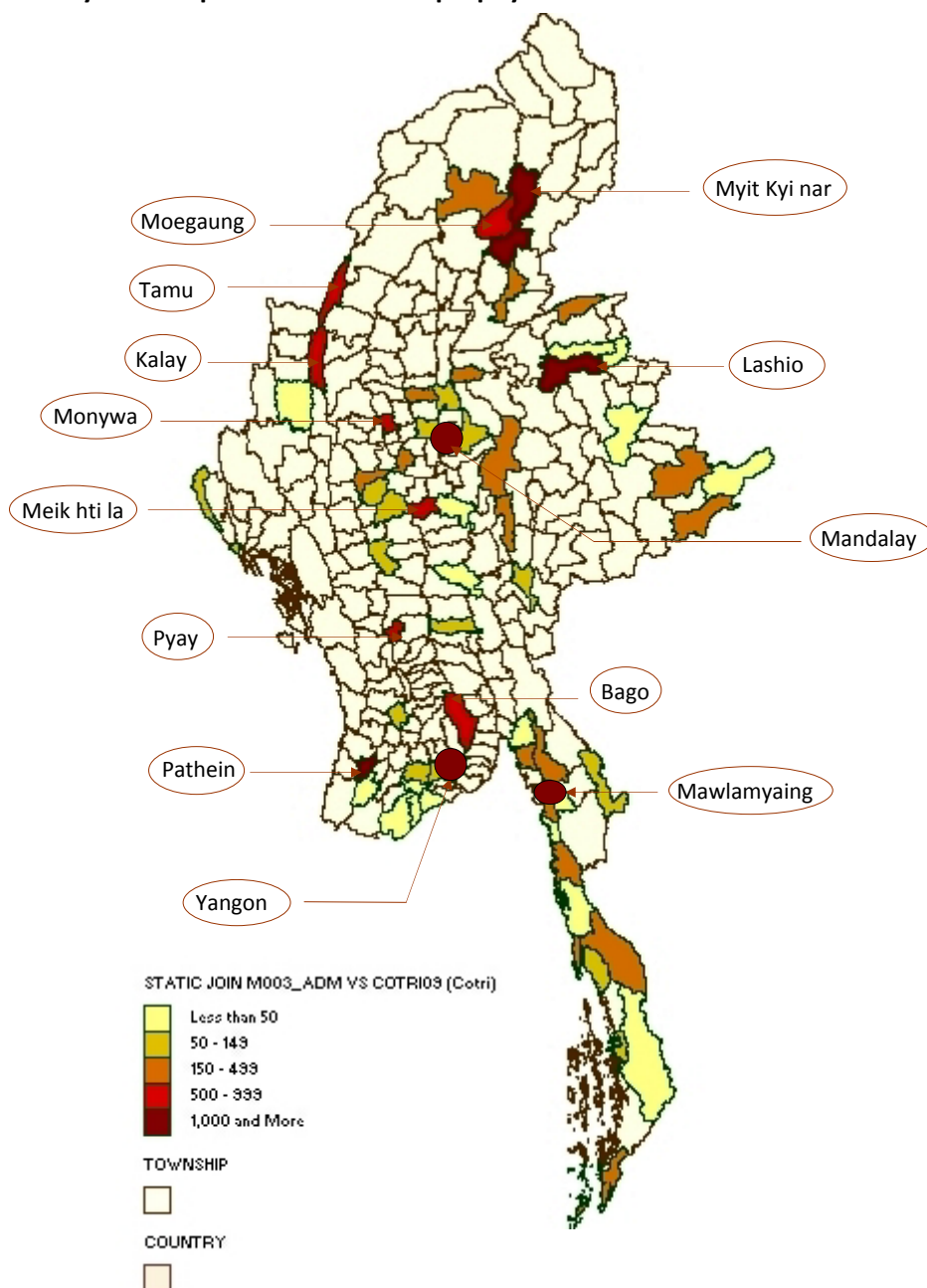
Table 30: People receiving Cotrimoxazole prophylaxis by organization

Organization	2009	% Female
AHRN	284	10%
Alliance	2,963	50%
AMI	522	44%
AZG	3,976	48%
CARE	1,130	57%
FXB	5,923	49%
IOM	230	47%
Malteser	56	0%
MANA	485	20%
MDM	1,075	27%
MNA	4,784	49%
MRCS	590	48%
MSF-CH	519	44%
MSI	1165	60%
NAP	12,462	43%
PGK	1,064	51%
PSI	291	30%
UNODC	22	14%
Total	37,541	46%

All treatment indicators showed higher achievements in 2009 than in previous years. A total of 35,451 number of people whereof 46% females were reported to be given Cotrimoxazole prophylaxis in 2009. This number can be used as a rough treatment pipeline since these people are known to be HIV positive and have

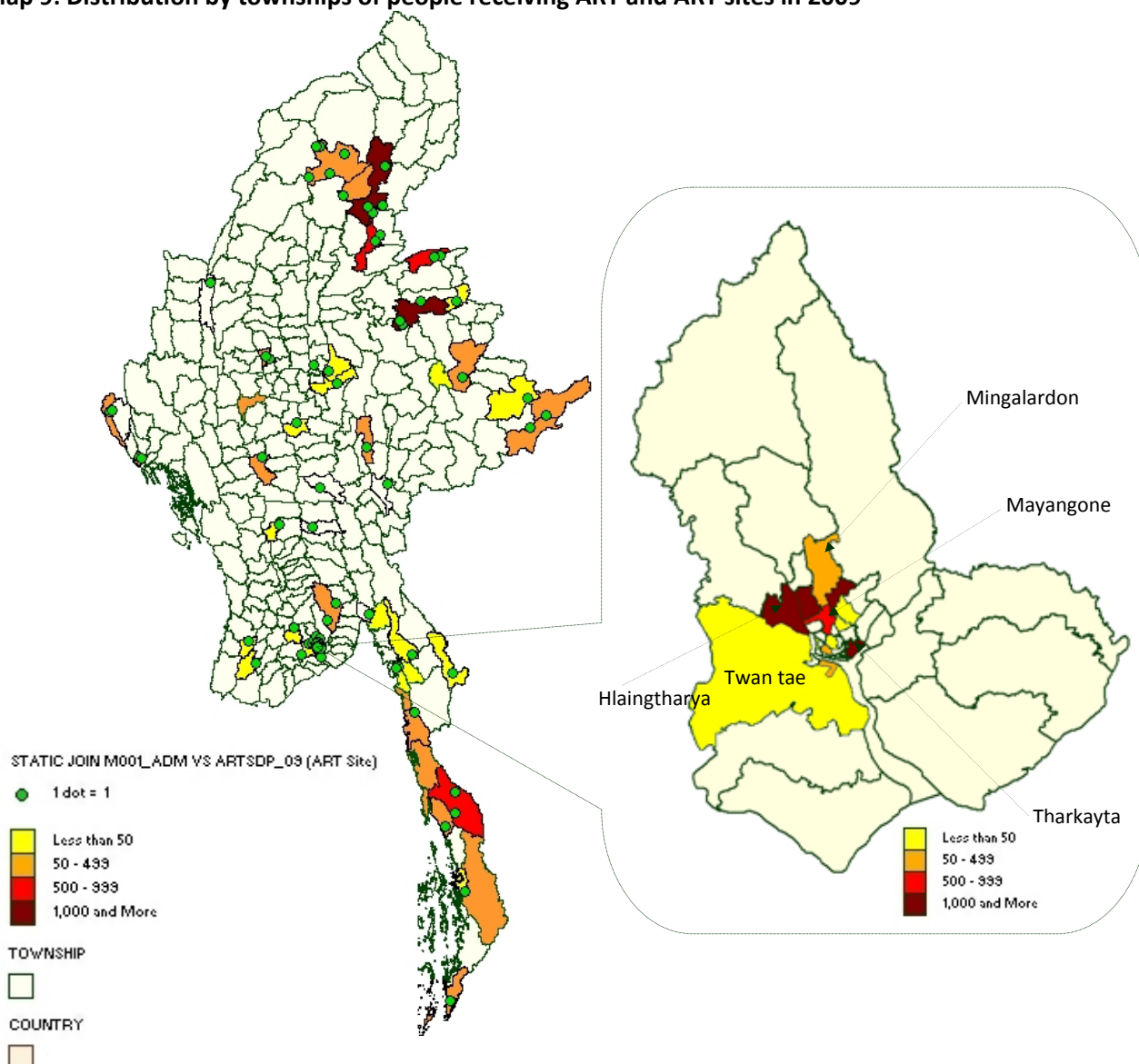
shown some signs of a weakened immune system. They are also registered with organisations which will enable a smooth progression to ART.

Map 8: Distribution by township of Cotrimoxazole prophylaxis



The ART provision has increased substantially in 2009 with an annual increase of over 6,000 additional people receiving anti-retroviral medication. Just over 43% of the people receiving ARV are female (including children). The provision of ART was still dominated by one organisation that provided over 60% of the total. However, the total share was shrinking compared to earlier years and the distribution of patients among the providers was more evenly distributed.

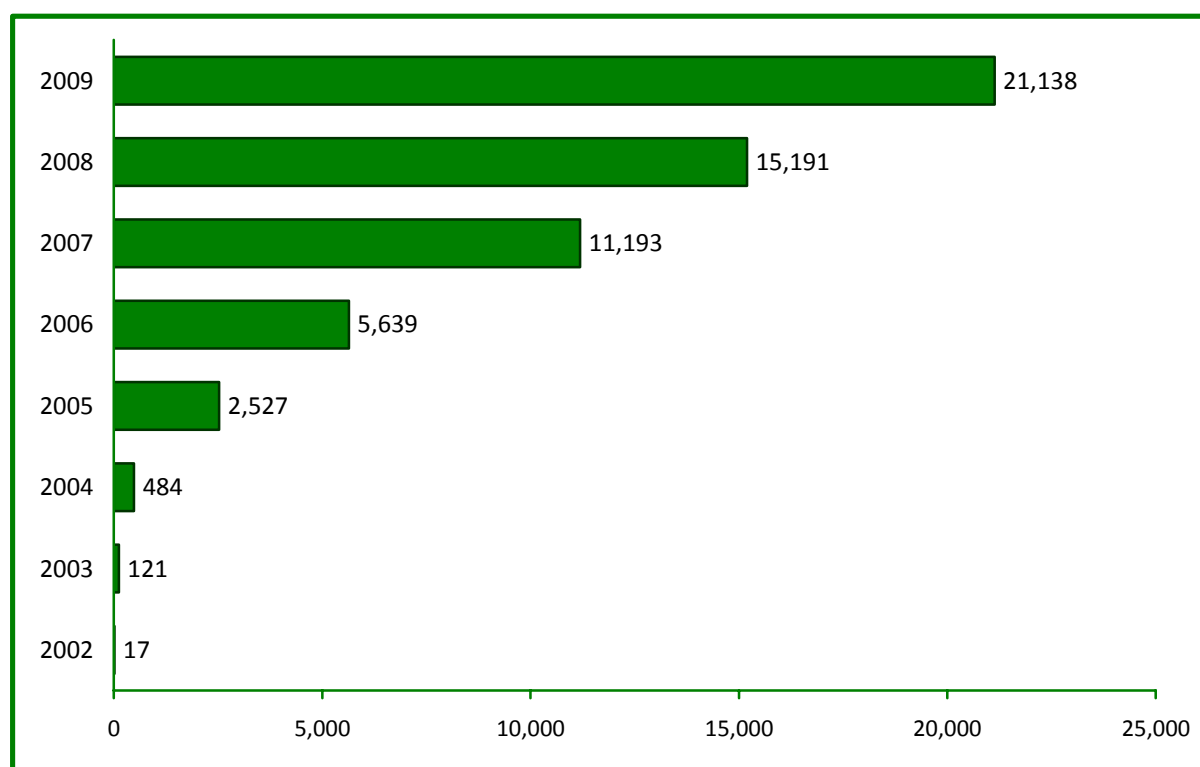
The geographical distribution of continued to be focused on Yangon, Mandalay as well as Kachin and Shan states. 84% of all patients were treated in these four areas.

Map 9: Distribution by townships of people receiving ART and ART sites in 2009**Table 31: People receiving ART – by state and division**

State & Division	Number of people on ART		Total	As % of total
	Male	Female		
Ayeyarwaddy	62	12	74	0.4%
Bago	68	46	114	0.5%
Chin	0	0	0	0.0%
Kachin	1730	1765	3495	16.5%
Kayah	0	0	0	0.0%
Kayin	31	45	76	0.4%
Magway	246	158	404	1.9%
Mandalay	1310	729	2039	9.6%
Mon	190	187	377	1.8%
Rakhine	248	197	445	2.1%
Sagaing	89	68	157	0.7%
Shan	1472	1285	2757	13.0%
Tanintharyi	937	792	1729	8.2%
Yangon	5603	3868	9471	44.8%
Total	11986	9152	21138	43.3%

Table 32: People receiving ART by organization

Organization	Adults		Children		People on ART	As % of total
	Male	Female	Male	Female		
AHRN	26	17	1	-	44	0.2%
Alliance	92	84	3	4	183	0.9%
AMI	153	117	15	7	292	1.4%
AZG	6,632	5,336	418	386	12,772	60.4%
Consortium	130	84	11	11	236	1.1%
FXB	117	75	13	5	210	1.0%
IOM	59	70	18	11	158	0.7%
Malteser	74	70	9	12	165	0.8%
MDM	375	205	7	5	592	2.8%
MSF-CH	793	628	70	97	1,588	7.5%
NAP	1,436	1,011	135	140	2,722	12.9%
PSI	41	7	-	-	48	0.2%
Rattana Metta	72	51	-	-	123	0.6%
UNION	1,201	647	86	71	2,005	9.5%
Total	11,201	8,402	786	749	21,138	-

Figure 17: People receiving ARV – 2002 to 2009

Prevention of mother-to-child transmission of HIV (PMCT)

Partners working on PMCT:

AMI, AZG, Malteser, MMA, MMCWA, MSF-CH, National AIDS Programme, SC, UNFPA, UNICEF

Resources

A total of \$1.54 million were spent on PMCT in 2009. This corresponds to 55% of the funds called for in the Operational Plan.

Table 33: Planned and estimated actual unit costs for comprehensive prevention package - prevention of mother-to-child transmission

Resources planned in Operational Plan 2009	Unit cost per pregnant women reached Operational Plan 2009	Resources available 2009	Unit cost per pregnant women reached (pre-test counselling)
2,806,106	5.61	1,545,938	5.64

Reach

In 2009 a total of 2,136 mother and baby pairs received a full course of ART prophylaxis, this was about 350 more than in the previous year. The public health facilities contributed about 80% of the total.

Figure 18: Mothers receiving ART prophylaxis – 2003 to 2009

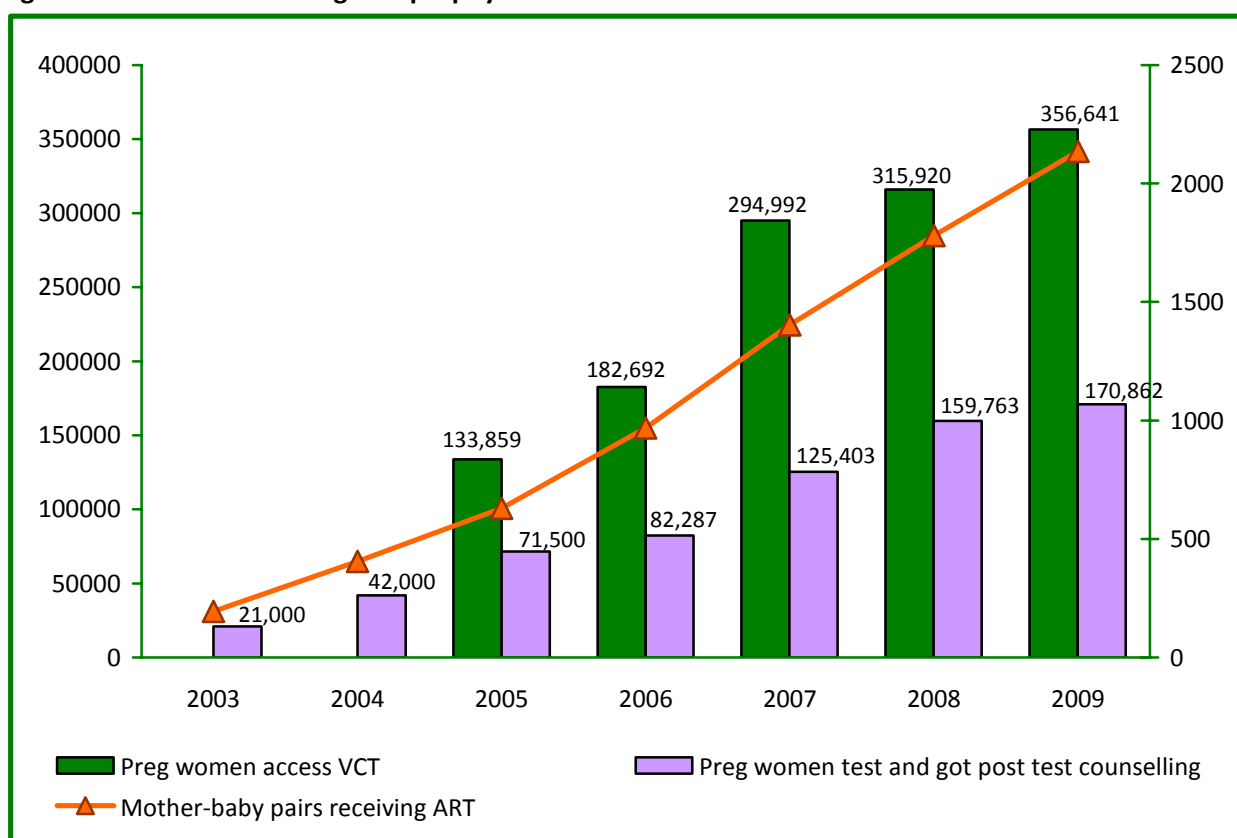
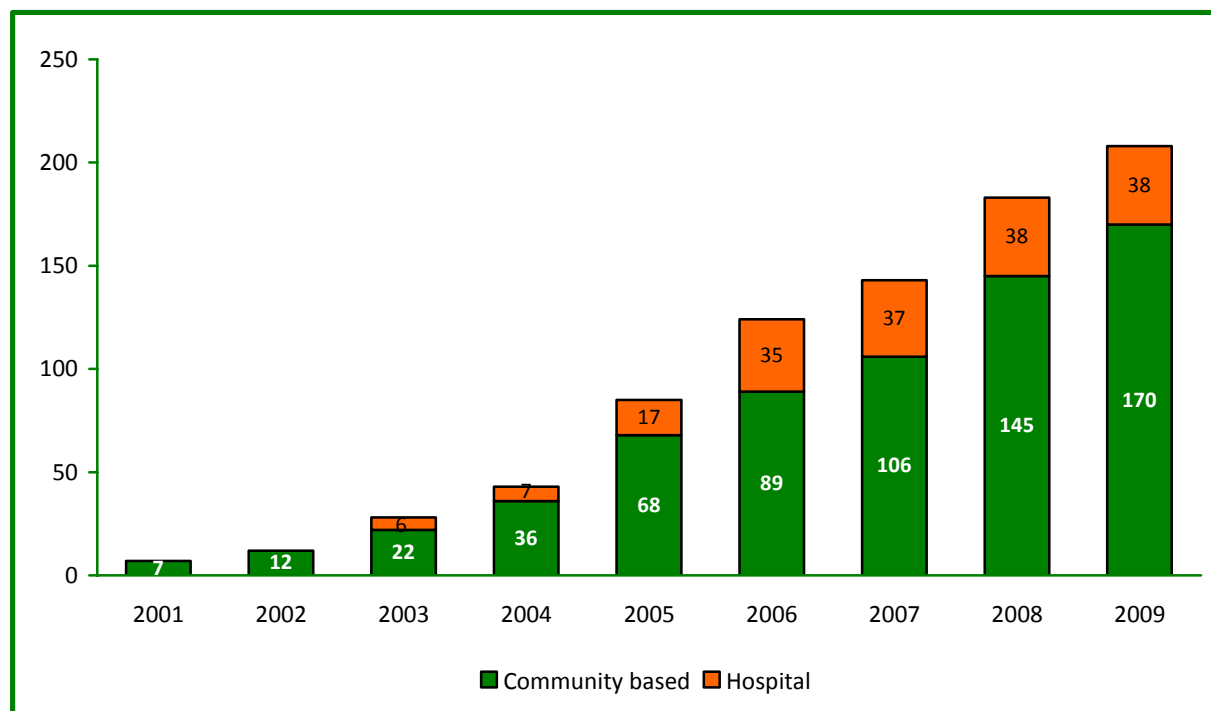


Figure 19: PMCT sites of National AIDS Programme – 2001 to 2009**Community home-based care****Partners working on community home-based care:**

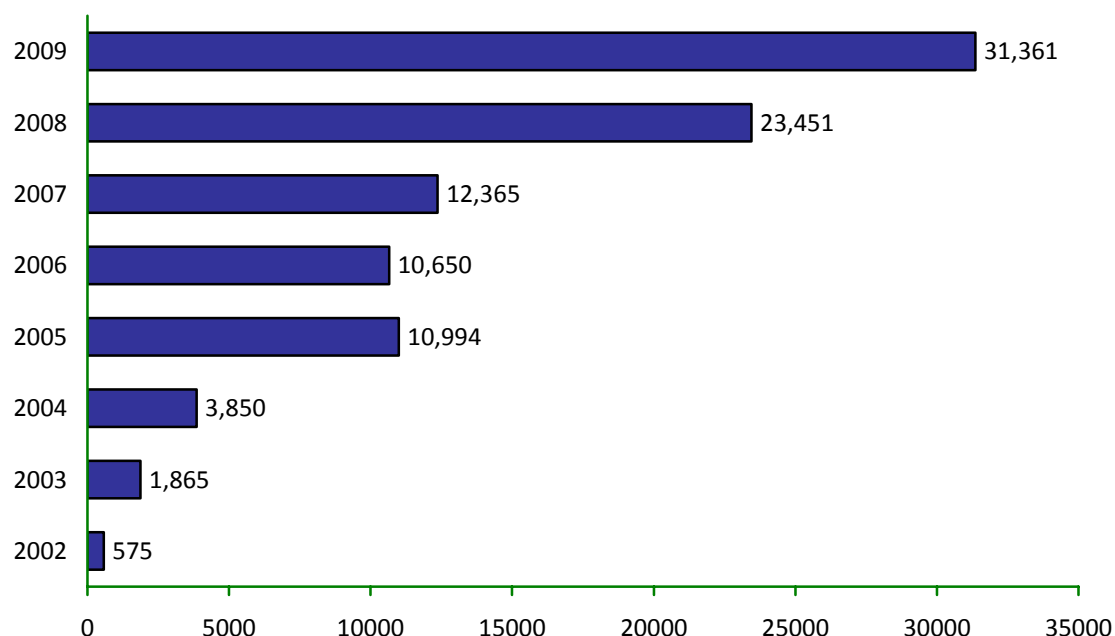
Alliance, AMI, CARE, FXB, IOM, Malteser, MBCA, MNMA, MRCS, National AIDS Programme, PACT, PGK, RM, UNODC/UNDP, WC

Table 34: People receiving community based care with different type of support – by organization

Organization	Psycho-social support	Food, material, financial support	Medical support	Total	
				Male	Female
Alliance	✓	✓	✓	2,296	2,370
AMI			✓	25	68
CARE	✓	✓	✓	2,111	2,488
FXB	✓	✓	✓	1,286	1,919
IOM	✓	✓	✓	122	108
Malteser	✓	✓	✓	276	135
MBCA	✓	✓	✓	51	39
MDM	✓	✓	✓	32	16
MNMA	✓	✓	✓	3,187	3,017
MRCS	✓	✓	✓	1,223	1,314
NAP	✓	✓	✓	2,520	2,651
PACT		✓		33	17
PGK	✓	✓	✓	691	814
RM	✓	✓	✓	1,032	1,115
UNODC	✓	✓		310	45
WC		✓	✓	22	28
Total				15,217	16,144

A total of 31,361 people were reported to have received some form of community home based care. This included psycho-social, food/financial as well as medical support. Not everyone received all types of support since organisation provided support as needed on a case-by-case basis.

Figure 20: People receiving community home-based care services – 2001 to 2009



Orphans and vulnerable children (OVC)

Partners working with orphans and vulnerable children:

Alliance, CARE, FXB, IOM, Malteser, MNMA, MRCS, National AIDS Programme, PACT, PGK, SC, UNDP, WV

Resources

Programmes for orphans and vulnerable children received about 20% of the total amount planned for in the Operational Plan. Unit costs were substantially lower than planned. It is not clear whether this was due to cheaper than planned services or whether the package of services was not provided to its full extent.

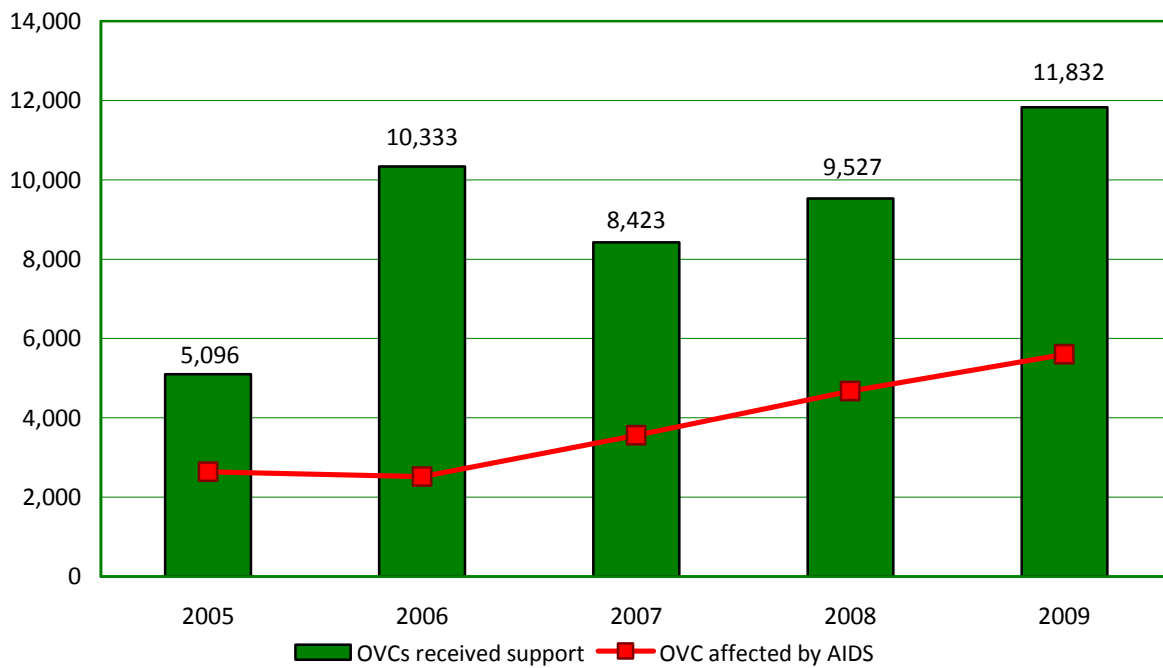
Table 35: Planned and estimated actual unit costs for comprehensive prevention package - orphans and vulnerable children

Resources planned in Operational Plan 2009	Unit cost per child reached Operational Plan 2009	Resources available 2009	Unit cost per child reached
3,768,469	107.67	809,235	68.4

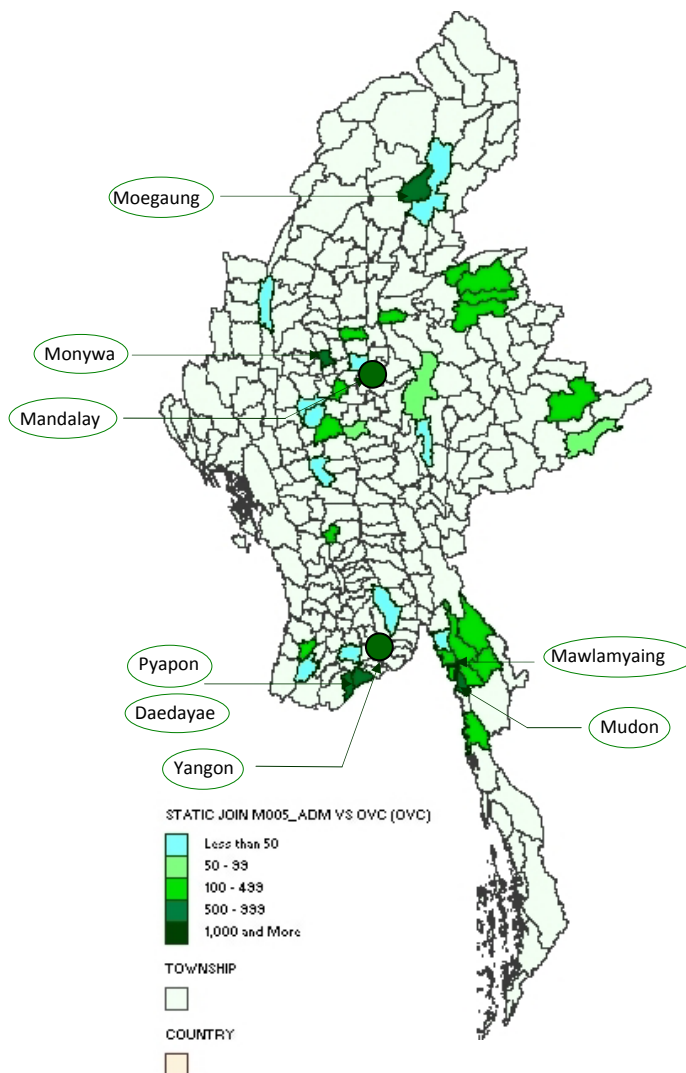
Reach

A total of 11,832 were reported to have benefited from support in 2009. This constituted a 30% increase compared to 2008. The proportion of those children reported as affected by HIV were about half of all children.

Figure 21: Orphans and vulnerable children receiving support – 2005 to 2009



Map 10: Distribution by township of services for orphans and vulnerable children



STRATEGIC DIRECTION 12: ENHANCING THE CAPACITY OF THE HEALTH SYSTEM

Output/Coverage Targets	Size estimate	Baseline (Year)	Target 2009	Results 2009
% of townships implementing HIV testing with no stock-out of HIV test kits	325	100%	100%	100%
Number of HIV testing laboratories participating in NEQAS for HIV serology		190 labs		228 labs
Proportion of transfused blood units screened for HIV in a quality assured manner ⁽¹⁾	200,000	75% ⁽²⁾	80%	75.5%
Number of Service Delivery Points offering VCCT		199	500	350 ⁽³⁾

Source: Operational Plan M&E table

(1) Indicator amended to reflect UNGASS indicator

(2) NAP Progress report 2008

(3) Universal Access 2009 report (Public = 216, Private = 134)

The National AIDS Programme in close collaboration with all relevant stakeholders continues to build capacity in logistics and supply management of HIV related commodities. Improved capacity will help to identify potential risks and to take preventive measures in advance thus avoiding stock outs and overstocks.

A series of workshops on supply management and stock keeping practices were conducted in Nay Pyi Taw, Yangon and Mandalay. A total of over 150 health professionals from AIDS/STD Teams, ART and PMCT sites were trained. During the trainings, the standard guidelines for supply management, LMIS (Logistics Management Information System) forms and job aids were distributed. However, capacity building is only one part of the coin and there continues to be a substantial need to invest in the physical infrastructure of the supply management chain, in particular in the improvement of storage facilities.

Computerized central level inventory control system adjusted, together with new protocols put into operation at NHL. Assessment of storage capacities of NAP sub-depots and AIDS/STD Teams conducted.

The provision of HIV test kits to the testing units at decentralized levels remained a major activity of the National AIDS Programme. Since the test kits rely on the cold storage facilities of the National Health Laboratory (NHL), the storage and recording system of the NHL received support during the year. The coordination of test kit forecasting, procurement and reporting continued to be a priority. Regular meetings were held with the major donors to ensure that supplies match the needs of the various programmes, i.e. PMCT, blood banks, VCCT.

STRATEGIC DIRECTION 13: MONITORING AND EVALUATION

Estimation of people living with HIV

In 2009, the National AIDS Programme of the Ministry of Health led a process to establish up to date and agreed information on the estimates of the HIV epidemic. A working team consisting of Ministry of Health and UN officials developed a draft model in close consultation with recognized experts during a regional meeting in Bangkok Thailand. The draft was subsequently further refined in-country. A multi-stakeholder consensus workshop served to finalize the estimates in October 2009.

The estimates used the latest available data from the 2008 surveillance data as well as the older surveillance data. The Estimation and Projections Package (EPP, version Beta U) was used to establish a model of the most likely curve of the prevalence and incidence of HIV. Subsequently, the incidence curve was exported to the Spectrum software (version 3.41) in order to calculate the HIV population estimates.

The 2009 model of the HIV epidemic confirm that the epidemic is stabilizing and likely to be a declining state (see also the section on HIV Sentinel Surveillance below). The point prevalence for 2009 was established as 0.61 among people aged 15-49. Other key estimates are summarized in the table below (for more details see MoH, Report from the Technical Working Group on Estimation and Projection of HIV and AIDS in Myanmar 2009). It needs to be noted that the prevalence in selected sub-population groups remains alarmingly high, i.e. injecting drug users, men who have sex with men and sex workers. The new infections are also still estimated to be high. The estimated number of annual death are roughly equal to the new infections. This calls for intensified prevention programmes as well as a further, urgent increase in ARV treatment.

Table 36: Selected results from 2009 estimation

People living with HIV	
Total	237,684
Males	154,690
Females	82,994
New infections	
Total	17,101
Males	10,710
Females	6,391
Death due to AIDS	
Total	17,566
Males	12,405
Females	5,161

HIV sentinel surveillance (HSS)

The National AIDS Programme carries out the HSS routinely during March to May in 34 townships where AIDS/STD teams are located. Target groups included are pregnant women attending ANC clinics, male STI patients, new TB patients, female sex workers, injecting drug users, men who have sex with men, new military recruits and blood donor units. The table below lists the sentinel groups, total number of sentinel sites and the total intended sample size.

HIV prevalence among different population groups

HIV prevalence was the highest among injecting drug users, followed by men who have sex with men. Prevalence was lower for all sentinel groups than in 2008. The most notable measured decline was for sex workers. If confirmed in subsequent years of surveillance, this would indicate that prevention programmes are reaching scale and produce some of the desired results. The table below shows the HIV prevalence across the sentinel groups.

Table 37: The sentinel groups, sample sites and sample sizes

Sentinel groups	Number of sentinel sites	Sample size per site
Pregnant women attending ANC clinics	34	400
Male STI patients	33	150
New TB Patients	15	150
Female sex workers	5	200
Injecting drug users	5	200
Men who have sex with men	2	200
New military recruits	2	400
Blood donors	2	Not specified

Table 38: HIV prevalence among sentinel populations – HSS 2009

Sentinel groups	# of HIV tested (n)	#of sites (n)	# of HIV positive (n)	HIV prevalence				
				Median (%)	Minimum (%)	Maximum (%)	Mean (%)	95% CI (%)
Male STI patients	4,535	33	220	4	0	15.7	4.85	(4.2-5.5)
FSW	838	5	94	8.5	0	16.9	11.2	(9.2-13.6)
IDU	945	5	327	32.3	0	53.8	34.6	(31.6-37.7)
MSM	400	2	89	22.3	12.5	32.0	22.3	(18.2-26.4)
Pregnant women	13,446	34	129	0.8	0	4.0	0.96	(0.8-1.1)
Blood Donors (units)	11,101	2	32				0.3	
New Military Recruits	800	2	13	1.6	1.5	1.8	1.63	(0.8-2.5)
New TB patients	2,044	15	187	8.1	2	26.1	9.15	7.6-10.0)
Total	34,310							

The table below shows the prevalence of syphilis among sentinel population in 2009. The VDRL positive rates were highest (6.3%) among men who have sex with men, followed by female sex workers (2.2%), new military recruits (2.13%) and male STI patients (2%).

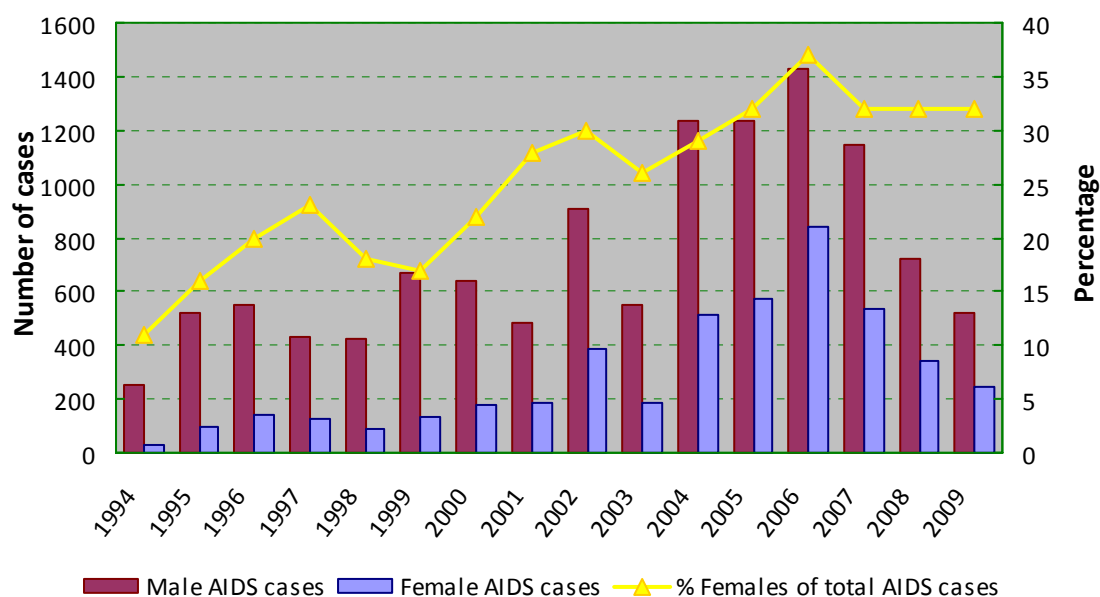
Table 39: Prevalence of syphilis (VDRL+) among sentinel population

Sentinel groups	Sample (n)	VDRL+ (n)	VDRL + (%)
Male STI patients	4,535	89	2.0
FSW	838	19	2.3
IDU	945	14	1.5
MSM	400	25	6.3
Pregnant women	13,446	98	0.73
New military recruits	800	17	2.13

AIDS case reporting

In 2009 a total of 767 AIDS cases, including 40 paediatric AIDS cases, were reported from the hospitals all over the country. Out of them, 32% were females and 68% were males. Based on these reported cases, the transmission of HIV was attributed as follows: sexual transmission 68.1%, injecting drug use 5.5%, blood transfusion 2.3%, mother to child transmission 3.9%, and other causes 20.2%.

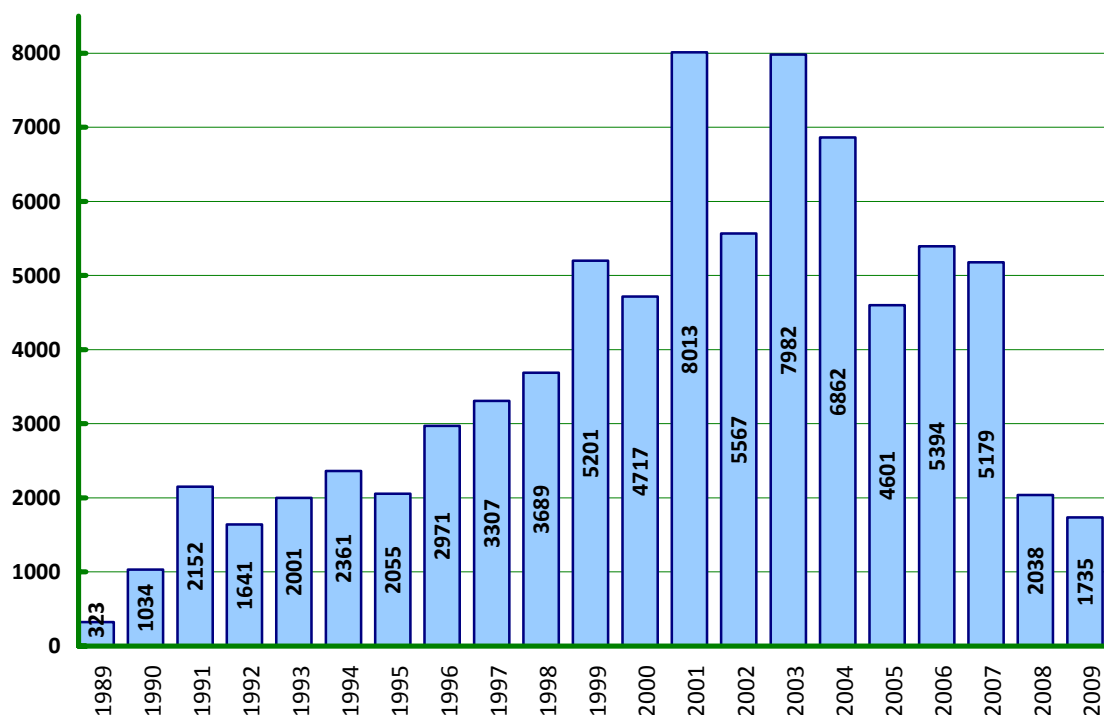
Figure 22: The trends of AIDS cases



HIV case reporting

A total of 1,735 HIV positive cases were reported during 2009. The male and female ratio was found to be 2.1:1. The highest mode (22.8%) of HIV positive cases was seen in 30-34 age group, closely followed by the 25-29 age group (21.4%).

Figure 23: Reported HIV cases - 1989-2009



Gender Review of the Myanmar National Strategic Plan for HIV

The NAP and UNAIDS led Gender Review of the NSP aimed to contribute to a better understanding of the role that gender plays in HIV programming in Myanmar with a view to inform the Review and of the Myanmar National Strategic Plan 2006-2010 and the development of the NSP for 2011-2015 through a process of building the capacity of key stakeholders and jointly exploring implications for programmes.

The review was a participatory undertaking by a broad team of 12 stakeholders, including representatives of affected key populations, NNGOs, INGOs, UN and government partners selected to ensure diversity in terms of background and experience, over a period of three weeks under the guidance of an international and a national consultant.

Data were gathered from a Desk Review on Gender and HIV in Myanmar, 15 Focus Group Discussions; 8 key informant interviews and one-on-one interviews. The Focus Groups were drawn from four different types of respondents: Affected Populations, HIV/AIDS Technical and Strategy Group Working Groups, National and International NGOs and Government, Donors and UN agencies.

The review of documentation included an analysis of the data produced by the Technical Working Group on Estimation and Projection of HIV and AIDS in Myanmar in 2007 and 2009 (preliminary results), national plans, reports and IEC materials from implementing partners, information and monitoring data from the National AIDS Program and international and locally available literature related to gender and sexuality, gender mainstreaming, HIV/AIDS, TB and best practice documents.

Recommendations pertain to five main areas, including: those for the *National Strategic Plan 2011-2015* (e.g. Recognise that over one third of all new infections now take place among females who are not sex workers and include reducing intimate partner transmission as an explicit objective/strategy); *Where Key populations are already being reached* (e.g. work with members of high risk couples together to promote a shared language and ability to speak safely about sex, decision making and family planning); *To increase the impact of program*: (e.g. Use the understanding of different types of MSM and SW to prioritise resources and reach hidden MSM and hard to reach SW); *Addressing gender in Monitoring and Evaluation* (e.g. generating demand for clear and precise sex-disaggregated data through sensitization of data managers, proposal writers, program designers, donors etc.) and *Areas for Further Research*: (e.g. How best to reach and provide harm reduction to female IDU and engage the female partners of male IDU accessing services).

Annex 1: Summary table of budget among strategic directions 2007-2009

Strategic Directions		2007 expendi- tures	2008 expendi- tures	2009 expendi- tures	2010 planned budgets
A. Prevention - Sub total		14,087,461	12,747,895	14,967,268	16,117,297
1	Sex workers and clients	2,225,043	2,942,135	3,562,054	4,173,940
2	Men having sex with men	1,773,380	2,055,578	1,698,992	1,660,401
3	Injecting drug users and drug users	2,629,852	2,660,677	2,970,805	2,597,085
4	People living with HIV (networks, self-help groups)	434,440	460,132	278,763	224,419
5	Institutionalised population	14,494	51,497	230,000	198,440
6	Mobile population / migrants	731,641	578,731	487,715	392,572
7	Uniformed services	63,238	132,063	73,569	79,769
8	Young people				
81	Young people out of school	1,884,729	1,562,106	1,899,176	1,613,188
82	Young people in school	1,920,850	773,568	794,481	2,046,610
9	Workplace interventions	368,054	300,671	251,017	342,444
10	Men and women of reproductive age	738,850	396,556	1,737,322	2,097,929
11	General awareness raising efforts	1302892	834,181	983,373	690,500
B. Treatment, care and support - Sub total		13,904,014	14,631,448	14,929,401	19,059,626
12	Comprehensive care, support and treatment				
121	Care and support without ART	5,410,821	1,932,103	2,349,687	2,642,406
122	Care and support with ART	7,005,895	10,457,334	10,224,541	13,564,033
123	Prevention of mother-to-child transmission	1,068,238	1,567,581	1,545,938	1,540,576
124	Orphans and vulnerable children	419,059	674,431	809,235	1,312,611
C. Enhancing the capacity of health system - Sub total		2,436,522	2,793,231	2,077,718	2,886,545
13	Enhancing the capacity of the health system				
131	Management and coordination	-	394,212	58,968	94,000
132	Capacity building - government	142,381	108,193	-	50,000
133	Capacity building - civil society	936,039	1,413,312	1,628,328	2,000,258
134	Enhancing the capacity of public health sector	-	-	-	24,000
1341	Strengthening lab services	140,017	98,880	2,000	21,000
1342	Strengthening supply management	-	-	-	23,000
135	Safe blood supply	200,186	319,790	190,302	313,287
136	Infection in health care setting	-	-	-	-
1361	Universal Precautions	228,719	250,145	80,000	100,000
1362	Post-exposure Prophylaxis (PEP)	750	-	-	-
137	Construction and renovation of health facilities	3,000	-	-	-
138	Procurement and supply management	764,680	198,064	118,120	261,000
139	Other (specify):	20,750	10,636	-	-
D. Leadership, Strategic Information, M&E - sub total		449,620	1,085,618	456,241	881,369
14	Monitoring and Evaluation				
141	Surveillance	42,240	323,177	7,114	2,940
142	Special surveys and operational research	215,349	185,579	275,471	374,496
143	Routine M and E of national response	142,536	244,828	27,100	224,553
144	Advocacy for leadership	32,000	32,656	105,023	212,000
145	Other (specify):	17,495	299,379	41,533	67,380
TOTAL		30,877,617	31,258,194	32,430,629	38,944,837

Annex 2: Summary table of budget in percentage distribution among strategic directions 2007 - 2009

Strategic Directions		2007 expendi- tures	2008 expendi- tures	2009 expendi- tures	2010 planned budgets
A. Prevention - Sub total		45.6%	40.8%	46.2%	41.4%
1	Sex workers and clients	15.8%	23.1%	23.8%	25.9%
2	Men having sex with men	12.6%	16.1%	11.4%	10.3%
3	Injecting drug users and drug users	18.7%	20.9%	19.8%	16.1%
4	People living with HIV (networks, self-help groups)	3.1%	3.6%	1.9%	1.4%
5	Institutionalised population	0.1%	0.4%	1.5%	1.2%
6	Mobile population / migrants	5.2%	4.5%	3.3%	2.4%
7	Uniformed services	0.4%	1.0%	0.5%	0.5%
8	Young people				
81	Young people out of school	13.4%	12.3%	12.7%	10.0%
82	Young people in school	13.6%	6.1%	5.3%	12.7%
9	Workplace interventions	2.6%	2.4%	1.7%	2.1%
10	Men and women of reproductive age	5.2%	3.1%	11.6%	13.0%
11	General awareness raising efforts	9.2%	6.5%	6.6%	4.3%
B. Treatment, care and support - Sub total		45.0%	46.8%	46.0%	48.5%
12	Comprehensive care, support and treatment				
121	Care and support without ART	38.9%	13.2%	15.7%	13.9%
122	Care and support with ART	50.4%	71.5%	68.5%	71.2%
123	Prevention of mother-to-child transmission	7.7%	10.7%	10.4%	8.1%
124	Orphans and vulnerable children	3.0%	4.6%	5.4%	6.9%
C. Enhancing the capacity of health system - Sub total		7.9%	8.9%	6.4%	7.4%
13	Enhancing the capacity of the health system				
131	Management and coordination	-	14.1%	2.8%	3.3%
132	Capacity building - government	5.8%	3.9%	-	1.7%
133	Capacity building - civil society	38.4%	50.6%	78.4%	69.3%
134	Enhancing the capacity of public health sector	-	-	-	0.8%
1341	<i>Strengthening lab services</i>	5.7%	3.5%	0.1%	0.7%
1342	<i>Strengthening supply management</i>	-	-	-	0.8%
135	Safe blood supply	8.2%	11.4%	9.2%	10.9%
136	Infection in health care setting	-	-	-	-
1361	<i>Universal Precautions</i>	9.4%	9.0%	3.9%	3.5%
1362	<i>Post-exposure Prophylaxis (PEP)</i>	0.03%	-	-	-
137	Construction and renovation of health facilities	0.1%	-	-	-
138	Procurement and supply management	31.4%	7.1%	5.7%	9.0%
139	Other (specify):	0.9%	0.4%		
D. Leadership, Strategic Information, M&E - sub total		1.5%	3.5%	1.4%	2.3%
14	Monitoring and Evaluation				
141	Surveillance	9.4%	29.8%	1.6%	0.3%
142	Special surveys and operational research	47.9%	17.1%	60.4%	42.5%
143	Routine M and E of national response	31.7%	22.6%	5.9%	25.5%
144	Advocacy for leadership	7.1%	3.0%	23.0%	24.1%
145	Other (specify):	3.9%	27.6%	9.1%	7.6%
TOTAL		100%	100%	100%	100%

PART II

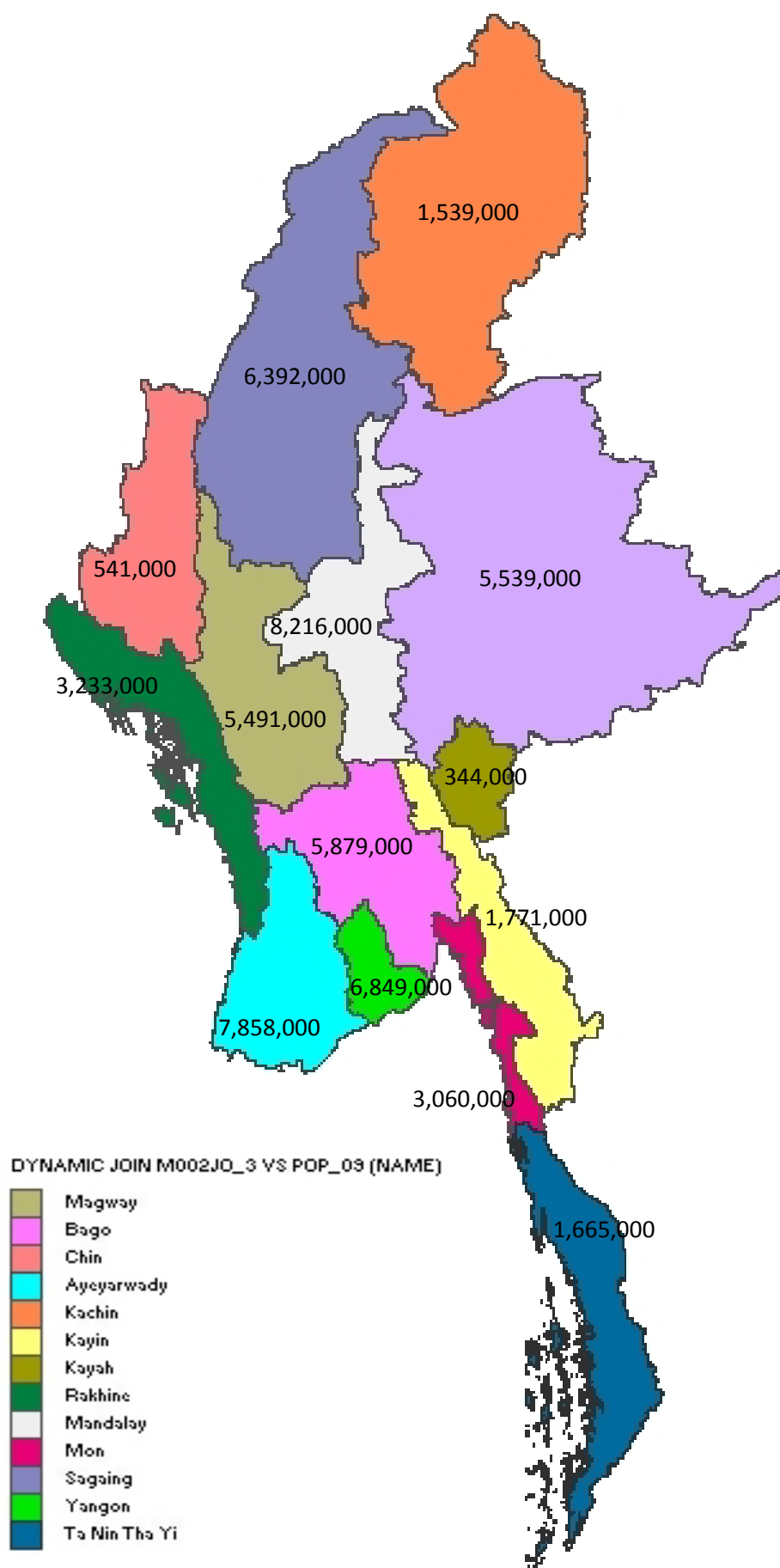
SERVICE PROVISION AT STATE AND DIVISION LEVEL

TABLE OF CONTENTS

MYANMAR	56
AYEYARWADY DIVISION.....	57
BAGO DIVISION.....	58
CHIN STATE	59
KACHIN STATE.....	60
KAYAH STATE.....	61
KAYIN STATE.....	62
MAGWAY DIVISION	63
MANDALAY DIVISION.....	64
MON STATE.....	65
RAKHINE STATE	66
SAGAING DIVISION	67
SHAN STATE	68
TANINTHARYI DIVISION	69
YANGON DIVISION.....	70

Source:

Population - Health in Myanmar 2009
Area - Handbook on HDI 2005
Coverage data - Annual Progress Report 2009



MYANMAR

Area :	676,578 sq Km
Population :	58,377,000
No of townships :	325
No of AIDS/STD team :	46
No of HIV sentinel sites :	ANC(34), Male STD (34), IDU(6), SW(6), MSM (2), Blood donor(2), TB(15), Military recruit(2)
NGOs working in state/division	AHRN, Alliance, AMI, AZG, Burnet, CARE, Consortium, FXB, IOM, Malteser, MDM, MANA, MBCA, MHAA, MMA, MMCWA, MNMA, MPG, MRCS, MSF-CH, MSI, NAP, PACT, PGK, PSI, RM, SC, UNION,WC, WV

Coverage

Strategic Direction		Indicator	Reached	% change from 2008
1	Sex workers and their clients	Sex workers reached with HIV prevention programme	75,287	54% ↑
2	Men who have sex with men	MSM reached with HIV prevention programme	79,493	108% ↑
3	Drug users	IDU reached with HIV prevention programme (through DIC only)	9,459	14% ↑
4	PLHIV, their partners and families	Number of PLHIV involved in self-help groups	15,577	18% ↑
5	Institutionalized populations	Prisoners reached with HIV prevention programme	13,472	36% ↑
6	Mobile populations	Mobile and migrant population reached with HIV prevention programme	105,941	49% ↑
7	Uniformed services	Uniformed personnel reached with HIV prevention programme	15,601	492% ↑
8	Young people	Out of school youth (15-24) reached with HIV prevention programme	184,191	32% ↑
9	Workplace	Number of people in workplace reached with HIV prevention programme	49,192	7% ↓
10	Women and men of reproductive age	Women and men of reproductive age reached with HIV prevention programme	497,545	21% ↓
		Reproductive age accessing VCCT (Test & post test csl:)	81,409	3% ↓
11	Comprehensive care, support and treatment	Number of People Living with HIV in need receiving ARV	21,138	39% ↑
		Number of people receiving CHBC package of support	31,361	34% ↑
		Number of mother- baby pair receiving a complete course of ART prophylaxis for PMCT	2136	20% ↑

AYEYARWADY DIVISION

Area :	35,137 sq Km
Population :	7,858,000
No of townships :	26
No of AIDS/STD team :	4
No of HIV sentinel sites :	ANC(4), Male STD (4), TB (2)
NGOs working in state/division	CARE, MSI, MNMA, NAP, PGK, PSI, SC



Coverage

Strategic Direction		Indicator	Reached	% of total reached nationally
1	Sex workers and their clients	Sex workers reached with HIV prevention programme	6,566	8.7%
2	Men who have sex with men	MSM reached with HIV prevention programme	11,042	13.9%
3	Drug users	IDU reached with HIV prevention programme (through DIC only)	-	-
4	PLHIV, their partners and families	Number of PLHIV involved in self-help groups	644	4.1%
5	Institutionalized populations	Prisoners reached with HIV prevention programme	1,099	8.2%
6	Mobile populations	Mobile and migrant population reached with HIV prevention programme	6,368	6.0%
7	Uniformed services	Uniformed personnel reached with HIV prevention programme	1,214	7.8%
8	Young people	Out of school youth (15-24) reached with HIV prevention programme	16,766	9.1%
9	Workplace	Number of people in workplace reached with HIV prevention programme	14,591	29.7%
10	Women and men of reproductive age	Women and men of reproductive age reached with HIV prevention programme	19,381	3.9%
		Reproductive age accessing VCCT (Test & post test csl:)	3,189	3.9%
11	Comprehensive care, support and treatment	Number of People Living with HIV in need receiving ARV	74	0.4%
		Number of people receiving CHBC package of support	2,109	6.7%
		Number of mother- baby pair receiving a complete course of ART prophylaxis for PMCT	114	5.3%

BAGO DIVISION

Area :	39,404 sq Km
Population :	5,879,000
No of townships :	28
No of AIDS/STD team :	3
No of HIV sentinel sites :	ANC(3), Male STD (3), TB(2)
NGOs working in state/division	Alliance, Care, MSI, PSI, MBICA, MNMA, MRCS, MPG, SC



Coverage

Strategic Direction		Indicator	Reached	% of total reached nationally
1	Sex workers and their clients	Sex workers reached with HIV prevention programme	6,228	8.3%
2	Men who have sex with men	MSM reached with HIV prevention programme	8,215	10.3%
3	Drug users	IDU reached with HIV prevention programme (through DIC only)	-	-
4	PLHIV, their partners and families	Number of PLHIV involved in self-help groups	365	2.3%
5	Institutionalized populations	Prisoners reached with HIV prevention programme	499	3.7%
6	Mobile populations	Mobile and migrant population reached with HIV prevention programme	425	0.4%
7	Uniformed services	Uniformed personnel reached with HIV prevention programme	716	4.6%
8	Young people	Out of school youth (15-24) reached with HIV prevention programme	15,451	8.4%
9	Workplace	Number of people in workplace reached with HIV prevention programme	1,482	3.0%
10	Women and men of reproductive age	Women and men of reproductive age reached with HIV prevention programme	13,281	2.7%
		Reproductive age accessing VCCT (Test & post test csl:)	6,545	8.0%
11	Comprehensive care, support and treatment	Number of People Living with HIV in need receiving ARV	114	0.5%
		Number of people receiving CHBC package of support	930	3.0%
		Number of mother- baby pair receiving a complete course of ART prophylaxis for PMCT	121	5.7%

CHIN STATE

Area :	36,019 sq Km
Population :	541,000
No of townships :	9
No of AIDS/STD team :	1
No of HIV sentinel sites :	ANC (1), Male STD (1)
NGOs working in state/division	PSI, UNDP



Coverage

Strategic Direction		Indicator	Reached	% of total reached nationally
1	Sex workers and their clients	Sex workers reached with HIV prevention programme	6	0.01%
2	Men who have sex with men	MSM reached with HIV prevention programme	-	-
3	Drug users	IDU reached with HIV prevention programme (through DIC only)	-	-
4	PLHIV, their partners and families	Number of PLHIV involved in self-help groups	-	-
5	Institutionalized populations	Prisoners reached with HIV prevention programme	-	-
6	Mobile populations	Mobile and migrant population reached with HIV prevention programme	79	0.07%
7	Uniformed services	Uniformed personnel reached with HIV prevention programme	50	0.32%
8	Young people	Out of school youth (15-24) reached with HIV prevention programme	-	-
9	Workplace	Number of people in workplace reached with HIV prevention programme	33	0.07%
10	Women and men of reproductive age	Women and men of reproductive age reached with HIV prevention programme	3,265	0.66%
		Reproductive age accessing VCCT (Test & post test csl:)	161	0.20%
11	Comprehensive care, support and treatment	Number of People Living with HIV in need receiving ARV	-	-
		Number of people receiving CHBC package of support	-	-
		Number of mother- baby pair receiving a complete course of ART prophylaxis for PMCT	-	-

KACHIN STATE

Area :	89,042 sq Km
Population :	1,539,000
No of townships :	18
No of AIDS/STD team :	2
No of HIV sentinel sites :	ANC (2), SW(1), IDU (1), Male STD (2)
NGOs working in state/division	Alliance, AZG, MDM, MPG, PSI, UNODC, WC



Coverage

Strategic Direction		Indicator	Reached	% of total reached nationally
1	Sex workers and their clients	Sex workers reached with HIV prevention programme	4,353	5.8%
2	Men who have sex with men	MSM reached with HIV prevention programme	3,185	4.0%
3	Drug users	IDU reached with HIV prevention programme (through DIC only)	3,832	40.5%
4	PLHIV, their partners and families	Number of PLHIV involved in self-help groups	1,493	9.6%
5	Institutionalized populations	Prisoners reached with HIV prevention programme	1,695	12.6%
6	Mobile populations	Mobile and migrant population reached with HIV prevention programme	16,300	15.4%
7	Uniformed services	Uniformed personnel reached with HIV prevention programme	487	3.1%
8	Young people	Out of school youth (15-24) reached with HIV prevention programme	12,258	6.7%
9	Workplace	Number of people in workplace reached with HIV prevention programme	1,100	2.2%
10	Women and men of reproductive age	Women and men of reproductive age reached with HIV prevention programme	37,788	7.6%
		Reproductive age accessing VCCT (Test & post test csl:)	7,735	9.5%
11	Comprehensive care, support and treatment	Number of People Living with HIV in need receiving ARV	3,495	16.5%
		Number of people receiving CHBC package of support	474	1.5%
		Number of mother- baby pair receiving a complete course of ART prophylaxis for PMCT	214	10.0%

KAYAH STATE

Area :	11,732 sq Km
Population :	344,000
No of townships :	7
No of AIDS/STD team :	1
No of HIV sentinel sites :	ANC (1), Male STD (1), TB (1)
NGOs working in state/division	PSI, NAP



Coverage

Strategic Direction		Indicator	Reached	% of total reached nationally
1	Sex workers and their clients	Sex workers reached with HIV prevention programme	27	0.0%
2	Men who have sex with men	MSM reached with HIV prevention programme	-	-
3	Drug users	IDU reached with HIV prevention programme (through DIC only)	-	-
4	PLHIV, their partners and families	Number of PLHIV involved in self-help groups	120	0.8%
5	Institutionalized populations	Prisoners reached with HIV prevention programme	120	0.9%
6	Mobile populations	Mobile and migrant population reached with HIV prevention programme	250	0.2%
7	Uniformed services	Uniformed personnel reached with HIV prevention programme	345	2.2%
8	Young people	Out of school youth (15-24) reached with HIV prevention programme	102	0.1%
9	Workplace	Number of people in workplace reached with HIV prevention programme	150	0.3%
10	Women and men of reproductive age	Women and men of reproductive age reached with HIV prevention programme	3,800	0.8%
		Reproductive age accessing VCCT (Test & post test csl:)	281	0.3%
11	Comprehensive care, support and treatment	Number of People Living with HIV in need receiving ARV	-	-
		Number of people receiving CHBC package of support	66	0.2%
		Number of mother- baby pair receiving a complete course of ART prophylaxis for PMCT	3	0.1%

KAYIN STATE	
Area :	30,383 sq Km
Population :	1,771,000
No of townships :	7
No of AIDS/STD team :	2
No of HIV sentinel sites :	ANC (2), Male STD (2), TB(1)
NGOs working in state/division	Alliance, MNMA, MRCS, PSI, WV



Coverage

Strategic Direction		Indicator	Reached	% of total reached nationally
1	Sex workers and their clients	Sex workers reached with HIV prevention programme	147	0.2%
2	Men who have sex with men	MSM reached with HIV prevention programme	27	0.0%
3	Drug users	IDU reached with HIV prevention programme (through DIC only)	-	-
4	PLHIV, their partners and families	Number of PLHIV involved in self-help groups	157	1.0%
5	Institutionalized populations	Prisoners reached with HIV prevention programme	500	3.7%
6	Mobile populations	Mobile and migrant population reached with HIV prevention programme	1,893	1.8%
7	Uniformed services	Uniformed personnel reached with HIV prevention programme	270	1.7%
8	Young people	Out of school youth (15-24) reached with HIV prevention programme	9,290	5.0%
9	Workplace	Number of people in workplace reached with HIV prevention programme	310	0.6%
10	Women and men of reproductive age	Women and men of reproductive age reached with HIV prevention programme	10,393	2.1%
		Reproductive age accessing VCCT	505	0.6%
11	Comprehensive care, support and treatment	Number of People Living with HIV in need receiving ARV	76	0.4%
		Number of people receiving CHBC package of support	603	1.9%
		Number of mother- baby pair receiving a complete course of ART prophylaxis for PMCT	37	1.7%

MAGWAY DIVISION

Area :	44,821 sq Km
Population :	5,491,000
No of townships :	25
No of AIDS/STD team :	2
No of HIV sentinel sites:	ANC (2), Male STD (2), TB (1)
NGOs working in state/division	Alliance, MBCA, MPG, PACT, PSI, UNION



Coverage

Strategic Direction		Indicator	Reached	% of total reached nationally
1	Sex workers and their clients	Sex workers reached with HIV prevention programme	1,980	2.6%
2	Men who have sex with men	MSM reached with HIV prevention programme	2,610	3.3%
3	Drug users	IDU reached with HIV prevention programme (through DIC only)	-	-
4	PLHIV, their partners and families	Number of PLHIV involved in self-help groups	264	1.7%
5	Institutionalized populations	Prisoners reached with HIV prevention programme	1,239	9.2%
6	Mobile populations	Mobile and migrant population reached with HIV prevention programme	17,570	16.6%
7	Uniformed services	Uniformed personnel reached with HIV prevention programme	1,635	10.5%
8	Young people	Out of school youth (15-24) reached with HIV prevention programme	15,511	8.4%
9	Workplace	Number of people in workplace reached with HIV prevention programme	4,547	9.2%
10	Women and men of reproductive age	Women and men of reproductive age reached with HIV prevention programme	46,613	9.4%
		Reproductive age accessing VCCT	974	1.2%
11	Comprehensive care, support and treatment	Number of People Living with HIV in need receiving ARV	404	1.9%
		Number of people receiving CHBC package of support	337	1.1%
		Number of mother- baby pair receiving a complete course of ART prophylaxis for PMCT	56	2.6%

MANDALAY DIVISION

Area :	37,935 sq Km
Population :	8,216,000
No of townships :	31
No of AIDS/STD team :	7
No of HIV sentinel sites :	ANC(4), Male STD (4), IDU (1), SW(1), MSM (1), Blood donor(1), New military recruit(1)
NGOs working in state/division	Alliance, CARE, MBCA, MSI, MANA, MNMA, MRCS, MPG, PACT, PSI, PGK, SC



Coverage

Strategic Direction		Indicator	Reached	% of total reached nationally
1	Sex workers and their clients	Sex workers reached with HIV prevention programme	11,082	14.7%
2	Men who have sex with men	MSM reached with HIV prevention programme	15,756	19.8%
3	Drug users	IDU reached with HIV prevention programme (through DIC only)	872	9.2%
4	PLHIV, their partners and families	Number of PLHIV involved in self-help groups	4,793	30.8%
5	Institutionalized populations	Prisoners reached with HIV prevention programme	1,378	10.2%
6	Mobile populations	Mobile and migrant population reached with HIV prevention programme	13,188	12.4%
7	Uniformed services	Uniformed personnel reached with HIV prevention programme	2,989	19.2%
8	Young people	Out of school youth (15-24) reached with HIV prevention programme	22,650	12.3%
9	Workplace	Number of people in workplace reached with HIV prevention programme	2,820	5.7%
10	Women and men of reproductive age	Women and men of reproductive age reached with HIV prevention programme	113,069	22.7%
		Reproductive age accessing VCCT	14,828	18.2%
11	Comprehensive care, support and treatment	Number of People Living with HIV in need receiving ARV	2,039	9.6%
		Number of people receiving CHBC package of support	6,744	21.5%
		Number of mother- baby pair receiving a complete course of ART prophylaxis for PMCT	268	12.5%

MON STATE

Area :	12,297 sq Km
Population :	3,060,000
No of townships :	10
No of AIDS/STD team :	1
No of HIV sentinel sites :	ANC (1), Male STD (1), TB (1)
NGOs working in state/division	Alliance, FXB, CARE, IOM, MNMA, MRCS, MSI, MPG, PSI, SC

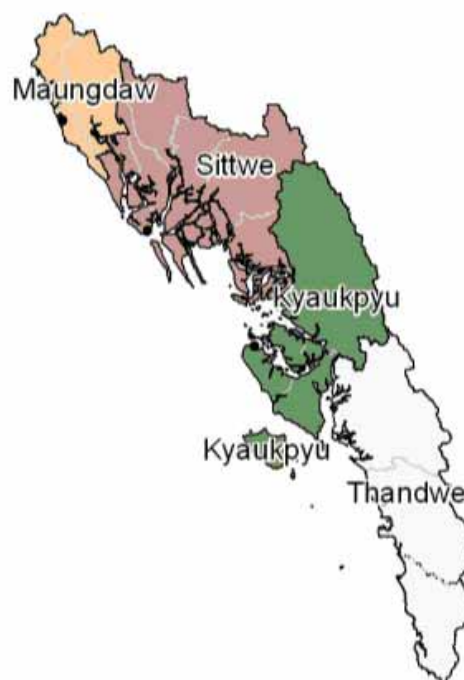


Coverage

Strategic Direction		Indicator	Reached	% of total reached nationally
1	Sex workers and their clients	Sex workers reached with HIV prevention programme	5,843	7.8%
2	Men who have sex with men	MSM reached with HIV prevention programme	2,132	2.7%
3	Drug users	IDU reached with HIV prevention programme (through DIC only)	-	-
4	PLHIV, their partners and families	Number of PLHIV involved in self-help groups	1,245	8.0%
5	Institutionalized populations	Prisoners reached with HIV prevention programme	1,277	9.5%
6	Mobile populations	Mobile and migrant population reached with HIV prevention programme	6,727	6.3%
7	Uniformed services	Uniformed personnel reached with HIV prevention programme	494	3.2%
8	Young people	Out of school youth (15-24) reached with HIV prevention programme	34,961	19.0%
9	Workplace	Number of people in workplace reached with HIV prevention programme	2,271	4.6%
10	Women and men of reproductive age	Women and men of reproductive age reached with HIV prevention programme	26,714	5.4%
		Reproductive age accessing VCCT	4,901	6.0%
11	Comprehensive care, support and treatment	Number of People Living with HIV in need receiving ARV	377	1.8%
		Number of people receiving CHBC package of support	4,907	15.6%
		Number of mother- baby pair receiving a complete course of ART prophylaxis for PMCT	88	4.1%

RAKHINE STATE

Area :	36,778 sq Km
Population :	3,233,000
No of townships :	17
No of AIDS/STD team :	1
No of HIV sentinel sites :	ANC(1), Male STD (1), TB (1)
NGOs working in state/division	AZG, PSI, NAP



Coverage

Strategic Direction		Indicator	Reached	% of total reached nationally
1	Sex workers and their clients	Sex workers reached with HIV prevention programme	991	1.3%
2	Men who have sex with men	MSM reached with HIV prevention programme	416	0.5%
3	Drug users	IDU reached with HIV prevention programme (through DIC only)	-	-
4	PLHIV, their partners and families	Number of PLHIV involved in self-help groups	115	0.7%
5	Institutionalized populations	Prisoners reached with HIV prevention programme	140	1.0%
6	Mobile populations	Mobile and migrant population reached with HIV prevention programme	1,436	1.4%
7	Uniformed services	Uniformed personnel reached with HIV prevention programme	473	3.0%
8	Young people	Out of school youth (15-24) reached with HIV prevention programme	2,825	1.5%
9	Workplace	Number of people in workplace reached with HIV prevention programme	2,613	5.3%
		Reproductive age accessing VCCT	3,334	4.1%
11	Comprehensive care, support and treatment	Number of People Living with HIV in need receiving ARV	445	2.1%
		Number of people receiving CHBC package of support	65	0.2%
		Number of mother- baby pair receiving a complete course of ART prophylaxis for PMCT	5	0.2%

SAGAING DIVISION

Area :	93,713 sq Km
Population :	6,392,000
No of townships :	37
No of AIDS/STD team :	3
No of HIV sentinel sites:	ANC(2), Male STD (2), TB (1)
NGOs working in state/division	Alliance, Care, MNMA, MSI, PSI, NAP, SC



Coverage

Strategic Direction		Indicator	Reached	% of total reached nationally
1	Sex workers and their clients	Sex workers reached with HIV prevention programme	2,551	3.4%
2	Men who have sex with men	MSM reached with HIV prevention programme	4,230	5.3%
3	Drug users	IDU reached with HIV prevention programme (through DIC only)	422	4.5%
4	PLHIV, their partners and families	Number of PLHIV involved in self-help groups	1,061	6.8%
5	Institutionalized populations	Prisoners reached with HIV prevention programme	370	2.7%
6	Mobile populations	Mobile and migrant population reached with HIV prevention programme	10,374	9.8%
7	Uniformed services	Uniformed personnel reached with HIV prevention programme	1,299	8.3%
8	Young people	Out of school youth (15-24) reached with HIV prevention programme	11,953	6.5%
9	Workplace	Number of people in workplace reached with HIV prevention programme	4,552	9.3%
10	Women and men of reproductive age	Women and men of reproductive age reached with HIV prevention programme	21,546	4.3%
		Reproductive age accessing VCCT	3,729	4.6%
11	Comprehensive care, support and treatment	Number of People Living with HIV in need receiving ARV	157	0.7%
		Number of people receiving CHBC package of support	3,344	10.7%
		Number of mother- baby pair receiving a complete course of ART prophylaxis for PMCT	114	5.3%

SHAN STATE

Area :	155,801 sq Km
Population :	5,539,000
No of townships :	55
No of AIDS/STD team :	5
No of HIV sentinel sites :	ANC (5), Male STD (5), IDU(3), SW(3), TB (1)
NGOs working in state/division	AHRN, AZG, Care, Malteser, PSI, WV, MANA, MRCS, PGK, NAP, SC, UNODC, UNDP, WC, WFP



Coverage

Strategic Direction		Indicator	Reached	% of total reached nationally
1	Sex workers and their clients	Sex workers reached with HIV prevention programme	7,125	9.5%
2	Men who have sex with men	MSM reached with HIV prevention programme	5,074	6.4%
3	Drug users	IDU reached with HIV prevention programme (through DIC only)	4,085	43.2%
4	PLHIV, their partners and families	Number of PLHIV involved in self-help groups	1,178	7.6%
5	Institutionalized populations	Prisoners reached with HIV prevention programme	1,507	11.2%
6	Mobile populations	Mobile and migrant population reached with HIV prevention programme	20,292	19.2%
7	Uniformed services	Uniformed personnel reached with HIV prevention programme	1,550	9.9%
8	Young people	Out of school youth (15-24) reached with HIV prevention programme	22,547	12.2%
9	Workplace	Number of people in workplace reached with HIV prevention programme	1,006	2.0%
10	Women and men of reproductive age	Women and men of reproductive age reached with HIV prevention programme	42,247	8.5%
		Reproductive age accessing VCCT	9,382	11.5%
11	Comprehensive care, support and treatment	Number of People Living with HIV in need receiving ARV	2,757	13.0%
		Number of people receiving CHBC package of support	4,158	13.3%
		Number of mother- baby pair receiving a complete course of ART prophylaxis for PMCT	286	13.4%

TANINTHARYI DIVISION

Area :	43,345 sq Km
Population :	1,665,000
No of townships :	10
No of AIDS/STD team :	3
No of HIV sentinel sites :	ANC(3), Male STD (3)
NGOs working in state/division	MSF CH, PSI, NAP, WV



Coverage

Strategic Direction		Indicator	Reached	% of total reached nationally
1	Sex workers and their clients	Sex workers reached with HIV prevention programme	783	1.0%
2	Men who have sex with men	MSM reached with HIV prevention programme	503	0.6%
3	Drug users	IDU reached with HIV prevention programme (through DIC only)	-	-
4	PLHIV, their partners and families	Number of PLHIV involved in self-help groups	252	1.6%
5	Institutionalized populations	Prisoners reached with HIV prevention programme	1,092	8.1%
6	Mobile populations	Mobile and migrant population reached with HIV prevention programme	4,701	4.4%
7	Uniformed services	Uniformed personnel reached with HIV prevention programme	1,460	9.4%
8	Young people	Out of school youth (15-24) reached with HIV prevention programme	4,660	2.5%
9	Workplace	Number of people in workplace reached with HIV prevention programme	2,666	5.4%
10	Women and men of reproductive age	Women and men of reproductive age reached with HIV prevention programme	14,672	2.9%
		Reproductive age accessing VCCT	2,994	3.7%
11	Comprehensive care, support and treatment	Number of People Living with HIV in need receiving ARV	1,729	8.2%
		Number of people receiving CHBC package of support	422	1.3%
		Number of mother- baby pair receiving a complete course of ART prophylaxis for PMCT	99	4.6%

YANGON DIVISION

Area :	10,171 sq Km
Population :	6,849,000
No of townships :	45
No of AIDS/STD team :	11
No of HIV sentinel sites :	ANC(1), Male STD (1), IDU(1), SW(1), MSM (1) Blood donor(1), TB(1), Military recruit(1)
NGOs working in state/division	AMI, Alliance, AZG, Care, FXB, MBCA, MSI, MDM, PSI, MNMA, MANA, MPG, SC



Coverage

Strategic Direction		Indicator	Reached	% of total reached nationally
1	Sex workers and their clients	Sex workers reached with HIV prevention programme	27,605	36.7%
2	Men who have sex with men	MSM reached with HIV prevention programme	26,303	33.1%
3	Drug users	IDU reached with HIV prevention programme (through DIC only)	248	2.6%
4	PLHIV, their partners and families	Number of PLHIV involved in self-help groups	3,890	25.0%
5	Institutionalized populations	Prisoners reached with HIV prevention programme	2,436	18.1%
6	Mobile populations	Mobile and migrant population reached with HIV prevention programme	6,338	6.0%
7	Uniformed services	Uniformed personnel reached with HIV prevention programme	2,619	16.8%
8	Young people	Out of school youth (15-24) reached with HIV prevention programme	15,217	8.3%
9	Workplace	Number of people in workplace reached with HIV prevention programme	11,024	22.4%
10	Women and men of reproductive age	Women and men of reproductive age reached with HIV prevention programme	98,548	19.8%
		Reproductive age accessing VCCT	22,851	28.1%
11	Comprehensive care, support and treatment	Number of People Living with HIV in need receiving ARV	9,471	44.8%
		Number of people receiving CHBC package of support	7,324	23.4%
		Number of mother- baby pair receiving a complete course of ART prophylaxis for PMCT	731	34.2%

PART III

SELECTED TOWNSHIP PROFILES

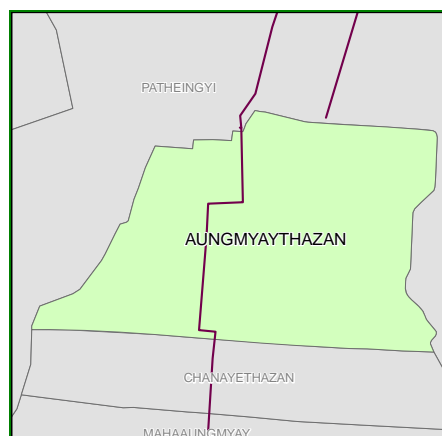
TABLE OF CONTENTS

AUNG MYAY THAZAN TOWNSHIP	73
BAGO TOWNSHIP	74
BHAMO TOWNSHIP	75
CHAN AYE THAZAN TOWNSHIP	76
DAWEI TOWNSHIP	77
HINTHADA TOWNSHIP	78
HLAING THAR YAR TOWNSHIP	79
HPA-AN TOWNSHIP	80
HPAKANT TOWNSHIP.....	81
KALE TOWNSHIP.....	82
KAWTHAUNG TOWNSHIP.....	83
KYINGTUNG TOWNSHIP.....	84
KYAUKPADAUNG TOWNSHIP	85
LASHIO TOWNSHIP.....	86
LAUKKAING TOWNSHIP	87
LOIKAW TOWNSHIP.....	88
MAUBIN TOWNSHIP.....	89
MAUNGDAW TOWNSHIP.....	90
MAWLAMYAING TOWNSHIP.....	91
MAYANGONE TOWNSHIP	92
MEIKHTILA TOWNSHIP	93
MOGAUNG TOWNSHIP	94
MONYWA TOWNSHIP	95
MUDON TOWNSHIP	96
MUSE TOWNSHIP	97
MYAUNGMYA TOWNSHIP	98
MYAWADDY TOWNSHIP	99
MYEIK TOWNSHIP	100
MYINGYAN TOWNSHIP	101
MYITKYINA TOWNSHIP	102

NORTH OKKALAPA TOWNSHIP	103
PAKKOKU TOWNSHIP	104
PATHEIN TOWNSHIP	105
PYAPON TOWNSHIP.....	106
PYAY TOWNSHIP.....	107
PYIGYITAGON TOWNSHIP.....	108
SHWEPYITHAR TOWNSHIP	109
SITTWE TOWNSHIP	110
TACHILEIK TOWNSHIP	111
TAUNGGYI TOWNSHIP	112
THANBYUZAYAT TOWNSHIP.....	113

Aung Myay Thazan Township

Area :	28.56 sq Km
State/Division	Mandalay Division
Population :	239,807
NGOs working in township	MANA, MNMA, MSI, MPG, PSI, SC



Partners working with :

Sex workers programme
MSI, PSI, MANA, NAP
Men who have sex with men programme
MSI, PSI, NAP
Youth programme
MSI, SC
Care and Support programme
CARE, MNMA, MPG

Services available :

No of HIV testing sites – 2 provided by MSI and PSI
Counseling services provided by CARE, MSI, PSI, MNMA, NAP
No of STI services – 13 including 11 Sun clinics, 1 DIC, 1 NGO clinic

Monitoring and Evaluation

HSS

HIV prevalence of
Pregnant women – 2.5%
Male STD – 7.3%
Sex Workers – 16%
MSM – 32%
Injecting drug users – 32%

Coverage

Strategic Direction		Indicator	Reached
1	Sex workers and their clients	Sex workers reached with HIV prevention programme Condoms distributed	2,748 76,589
2	Men who have sex with men	MSM reached with HIV prevention programme	2,982
3	Drug users	IDU reached with HIV prevention programme (through DIC only) Needles distributed	389 79,958
4	PLHIV, their partners and families	PLHIV involved in self-help groups	1,335
5	Institutionalized populations	Prisoners reached with HIV prevention programme	355
6	Mobile populations	Mobile and migrant population reached with HIV prevention programme	60
7	Uniformed services	Uniformed personnel reached with HIV prevention programme	505
8	Young people	Out of school youth (15-24) reached with HIV prevention programme	1,442
9	Workplace	People in workplace reached with HIV prevention programme	-
10	Women and men of reproductive age	Women and men of reproductive age reached with HIV prevention programme	4,355
		Reproductive age accessing VCCT (test & post test csl)	1,334
11	Comprehensive care, support and treatment	People Living with HIV in need receiving ARV	-
		People receiving CHBC package of support	965
		Mother- baby pair receiving a complete course of ART prophylaxis for PMCT	-

Bago Township

Area :	2,905.07 sq Km
State/Division	Bago Division
Population :	488,406
NGOs working in township	CARE, MNMA, MRCS, MSI, MPG, PSI, SC



Partners working with :

Sex workers programme
CARE, MSI, PSI, NAP
Men who have sex with men programme
CARE, MSI, PSI, NAP
Youth programme
CARE, MSI, MRCS, NAP
Care and Support programme
SC, MNMA, MPG, NAP

Services available :

No of HIV testing sites – 2 provided by MSI and NAP
Counseling services provided by MNMA, MSI and NAP
No of ART sites – 2 provided by NAP and SC
No of STI services – 32 including 29 Sun clinics, 1 DIC, 1 NGO clinic and NAP

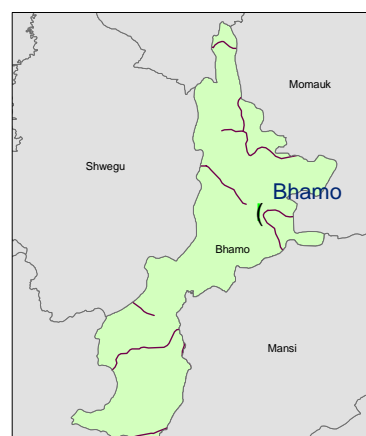
Monitoring and Evaluation

HSS
HIV prevalence of
Pregnant women – 1%
Male STD – 8.7%
TB-HIV – 8.7%

Coverage

Strategic Direction		Indicator	Reached
1	Sex workers and their clients	Sex workers reached with HIV prevention programme	894
		Condoms distributed	305,380
2	Men who have sex with men	MSM reached with HIV prevention programme	1,120
3	Drug users	IDU reached with HIV prevention programme (through DIC only)	-
		Needles distributed	-
4	PLHIV, their partners and families	PLHIV involved in self-help groups	116
5	Institutionalized populations	Prisoners reached with HIV prevention programme	124
6	Mobile populations	Mobile and migrant population reached with HIV prevention programme	285
7	Uniformed services	Uniformed personnel reached with HIV prevention programme	116
8	Young people	Out of school youth (15-24) reached with HIV prevention programme	2,767
9	Workplace	People in workplace reached with HIV prevention programme	-
10	Women and men of reproductive age	Women and men of reproductive age reached with HIV prevention programme	2,164
		Reproductive age accessing VCCT (test & post test csl)	4,103
11	Comprehensive care, support and treatment	People Living with HIV in need receiving ARV	82
		People receiving CHBC package of support	433
		Mother- baby pair receiving a complete course of ART prophylaxis for PMCT	23

Bhamo Township	
Area :	1,965.83 sq Km
State/Division	Kachin State
Population :	130,588
NGOs working in township	AZG, MPG

**Partners working with :**

Sex workers programme
AZG, NAP

Men who have sex with men
programme
AZG, NAP

Injecting drug user programme
AZG, NAP

Care and Support programme
AZG, MPG, NAP

Services available :

No of HIV testing sites – 2 provided
by NAP and AZG

Counseling services provided by AZG,
NAP

No of ART sites – 1 provided by NAP
and AZG

No of STI services – 5 including 3 Sun
clinics, 1 NGO clinic and NAP

Monitoring and Evaluation

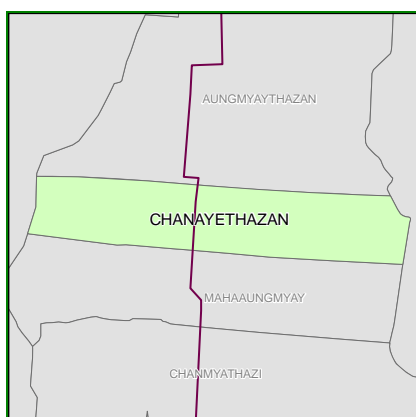
HSS
HIV prevalence of
Pregnant women – 1%
Male STD – 3%

Coverage

Strategic Direction		Indicator	Reached
1	Sex workers and their clients	Sex workers reached with HIV prevention programme	260
		Condoms distributed	233,789
2	Men who have sex with men	MSM reached with HIV prevention programme	120
3	Drug users	IDU reached with HIV prevention programme (through DIC only)	51
		Needles distributed	15,668
4	PLHIV, their partners and families	PLHIV involved in self-help groups	9
5	Institutionalized populations	Prisoners reached with HIV prevention programme	20
6	Mobile populations	Mobile and migrant population reached with HIV prevention programme	192
7	Uniformed services	Uniformed personnel reached with HIV prevention programme	129
8	Young people	Out of school youth (15-24) reached with HIV prevention programme	391
9	Workplace	People in workplace reached with HIV prevention programme	42
10	Women and men of reproductive age	Women and men of reproductive age reached with HIV prevention programme	4,592
		Reproductive age accessing VCCT (test & post test csl)	1,256
11	Comprehensive care, support and treatment	People Living with HIV in need receiving ARV	580
		People receiving CHBC package of support	26
		Mother- baby pair receiving a complete course of ART prophylaxis for PMCT	16

Chan Aye Thazan Township

Area :	85.60 sq Km
State/Division	Mandalay Division
Population :	228,042
NGOs working in township	MNMA, MSI, PSI, SC, UNION



Partners working with :

Sex workers programme
MSI, PSI, NAP
Men who have sex with men programme
MSI, PSI, NAP
Youth programme
MSI, SC
Care and Support programme
MNMA, UNION, NAP

Services available :

No of HIV testing sites – 1 provided by NAP and AZG
Counseling services provided by MNMA, UNION
No of ART sites – None
No of STI services – 8 including 5 Sun clinics, 1 NGO clinic and NAP

Monitoring and Evaluation

HSS

HIV prevalence of
Pregnant women – 2.5%
Male STD – 7.3%
Sex Workers – 16%
MSM – 32%
Injecting drug users – 32%

Coverage

Strategic Direction		Indicator	Reached
1	Sex workers and their clients	Sex workers reached with HIV prevention programme Condoms distributed	859 65,010
2	Men who have sex with men	MSM reached with HIV prevention programme	214
3	Drug users	IDU reached with HIV prevention programme (through DIC only) Needles distributed	-
4	PLHIV, their partners and families	PLHIV involved in self-help groups	257
5	Institutionalized populations	Prisoners reached with HIV prevention programme	-
6	Mobile populations	Mobile and migrant population reached with HIV prevention programme	100
7	Uniformed services	Uniformed personnel reached with HIV prevention programme	-
8	Young people	Out of school youth (15-24) reached with HIV prevention programme	1,739
9	Workplace	People in workplace reached with HIV prevention programme	-
10	Women and men of reproductive age	Women and men of reproductive age reached with HIV prevention programme	4,934
		Reproductive age accessing VCCT (test & post test csl)	732
11	Comprehensive care, support and treatment	People Living with HIV in need receiving ARV	-
		People receiving CHBC package of support	428
		Mother- baby pair receiving a complete course of ART prophylaxis for PMCT	-

Dawei Township	
Area :	6,827.61sq Km
State/Division	Thanintharyi Division
Population :	215,820
NGOs working in township	MSF-CH, MPG, PSI, WV

**Partners working with :**

Sex workers programme
NAP
Men who have sex with men
programme
NAP
Youth programme
NAP, WV
Care and Support programme
MSF-CH, MPG, NAP, WV

Services available :

No of HIV testing sites – 1 provided
by NAP,
Counseling services provided by NAP
MSF-CH
No of ART site – 2 provided by NAP,
MSF-CH
No of STI services – 10 including 8
Sun clinics, 1 NGO clinic, NAP

Monitoring and Evaluation

HSS
HIV prevalence of
Pregnant women – 1%
Male STD – 4%

Coverage

Strategic Direction		Indicator	Reached
1	Sex workers and their clients	Sex workers reached with HIV prevention programme	120
		Condoms distributed	54,503
2	Men who have sex with men	MSM reached with HIV prevention programme	50
3	Drug users	IDU reached with HIV prevention programme (through DIC only)	-
		Needles distributed	
4	PLHIV, their partners and families	PLHIV involved in self-help groups	260
5	Institutionalized populations	Prisoners reached with HIV prevention programme	200
6	Mobile populations	Mobile and migrant population reached with HIV prevention programme	1,228
7	Uniformed services	Uniformed personnel reached with HIV prevention programme	200
8	Young people	Out of school youth (15-24) reached with HIV prevention programme	1,980
9	Workplace	People in workplace reached with HIV prevention programme	320
10	Women and men of reproductive age	Women and men of reproductive age reached with HIV prevention programme	1,926
		Reproductive age accessing VCCT (test & post test csl)	1,509
11	Comprehensive care, support and treatment	People Living with HIV in need receiving ARV	509
		People receiving CHBC package of support	245
		Mother- baby pair receiving a complete course of ART prophylaxis for PMCT	32

Hinthada Township

Area :	980.82sq Km
State/Division	Ayeyarwaddy Division
Population :	490,194
NGOs working in township	PSI



Partners working with :

Sex workers programme
NAP, PSI
Men who have sex with men
programme
NAP, PSI
Youth programme
NAP
Care and Support programme
NAP

Services available :

No of HIV testing sites – 1 provided
by NAP
Counseling services provided by NAP
No of ART sites – none
No of STI services –15 including 13
Sun clinics, 1 DIC and NAP

Monitoring and Evaluation

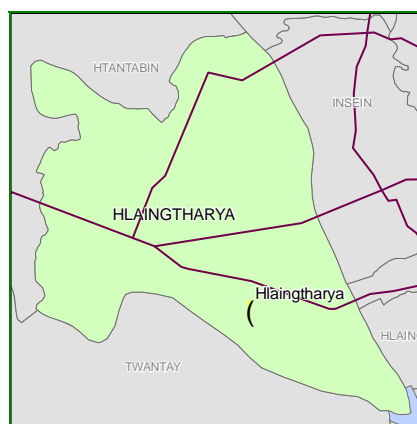
HSS

HIV prevalence of
Pregnant women – 0.8%
Male STD – 4%
TB-HIV – 6.8%

Coverage

Strategic Direction		Indicator	Reached
1	Sex workers and their clients	Sex workers reached with HIV prevention programme Condoms distributed	1,261 151,200
2	Men who have sex with men	MSM reached with HIV prevention programme	6,156
3	Drug users	IDU reached with HIV prevention programme (through DIC only) Needles distributed	-
4	PLHIV, their partners and families	PLHIV involved in self-help groups	-
5	Institutionalized populations	Prisoners reached with HIV prevention programme	100
6	Mobile populations	Mobile and migrant population reached with HIV prevention programme	180
7	Uniformed services	Uniformed personnel reached with HIV prevention programme	20
8	Young people	Out of school youth (15-24) reached with HIV prevention programme	45
9	Workplace	People in workplace reached with HIV prevention programme	25
10	Women and men of reproductive age	Women and men of reproductive age reached with HIV prevention programme	339
		Reproductive age accessing VCCT (test & post test csl)	80
11	Comprehensive care, support and treatment	People Living with HIV in need receiving ARV	-
		People receiving CHBC package of support	6
		Mother- baby pair receiving a complete course of ART prophylaxis for PMCT	40

Hlaing Thar Yar Township	
Area :	68.60 sq Km
State/Division	Yangon Division
Population :	321,303
NGOs working in township	AFXB, AZG, MPG, PSI

**Partners working with :**

Sex workers programme
AFXB, AZG, PSI
Men who have sex with men programme
AFXB, AZG, PSI
Youth programme
AFXB
Care and Support programme
AFXB, AZG, MPG

Services available :

No of HIV testing sites – 3 provided by AZG
Counseling services provided by AZG
No of ART sites – 3 provided by AZG
No of STI services –15 including 12 Sun clinics, 3 NGO clinic

Monitoring and Evaluation**HSS**

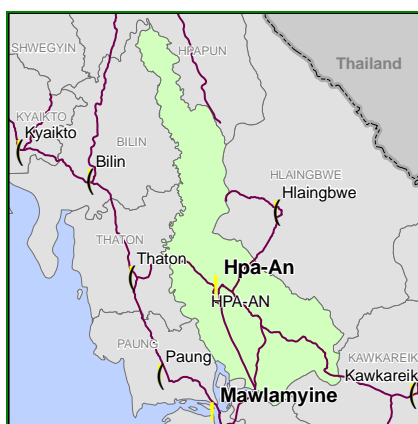
HIV prevalence of
Pregnant women – 4%
Male STD – 10%
Sex Workers – 7.5%
MSM – 12.5%
Injecting drug users – 19%
TB-HIV – 5.3%

Coverage

Strategic Direction		Indicator	Reached
1	Sex workers and their clients	Sex workers reached with HIV prevention programme Condoms distributed	1,200 253,198
2	Men who have sex with men	MSM reached with HIV prevention programme	836
3	Drug users	IDU reached with HIV prevention programme (through DIC only) Needles distributed	-
4	PLHIV, their partners and families	PLHIV involved in self-help groups	503
5	Institutionalized populations	Prisoners reached with HIV prevention programme	-
6	Mobile populations	Mobile and migrant population reached with HIV prevention programme	599
7	Uniformed services	Uniformed personnel reached with HIV prevention programme	29
8	Young people	Out of school youth (15-24) reached with HIV prevention programme	74
9	Workplace	People in workplace reached with HIV prevention programme	-
10	Women and men of reproductive age	Women and men of reproductive age reached with HIV prevention programme	10,953
		Reproductive age accessing VCCT (test & post test csl)	3,641
11	Comprehensive care, support and treatment	People Living with HIV in need receiving ARV	2,473
		People receiving CHBC package of support	8
		Mother- baby pair receiving a complete course of ART prophylaxis for PMCT	73

Hpa-an Township

Area :	2,903.13 sq Km
State/Division	Kayin State
Population :	407,562
NGOs working in township	MNMA, MRCS, WV



Partners working with :

Sex workers programme
MNMA, NAP

Men who have sex with men
programme
MNMA, NAP

Youth programme
MNMA, MRCS, NAP, WV

Care and Support programme
Alliance, NAP

Services available :

No of HIV testing sites – 1 provided
by NAP

Counseling services provided by
MNMA, NAP

No of ART sites – 1 provided by NAP

No of STI services –1 by NAP

Monitoring and Evaluation

HSS

HIV prevalence of
Pregnant women – 0.3%

Male STD – 1.3%

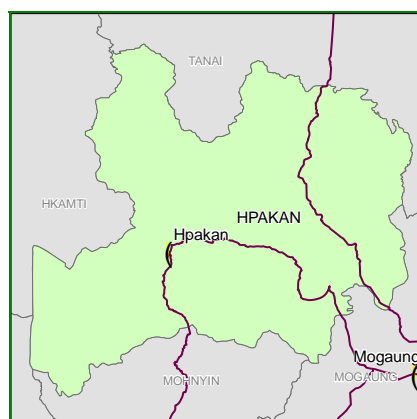
TB-HIV – 4%

Coverage

Strategic Direction		Indicator	Reached
1	Sex workers and their clients	Sex workers reached with HIV prevention programme Condoms distributed	15 252,610
2	Men who have sex with men	MSM reached with HIV prevention programme	12
3	Drug users	IDU reached with HIV prevention programme (through DIC only) Needles distributed	-
4	PLHIV, their partners and families	PLHIV involved in self-help groups	25
5	Institutionalized populations	Prisoners reached with HIV prevention programme	500
6	Mobile populations	Mobile and migrant population reached with HIV prevention programme	13
7	Uniformed services	Uniformed personnel reached with HIV prevention programme	270
8	Young people	Out of school youth (15-24) reached with HIV prevention programme	2,556
9	Workplace	People in workplace reached with HIV prevention programme	10
10	Women and men of reproductive age	Women and men of reproductive age reached with HIV prevention programme	8,193
		Reproductive age accessing VCCT (test & post test csl)	440
11	Comprehensive care, support and treatment	People Living with HIV in need receiving ARV	42
		People receiving CHBC package of support	102
		Mother- baby pair receiving a complete course of ART prophylaxis for PMCT	10

Hpakant Township

Area :	6,057.67 sq Km
State/Division	Kachin State
Population :	137,411
NGOs working in township	AHRN, AZG, WC



Partners working with :

Sex workers programme
AHRN, AZG
Men who have sex with men
programme
AZG
Care and Support programme
AHRN, AZG, WC

Services available :

No of HIV testing sites – 4 provided
by AZG

Counseling services provided by
AHRN, AZG

No of ART sites – 4 provided by AZG

No of STI services –6 by NGO clinics

Monitoring and Evaluation

HSS - NA

Coverage

Strategic Direction		Indicator	Reached
1	Sex workers and their clients	Sex workers reached with HIV prevention programme Condoms distributed	1,300 554,602
2	Men who have sex with men	MSM reached with HIV prevention programme	20
3	Drug users	IDU reached with HIV prevention programme (through DIC only) Needles distributed	2,435 2,572,641
4	PLHIV, their partners and families	PLHIV involved in self-help groups	-
5	Institutionalized populations	Prisoners reached with HIV prevention programme	-
6	Mobile populations	Mobile and migrant population reached with HIV prevention programme	14,123
7	Uniformed services	Uniformed personnel reached with HIV prevention programme	358
8	Young people	Out of school youth (15-24) reached with HIV prevention programme	-
9	Workplace	People in workplace reached with HIV prevention programme	845
10	Women and men of reproductive age	Women and men of reproductive age reached with HIV prevention programme	6,699
		Reproductive age accessing VCCT (test & post test csl)	2,185
11	Comprehensive care, support and treatment	People Living with HIV in need receiving ARV	457
		People receiving CHBC package of support	4
		Mother- baby pair receiving a complete course of ART prophylaxis for PMCT	8

Kale Township

Area :	902.20 sq Km
State/Division	Sagaing Division
Population :	305,335
NGOs working in township	CARE, MNMA, MSI, MPG, PSI



Partners working with :

Sex workers programme
CARE, MSI, PSI, NAP
Men who have sex with men programme
CARE, MSI, PSI, NAP
Youth programme
CARE, MSI, NAP
Care and Support programme
CARE, MNMA, MPG, NAP

Services available :

No of HIV testing sites – 2 provided by MSI, NAP

Counseling services provided by CARE, MNMA, MSI, NAP

No of ART sites – 1 provided by NAP

No of STI services –17 including 15 Sun clinics, 1 NGO clinic, NAP

Monitoring and Evaluation

HSS - NA

Coverage

Strategic Direction		Indicator	Reached
1	Sex workers and their clients	Sex workers reached with HIV prevention programme Condoms distributed	306 274,794
2	Men who have sex with men	MSM reached with HIV prevention programme	1,532
3	Drug users	IDU reached with HIV prevention programme (through DIC only) Needles distributed	59
4	PLHIV, their partners and families	PLHIV involved in self-help groups	282
5	Institutionalized populations	Prisoners reached with HIV prevention programme	-
6	Mobile populations	Mobile and migrant population reached with HIV prevention programme	41
7	Uniformed services	Uniformed personnel reached with HIV prevention programme	-
8	Young people	Out of school youth (15-24) reached with HIV prevention programme	3,333
9	Workplace	People in workplace reached with HIV prevention programme	-
10	Women and men of reproductive age	Women and men of reproductive age reached with HIV prevention programme	2,724
		Reproductive age accessing VCCT (test & post test csl)	1,069
11	Comprehensive care, support and treatment	People Living with HIV in need receiving ARV	-
		People receiving CHBC package of support	602
		Mother- baby pair receiving a complete course of ART prophylaxis for PMCT	18

Kawthaung Township

Area :	2,697.21 sq Km
State/Division	Tanintharyi Division
Population :	76,646
NGOs working in township	MRCs, WV



Partners working with :

Sex workers programme
NAP, WV

Men who have sex with men
programme
NAP, WV

Youth programme
MRCs, NAP

Care and Support programme
NAP, WV

Services available :

No of HIV testing sites – 1 provided
by NAP

Counseling services provided by NAP
and WV

No of ART site – 1 provided by NAP

No of STI services – 1 provided NAP

Monitoring and Evaluation

HSS
HIV prevalence of
Pregnant women - 1%
Male STD – 3%

Coverage

Strategic Direction		Indicator	Reached
1	Sex workers and their clients	Sex workers reached with HIV prevention programme Condoms distributed	350 21,840
2	Men who have sex with men	MSM reached with HIV prevention programme	150
3	Drug users	IDU reached with HIV prevention programme (through DIC only) Needles distributed	-
4	PLHIV, their partners and families	PLHIV involved in self-help groups	135
5	Institutionalized populations	Prisoners reached with HIV prevention programme	802
6	Mobile populations	Mobile and migrant population reached with HIV prevention programme	1,115
7	Uniformed services	Uniformed personnel reached with HIV prevention programme	1,235
8	Young people	Out of school youth (15-24) reached with HIV prevention programme	1,988
9	Workplace	People in workplace reached with HIV prevention programme	941
10	Women and men of reproductive age	Women and men of reproductive age reached with HIV prevention programme Reproductive age accessing VCCT (test & post test csl)	900 1,033
11	Comprehensive care, support and treatment	People Living with HIV in need receiving ARV People receiving CHBC package of support Mother- baby pair receiving a complete course of ART prophylaxis for PMCT	64 35 53

Kyingtung Township

Area :	5,440.18 sq Km
State/Division	Shan State
Population :	180,674
NGOs working in township	MNMA, WV



Partners working with :

Sex workers programme
NAP
Men who have sex with men
programme
NAP
Youth programme
MNMA, WV
Care and Support programme
NAP

Services available :

No of HIV testing sites – 1 provided
by NAP

Counseling services provided by NAP
and WV

No of ART site – 1 provided by NAP

No of STI services – 1 provided NAP

Monitoring and Evaluation

HSS

HIV prevalence of
Pregnant women – 0.3%

Coverage

Strategic Direction		Indicator	Reached
1	Sex workers and their clients	Sex workers reached with HIV prevention programme Condoms distributed	16 135,739
2	Men who have sex with men	MSM reached with HIV prevention programme	-
3	Drug users	IDU reached with HIV prevention programme (through DIC only) Needles distributed	-
4	PLHIV, their partners and families	PLHIV involved in self-help groups	26
5	Institutionalized populations	Prisoners reached with HIV prevention programme	-
6	Mobile populations	Mobile and migrant population reached with HIV prevention programme	-
7	Uniformed services	Uniformed personnel reached with HIV prevention programme	-
8	Young people	Out of school youth (15-24) reached with HIV prevention programme	1,553
9	Workplace	People in workplace reached with HIV prevention programme	-
10	Women and men of reproductive age	Women and men of reproductive age reached with HIV prevention programme	840
		Reproductive age accessing VCCT (test & post test csl)	351
11	Comprehensive care, support and treatment	People Living with HIV in need receiving ARV	29
		People receiving CHBC package of support	25
		Mother- baby pair receiving a complete course of ART prophylaxis for PMCT	1

Kyaukpadaung Township

Area :	758.35 sq Km
State/Division	Mandalay Division
Population :	389,925
NGOs working in township	Alliance, MPG, PACT



Partners working with :

Sex workers programme
Alliance
Men who have sex with men
programme
Alliance
Youth programme
PACT
Care and Support programme
MPG, PACT

Services available :

No of HIV testing sites – None

Counseling services provided by
Alliance, PACT

No of ART site – None

No of STI services – 7 including 6 Sun
clinics and 1 NGO clinic

Monitoring and Evaluation

HSS - NA

Coverage

Strategic Direction		Indicator	Reached
1	Sex workers and their clients	Sex workers reached with HIV prevention programme Condoms distributed	76 163,962
2	Men who have sex with men	MSM reached with HIV prevention programme	1,949
3	Drug users	IDU reached with HIV prevention programme (through DIC only) Needles distributed	-
4	PLHIV, their partners and families	PLHIV involved in self-help groups	105
5	Institutionalized populations	Prisoners reached with HIV prevention programme	-
6	Mobile populations	Mobile and migrant population reached with HIV prevention programme	4,130
7	Uniformed services	Uniformed personnel reached with HIV prevention programme	-
8	Young people	Out of school youth (15-24) reached with HIV prevention programme	2,090
9	Workplace	People in workplace reached with HIV prevention programme	-
10	Women and men of reproductive age	Women and men of reproductive age reached with HIV prevention programme	14,268
		Reproductive age accessing VCCT (test & post test csl)	84
11	Comprehensive care, support and treatment	People Living with HIV in need receiving ARV	-
		People receiving CHBC package of support	112
		Mother- baby pair receiving a complete course of ART prophylaxis for PMCT	9

Lashio Township

Area :	4,230.25 sq Km
State/Division	Shan State
Population :	267,139
NGOs working in township	AHRN, AZG, Care, MANA, MNMA, MPG, NAP, UNODC



Partners working with :

Sex workers programme
CARE, AHRN, AZG, MANA, NAP, PSI

Men who have sex with men programme
CARE, AZG, MANA, NAP, PSI

Injecting drug user programme
AHRN, CARE, MANA, UNODC

Care and Support programme
AHRN, AZG, Care, MNMA, MPG, NAP, UNODC

Services available :

No of HIV testing sites – 2 provided by AZG, NAP

Counseling services provided by AHRN, AZG, CARE, MANA, MNMA, UNODC, NAP

No of ART sites – 1 provided by AZG and NAP

No of STI services – 19 including 11 Sun clinics, 1 DIC, 6 NGO clinics and NAP

Monitoring and Evaluation

HSS

HIV prevalence of
Pregnant women – 0.8%
Male STD – 9.2%
Sex Workers – 16.9%
Injecting drug users – 32.5%

Coverage

Strategic Direction		Indicator	Reached
1	Sex workers and their clients	Sex workers reached with HIV prevention programme Condoms distributed	1,540 740,765
2	Men who have sex with men	MSM reached with HIV prevention programme	3,083
3	Drug users	IDU reached with HIV prevention programme (through DIC only) Needles distributed	2,608 494,236
4	PLHIV, their partners and families	PLHIV involved in self-help groups	543
5	Institutionalized populations	Prisoners reached with HIV prevention programme	138
6	Mobile populations	Mobile and migrant population reached with HIV prevention programme	6,796
7	Uniformed services	Uniformed personnel reached with HIV prevention programme	129
8	Young people	Out of school youth (15-24) reached with HIV prevention programme	9,018
9	Workplace	People in workplace reached with HIV prevention programme	230
10	Women and men of reproductive age	Women and men of reproductive age reached with HIV prevention programme	11,272
		Reproductive age accessing VCCT (test & post test csl)	2,829
11	Comprehensive care, support and treatment	People Living with HIV in need receiving ARV	1,514
		People receiving CHBC package of support	1,649
		Mother- baby pair receiving a complete course of ART prophylaxis for PMCT	39

Laukkaing Township

Area :	791.75 sq Km
State/Division	Shan State
Population :	73,291
NGOs working in township	AZG, AHRN



Partners working with :

Sex workers programme
AHRN, AZG
Men who have sex with men
programme
AZG
Injecting drug user programme
AHRN
Care and Support programme
AHRN, AZG

Services available :

No of HIV testing sites – 1 provided
by AZG

Counseling services provided by
AHRN, AZG

No of ART site – 1 provided by AHRN

No of STI services – 2 NGO clinic

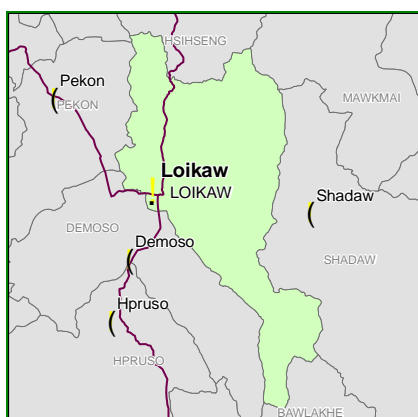
Monitoring and Evaluation

HSS- NA

Coverage

Strategic Direction		Indicator	Reached
1	Sex workers and their clients	Sex workers reached with HIV prevention programme Condoms distributed	552 71,781
2	Men who have sex with men	MSM reached with HIV prevention programme	10
3	Drug users	IDU reached with HIV prevention programme (through DIC only) Needles distributed	227 13,600
4	PLHIV, their partners and families	PLHIV involved in self-help groups	-
5	Institutionalized populations	Prisoners reached with HIV prevention programme	579
6	Mobile populations	Mobile and migrant population reached with HIV prevention programme	-
7	Uniformed services	Uniformed personnel reached with HIV prevention programme	15
8	Young people	Out of school youth (15-24) reached with HIV prevention programme	-
9	Workplace	People in workplace reached with HIV prevention programme	-
10	Women and men of reproductive age	Women and men of reproductive age reached with HIV prevention programme	253
		Reproductive age accessing VCCT (test & post test csl)	311
11	Comprehensive care, support and treatment	People Living with HIV in need receiving ARV	44
		People receiving CHBC package of support	-
		Mother- baby pair receiving a complete course of ART prophylaxis for PMCT	6

Loikaw Township	
Area :	1,030.97 sq Km
State/Division	Kayah State
Population :	109,529
NGOs working in township	-

**Partners working with :**

Sex workers programme
NAP
Men who have sex with men
programme
NAP
Youth programme
NAP
Care and Support programme
NAP

Services available :

No of HIV testing sites – 1 provided
by STD team

Counseling services provided by STD
team

No of ART site – 1 provided by NAP

No of STI services – 1 NAP

Monitoring and Evaluation

HSS -NA

Coverage

Strategic Direction		Indicator	Reached
1	Sex workers and their clients	Sex workers reached with HIV prevention programme Condoms distributed	27 98,640
2	Men who have sex with men	MSM reached with HIV prevention programme	-
3	Drug users	IDU reached with HIV prevention programme (through DIC only) Needles distributed	-
4	PLHIV, their partners and families	PLHIV involved in self-help groups	120
5	Institutionalized populations	Prisoners reached with HIV prevention programme	120
6	Mobile populations	Mobile and migrant population reached with HIV prevention programme	250
7	Uniformed services	Uniformed personnel reached with HIV prevention programme	345
8	Young people	Out of school youth (15-24) reached with HIV prevention programme	42
9	Workplace	People in workplace reached with HIV prevention programme	150
10	Women and men of reproductive age	Women and men of reproductive age reached with HIV prevention programme	3,800
		Reproductive age accessing VCCT (test & post test csl)	281
11	Comprehensive care, support and treatment	People Living with HIV in need receiving ARV	-
		People receiving CHBC package of support	66
		Mother- baby pair receiving a complete course of ART prophylaxis for PMCT	3

Maubin Township	
Area :	
State/Division	Ayeyarwady Division
Population :	
NGOs working in township	-

**Partners working with :**

Sex workers programme
NAP
Men who have sex with men
programme
NAP
Youth programme
NAP
Care and Support programme
NAP

Services available :

No of HIV testing sites – 1 provided
by STD team

Counseling services provided by STD
team

No of ART site – None

No of STI services – 1 by NAP

Monitoring and Evaluation**HSS**

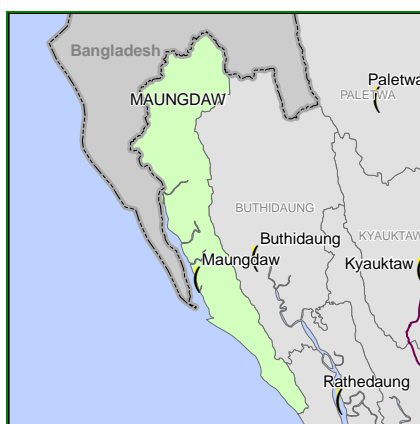
HIV prevalence of
Pregnant women – 0.5%
Male STD – 1.3%

Coverage

Strategic Direction		Indicator	Reached
1	Sex workers and their clients	Sex workers reached with HIV prevention programme Condoms distributed	60 257,049
2	Men who have sex with men	MSM reached with HIV prevention programme	10
3	Drug users	IDU reached with HIV prevention programme (through DIC only) Needles distributed	-
4	PLHIV, their partners and families	PLHIV involved in self-help groups	75
5	Institutionalized populations	Prisoners reached with HIV prevention programme	205
6	Mobile populations	Mobile and migrant population reached with HIV prevention programme	1,119
7	Uniformed services	Uniformed personnel reached with HIV prevention programme	174
8	Young people	Out of school youth (15-24) reached with HIV prevention programme	1,678
9	Workplace	People in workplace reached with HIV prevention programme	267
10	Women and men of reproductive age	Women and men of reproductive age reached with HIV prevention programme	-
		Reproductive age accessing VCCT (test & post test csl)	293
11	Comprehensive care, support and treatment	People Living with HIV in need receiving ARV	-
		People receiving CHBC package of support	272
		Mother- baby pair receiving a complete course of ART prophylaxis for PMCT	6

Maungdaw Township

Area :	1,517.53 sq Km
State/Division	Rakhine State
Population :	506,986
NGOs working in township	AZG



Partners working with :

Sex workers programme
AZG
Men who have sex with men
programme
AZG
Care and Support programme
AZG

Services available :

No of HIV testing sites – 1 provided
by AZG

Counseling services provided by AZG

No of ART site – 1 provided by AZG

No of STI services – 1 NGO clinic

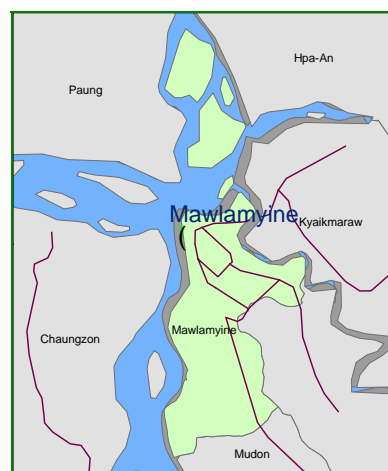
Monitoring and Evaluation

HSS - NA

Coverage

Strategic Direction		Indicator	Reached
1	Sex workers and their clients	Sex workers reached with HIV prevention programme Condoms distributed	340 125,193
2	Men who have sex with men	MSM reached with HIV prevention programme	136
3	Drug users	IDU reached with HIV prevention programme (through DIC only) Needles distributed	-
4	PLHIV, their partners and families	PLHIV involved in self-help groups	-
5	Institutionalized populations	Prisoners reached with HIV prevention programme	-
6	Mobile populations	Mobile and migrant population reached with HIV prevention programme	1,106
7	Uniformed services	Uniformed personnel reached with HIV prevention programme	65
8	Young people	Out of school youth (15-24) reached with HIV prevention programme	-
9	Workplace	People in workplace reached with HIV prevention programme	1,495
10	Women and men of reproductive age	Women and men of reproductive age reached with HIV prevention programme	21,159
		Reproductive age accessing VCCT (test & post test csl)	2,302
11	Comprehensive care, support and treatment	People Living with HIV in need receiving ARV	235
		People receiving CHBC package of support	-
		Mother- baby pair receiving a complete course of ART prophylaxis for PMCT	4

Mawlamyaing Township	
Area :	146.10 sq Km
State/Division	Mon State
Population :	463,857
NGOs working in township	Alliance, FXB, CARE, IOM, MNMA, MRCS, MSI, MPG, PSI, SC

**Partners working with :**

Sex workers programme
Alliance, CARE, MNMA, MSI, NAP, PSI

Men who have sex with men
Alliance, CARE, MNMA, MSI, NAP, PSI

Youth programme
CARE, FXB, MNMA, MRCS, MSI, SC, NAP

Care and Support programme
Alliance, CARE, FXB, IOM, MNMA, MPG, NAP

Services available :

No of HIV testing sites – 2 provided by MSI, NAP

Counseling services provided by CARE, FXB, IOM, MNMA, MSI and NAP

No of ART sites – 3 provided by IOM, SC and NAP

No of STI services – 15 including 11 Sun clinics, 3 NGO clinics and NAP

Monitoring and Evaluation

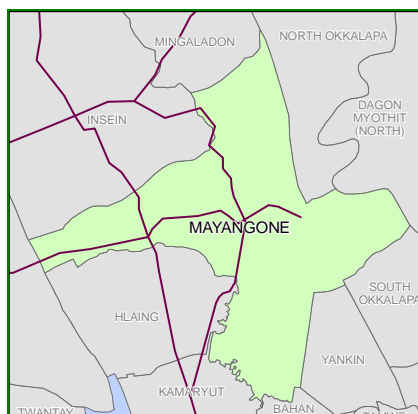
HSS
HIV prevalence of
Pregnant women – 1.3%
Male STD – 4.7%
TB-HIV – 14.7%

Coverage

Strategic Direction		Indicator	Reached
1	Sex workers and their clients	Sex workers reached with HIV prevention programme Condoms distributed	2,889 740,574
2	Men who have sex with men	MSM reached with HIV prevention programme	1,130
3	Drug users	IDU reached with HIV prevention programme (through DIC only) Needles distributed	-
4	PLHIV, their partners and families	PLHIV involved in self-help groups	3,464
5	Institutionalized populations	Prisoners reached with HIV prevention programme	1,277
6	Mobile populations	Mobile and migrant population reached with HIV prevention programme	1,747
7	Uniformed services	Uniformed personnel reached with HIV prevention programme	359
8	Young people	Out of school youth (15-24) reached with HIV prevention programme	16,222
9	Workplace	People in workplace reached with HIV prevention programme	719
10	Women and men of reproductive age	Women and men of reproductive age reached with HIV prevention programme	8,876
		Reproductive age accessing VCCT (test & post test csl)	2,501
11	Comprehensive care, support and treatment	People Living with HIV in need receiving ARV	222
		People receiving CHBC package of support	2,608
		Mother- baby pair receiving a complete course of ART prophylaxis for PMCT	34

Mayangone Township

Area :	25.34 sq Km
State/Division	Yangon Division
Population :	143,644
NGOs working in township	FXB, MDM, MPG, PSI



Partners working with :

Sex workers programme
MDM, PSI
Men who have sex with men
programme
MDM, PSI
Youth programme
FXB
Care and Support programme
FXB, MDM, MPG, PSI

Services available :

No of HIV testing sites – 2 provided
by MDM, PSI
Counseling services provided by FXB,
MDM and PSI
No of ART sites – 3 provided by FXB,
MDM, PSI
No of STI services – 5 including 3 Sun
clinics, 1 DIC and 1 NGO clinic

Monitoring and Evaluation

HSS
HIV prevalence of
Pregnant women – 4%
Male STD – 10%
Sex Workers – 7.5%
MSM – 12.5%
Injecting drug users – 19%
TB-HIV – 5.3%

Coverage

Strategic Direction		Indicator	Reached
1	Sex workers and their clients	Sex workers reached with HIV prevention programme Condoms distributed	4,416 689,662
2	Men who have sex with men	MSM reached with HIV prevention programme	6,073
3	Drug users	IDU reached with HIV prevention programme (through DIC only) Needles distributed	-
4	PLHIV, their partners and families	PLHIV involved in self-help groups	12,057
5	Institutionalized populations	Prisoners reached with HIV prevention programme	-
6	Mobile populations	Mobile and migrant population reached with HIV prevention programme	3,163
7	Uniformed services	Uniformed personnel reached with HIV prevention programme	146
8	Young people	Out of school youth (15-24) reached with HIV prevention programme	1,203
9	Workplace	People in workplace reached with HIV prevention programme	374
10	Women and men of reproductive age	Women and men of reproductive age reached with HIV prevention programme	10,678
		Reproductive age accessing VCCT (test & post test csl)	5,357
11	Comprehensive care, support and treatment	People Living with HIV in need receiving ARV	584
		People receiving CHBC package of support	2,251
		Mother- baby pair receiving a complete course of ART prophylaxis for PMCT	-

Meikhtila Township

Area :	1,312.13 sq Km
State/Division	Mandalay Division
Population :	478,146
NGOs working in township	MNMA, MRCS, NAP, PSI



Partners working with :

Sex workers programme
PSI, NAP

Men who have sex with men
programme
PSI, NAP

Youth programme
MRCS, NAP

Care and Support programme
MNMA, NAP

Services available :

No of HIV testing sites – 1 provided by NAP

Counseling services provided by MNMA and NAP

No of ART sites – 1 provided by NAP

No of STI services – 8 including 7 Sun clinics and NAP

Monitoring and Evaluation

HSS
HIV prevalence of
Pregnant women – 2.3%
Male STD – 9.3%

Coverage

Strategic Direction		Indicator	Reached
1	Sex workers and their clients	Sex workers reached with HIV prevention programme Condoms distributed	2,018 145,010
2	Men who have sex with men	MSM reached with HIV prevention programme	2,070
3	Drug users	IDU reached with HIV prevention programme (through DIC only) Needles distributed	-
4	PLHIV, their partners and families	PLHIV involved in self-help groups	582
5	Institutionalized populations	Prisoners reached with HIV prevention programme	336
6	Mobile populations	Mobile and migrant population reached with HIV prevention programme	777
7	Uniformed services	Uniformed personnel reached with HIV prevention programme	499
8	Young people	Out of school youth (15-24) reached with HIV prevention programme	4,196
9	Workplace	People in workplace reached with HIV prevention programme	388
10	Women and men of reproductive age	Women and men of reproductive age reached with HIV prevention programme	7,385
		Reproductive age accessing VCCT (test & post test csl)	1,062
11	Comprehensive care, support and treatment	People Living with HIV in need receiving ARV	49
		People receiving CHBC package of support	576
		Mother- baby pair receiving a complete course of ART prophylaxis for PMCT	-

Mogaung Township

Area :	2,626.17 sq Km
State/Division	Kachin State
Population :	132,316
NGOs working in township	MDM, MPG



Partners working with :

Injecting drug user programme
MDM

Care and Support programme
MDM, MPG

Services available :

No of HIV testing sites – 1 provided
by MDM

Counseling services provided by
MDM

No of ART sites – 1 provided by MDM

No of STI services – 1 by NGO clinic

Monitoring and Evaluation

HSS - NA

Coverage

Strategic Direction		Indicator	Reached
1	Sex workers and their clients	Sex workers reached with HIV prevention programme Condoms distributed	- 97,392
2	Men who have sex with men	MSM reached with HIV prevention programme	-
3	Drug users	IDU reached with HIV prevention programme (through DIC only) Needles distributed	492 918,663
4	PLHIV, their partners and families	PLHIV involved in self-help groups	440
5	Institutionalized populations	Prisoners reached with HIV prevention programme	-
6	Mobile populations	Mobile and migrant population reached with HIV prevention programme	-
7	Uniformed services	Uniformed personnel reached with HIV prevention programme	-
8	Young people	Out of school youth (15-24) reached with HIV prevention programme	-
9	Workplace	People in workplace reached with HIV prevention programme	-
10	Women and men of reproductive age	Women and men of reproductive age reached with HIV prevention programme	256
		Reproductive age accessing VCCT (test & post test csl)	100
11	Comprehensive care, support and treatment	People Living with HIV in need receiving ARV	115
		People receiving CHBC package of support	366
		Mother- baby pair receiving a complete course of ART prophylaxis for PMCT	24

Monywa Township

Area :	6,88.94 sq Km
State/Division	Sagaing Division
Population :	408,694
NGOs working in township	Alliance, CARE, MBCA, MNMA, MPG, MRCS, MSI, PSI, SC



Partners working with :

Sex workers programme
CARE, MSI, NAP, PSI

Men who have sex with men
Alliance, CARE, MSI, NAP, PSI

Youth programme
CARE, MSI, NAP

Care and Support programme
Alliance, CARE, MBCA, MNMA, MPG, MSI, NAP, SC,

Services available :

No of HIV testing sites – 2 provided by MSI, NAP

Counseling services provided by CARE, MBCA, MNMA, MSI, NAP

No of ART sites – 2 provided by NAP, SC

No of STI services – 18 including 16 Sun clinics, 1 NGO clinic and NAP

Monitoring and Evaluation

HSS

HIV prevalence of
Pregnant women – 0.5%
Male STD – 4.7%
TB-HIV – 26.1%

Coverage

Strategic Direction		Indicator	Reached
1	Sex workers and their clients	Sex workers reached with HIV prevention programme Condoms distributed	765 376,644
2	Men who have sex with men	MSM reached with HIV prevention programme	1,233
3	Drug users	IDU reached with HIV prevention programme (through DIC only) Needles distributed	-
4	PLHIV, their partners and families	PLHIV involved in self-help groups	577
5	Institutionalized populations	Prisoners reached with HIV prevention programme	300
6	Mobile populations	Mobile and migrant population reached with HIV prevention programme	8,062
7	Uniformed services	Uniformed personnel reached with HIV prevention programme	215
8	Young people	Out of school youth (15-24) reached with HIV prevention programme	2,625
9	Workplace	People in workplace reached with HIV prevention programme	4,398
10	Women and men of reproductive age	Women and men of reproductive age reached with HIV prevention programme	3,592
		Reproductive age accessing VCCT (test & post test csl)	1,257
11	Comprehensive care, support and treatment	People Living with HIV in need receiving ARV	157
		People receiving CHBC package of support	1,189
		Mother- baby pair receiving a complete course of ART prophylaxis for PMCT	45

Mudon Township

Area :	887.75 sq Km
State/Division	Mon State
Population :	200,407
NGOs working in township	CARE, FXB, IOM, MNMA, MPG, SC



Partners working with :

Sex workers programme
CARE, IOM
Men who have sex with men
programme
CARE, IOM
Youth programme
CARE, FXB, IOM, SC
Care and Support programme
CARE, IOM, MNMA, MPG

Services available :

Counseling services provided by
CARE, IOM, MNMA
No of ART sites – 1 provided by IOM
No of STI services – 13 including 12
Sun clinics and 1 NGO clinic

Monitoring and Evaluation

HSS - NA

Coverage

Strategic Direction		Indicator	Reached
1	Sex workers and their clients	Sex workers reached with HIV prevention programme Condoms distributed	206 102,267
2	Men who have sex with men	MSM reached with HIV prevention programme	206
3	Drug users	IDU reached with HIV prevention programme (through DIC only) Needles distributed	-
4	PLHIV, their partners and families	PLHIV involved in self-help groups	338
5	Institutionalized populations	Prisoners reached with HIV prevention programme	-
6	Mobile populations	Mobile and migrant population reached with HIV prevention programme	1,148
7	Uniformed services	Uniformed personnel reached with HIV prevention programme	55
8	Young people	Out of school youth (15-24) reached with HIV prevention programme	4,434
9	Workplace	People in workplace reached with HIV prevention programme	741
10	Women and men of reproductive age	Women and men of reproductive age reached with HIV prevention programme	3,638
		Reproductive age accessing VCCT (test & post test csl)	623
11	Comprehensive care, support and treatment	People Living with HIV in need receiving ARV	31
		People receiving CHBC package of support	597
		Mother- baby pair receiving a complete course of ART prophylaxis for PMCT	12

Muse Township	
Area :	1,503.67 sq Km
State/Division	Shan State
Population :	148,722
NGOs working in township	AZG, CARE, MNMA, MPG, NAP, SC, UNODC, WC

**Partners working with :**

Sex workers programme
AZG, CARE, MANA, NAP

Men who have sex with men AZG,
CARE, NAP

Injecting drug user programme
AZG, UNODC

Care and Support programme
AZG, CARE, MNMA, MPG, NAP,
UNODC, WC

Services available :

No of HIV testing sites – 2 provided
by AZG and NAP

Counseling services provided by AZG,
CARE, MNMA, NAP and WC

No of ART sites – 2 provided by NAP,
AZG

No of STI services – 4 including 2 Sun
clinics, 1 NGO clinics and NAP

Monitoring and Evaluation**HSS**

HIV prevalence of
Pregnant women – 1.5%
Male STD – 15.7%
Injecting drug user – 36.7%

Coverage

Strategic Direction		Indicator	Reached
1	Sex workers and their clients	Sex workers reached with HIV prevention programme	420
		Condoms distributed	648,430
2	Men who have sex with men	MSM reached with HIV prevention programme	110
3	Drug users	IDU reached with HIV prevention programme (through DIC only)	607
		Needles distributed	314,266
4	PLHIV, their partners and families	PLHIV involved in self-help groups	98
5	Institutionalized populations	Prisoners reached with HIV prevention programme	180
6	Mobile populations	Mobile and migrant population reached with HIV prevention programme	5,866
7	Uniformed services	Uniformed personnel reached with HIV prevention programme	64
8	Young people	Out of school youth (15-24) reached with HIV prevention programme	2,096
9	Workplace	People in workplace reached with HIV prevention programme	208
10	Women and men of reproductive age	Women and men of reproductive age reached with HIV prevention programme	4,989
		Reproductive age accessing VCCT (test & post test csl)	2,654
11	Comprehensive care, support and treatment	People Living with HIV in need receiving ARV	729
		People receiving CHBC package of support	751
		Mother- baby pair receiving a complete course of ART prophylaxis for PMCT	36

Myaungmya Township	
Area :	1,562.51 sq Km
State/Division	Ayeyarwaddy Division
Population :	329,301
NGOs working in township	PSI

**Partners working with :**

Sex workers programme
PSI, NAP
Men who have sex with men
programme
PSI, NAP
Youth programme
NAP
Care and Support programme
NAP

Services available :

No of HIV testing sites – 1 provided
NAP
Counseling services provided by NAP
No of ART sites – 1 provided by NAP
No of STI services – 1 by NAP

Monitoring and Evaluation

HSS
HIV prevalence of
Pregnant women – 0%
Male STD – 3.6%

Coverage

Strategic Direction		Indicator	Reached
1	Sex workers and their clients	Sex workers reached with HIV prevention programme Condoms distributed	387 148,320
2	Men who have sex with men	MSM reached with HIV prevention programme	650
3	Drug users	IDU reached with HIV prevention programme (through DIC only) Needles distributed	-
4	PLHIV, their partners and families	PLHIV involved in self-help groups	2
5	Institutionalized populations	Prisoners reached with HIV prevention programme	7
6	Mobile populations	Mobile and migrant population reached with HIV prevention programme	150
7	Uniformed services	Uniformed personnel reached with HIV prevention programme	170
8	Young people	Out of school youth (15-24) reached with HIV prevention programme	70
9	Workplace	People in workplace reached with HIV prevention programme	2,000
10	Women and men of reproductive age	Women and men of reproductive age reached with HIV prevention programme	146
		Reproductive age accessing VCCT (test & post test csl)	-
11	Comprehensive care, support and treatment	People Living with HIV in need receiving ARV	25
		People receiving CHBC package of support	34
		Mother- baby pair receiving a complete course of ART prophylaxis for PMCT	6

Myawaddy Township

Area :	3,136.12 sq Km
State/Division	Kayin State
Population :	59,712
NGOs working in township	MRCS, PSI



Partners working with :

Sex workers programme
NAP

Men who have sex with men
programme
NAP

Youth programme
MRCS, NAP

Care and Support programme
NAP

Services available :

No of HIV testing sites – 1 provided
by NAP

Counseling services provided by NAP

No of ART sites – 1 provided by NAP

No of STI services – 2 including 1 Sun
clinic and NAP

Monitoring and Evaluation

HSS

HIV prevalence of
Pregnant women – 0.5%

Male STD – 7.3%

Coverage

Strategic Direction		Indicator	Reached
1	Sex workers and their clients	Sex workers reached with HIV prevention programme Condoms distributed	120 109,688
2	Men who have sex with men	MSM reached with HIV prevention programme	10
3	Drug users	IDU reached with HIV prevention programme (through DIC only) Needles distributed	-
4	PLHIV, their partners and families	PLHIV involved in self-help groups	157
5	Institutionalized populations	Prisoners reached with HIV prevention programme	-
6	Mobile populations	Mobile and migrant population reached with HIV prevention programme	1,880
7	Uniformed services	Uniformed personnel reached with HIV prevention programme	-
8	Young people	Out of school youth (15-24) reached with HIV prevention programme	3,238
9	Workplace	People in workplace reached with HIV prevention programme	300
10	Women and men of reproductive age	Women and men of reproductive age reached with HIV prevention programme	2,200
		Reproductive age accessing VCCT (test & post test csl)	65
11	Comprehensive care, support and treatment	People Living with HIV in need receiving ARV	34
		People receiving CHBC package of support	501
		Mother- baby pair receiving a complete course of ART prophylaxis for PMCT	17

Myeik Township

Area :	1,417.89 sq Km
State/Division	Tanintharyi Division
Population :	305,710
NGOs working in township	MSF-CH, MRCS, WV



Partners working with :

Sex workers programme
NAP, WV

Men who have sex with men
programme
NAP, WV

Youth programme
MRCS, NAP

Care and Support programme
MSF-CH, NAP, WV

Services available :

No of HIV testing sites – 1 provided by NAP

Counseling services provided by NAP
MSF-CH and WV

No of ART sites – 1 provided by NAP

No of STI services – 14 including 12 sun clinics, 1 NGO clinic and NAP

Monitoring and Evaluation

HSS
HIV prevalence of
Pregnant women – 0.3%
Male STD – 3.3%
TB-HIV – 5.3%

Coverage

Strategic Direction		Indicator	Reached
1	Sex workers and their clients	Sex workers reached with HIV prevention programme Condoms distributed	50 98,252
2	Men who have sex with men	MSM reached with HIV prevention programme	55
3	Drug users	IDU reached with HIV prevention programme (through DIC only) Needles distributed	-
4	PLHIV, their partners and families	PLHIV involved in self-help groups	125
5	Institutionalized populations	Prisoners reached with HIV prevention programme	90
6	Mobile populations	Mobile and migrant population reached with HIV prevention programme	1,000
7	Uniformed services	Uniformed personnel reached with HIV prevention programme	25
8	Young people	Out of school youth (15-24) reached with HIV prevention programme	594
9	Workplace	People in workplace reached with HIV prevention programme	210
10	Women and men of reproductive age	Women and men of reproductive age reached with HIV prevention programme	11,020
		Reproductive age accessing VCCT (test & post test csl)	137
11	Comprehensive care, support and treatment	People Living with HIV in need receiving ARV	49
		People receiving CHBC package of support	142
		Mother- baby pair receiving a complete course of ART prophylaxis for PMCT	6

Myingyan Township

Area :	969.40 sq Km
State/Division	Mandalay Division
Population :	431,837
NGOs working in township	MSI, PACT, PGK, MPG



Partners working with :

Sex workers programme
MSI, NAP, PGK
Men who have sex with men programme
NAP, PGK
Youth programme
NAP, PACT, PGK
Care and Support programme
NAP, PGK, MPG

Services available :

No of HIV testing sites – 2 provided by MSI, NAP
Counseling services provided by MSI, NAP and PGK
No of ART sites – None
No of STI services – 4 including 2 Sun clinics, 1 NGO clinic and NAP

Monitoring and Evaluation

HSS

HIV prevalence of
Pregnant women – 0.75%
Male STD – 1.6%

Coverage

Strategic Direction		Indicator	Reached
1	Sex workers and their clients	Sex workers reached with HIV prevention programme Condoms distributed	446 486,257
2	Men who have sex with men	MSM reached with HIV prevention programme	510
3	Drug users	IDU reached with HIV prevention programme (through DIC only) Needles distributed	-
4	PLHIV, their partners and families	PLHIV involved in self-help groups	89
5	Institutionalized populations	Prisoners reached with HIV prevention programme	20
6	Mobile populations	Mobile and migrant population reached with HIV prevention programme	1,361
7	Uniformed services	Uniformed personnel reached with HIV prevention programme	30
8	Young people	Out of school youth (15-24) reached with HIV prevention programme	4,878
9	Workplace	People in workplace reached with HIV prevention programme	128
10	Women and men of reproductive age	Women and men of reproductive age reached with HIV prevention programme	10,540
		Reproductive age accessing VCCT (test & post test csl)	1,687
11	Comprehensive care, support and treatment	People Living with HIV in need receiving ARV	-
		People receiving CHBC package of support	446
		Mother- baby pair receiving a complete course of ART prophylaxis for PMCT	18

Myitkyina Township

Area :	6,501.02 sq Km
State/Division	Kachin State
Population :	255,627
NGOs working in township	AZG, MDM, MPG, NAP, PSI, UNODC, WC



Partners working with :

Sex workers programme
AZG, PSI, MANA, NAP

Men who have sex with men programme
AZG, PSI, NAP

Injecting drug user programme
AZG, MDM, UNODC

Care and Support programme
AZG, MDM, MPG, NAP, WC

Services available :

No of HIV testing sites – 3 provided by NAP, AZG and MDM

Counseling services provided by AZG, MDM, NAP and WC

No of ART sites – 3 provided by NAP, AZG and MDM

No of STI services – 14 including 9 Sun clinics, 1 DIC, 2 NGO clinics and NAP

Monitoring and Evaluation

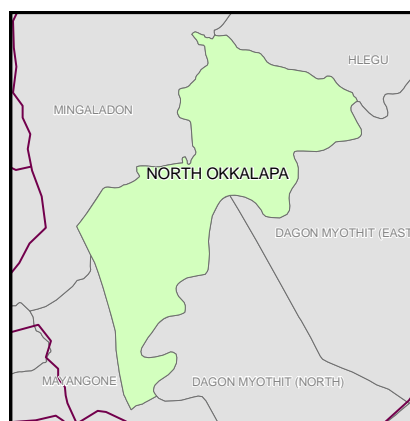
HSS
HIV prevalence of
Pregnant women – 1.5%
Male STD – 6.7%
Sex Workers – 9.4%
Injecting drug users – 53.8%

Coverage

Strategic Direction		Indicator	Reached
1	Sex workers and their clients	Sex workers reached with HIV prevention programme Condoms distributed	2,036 418,161
2	Men who have sex with men	MSM reached with HIV prevention programme	2,743
3	Drug users	IDU reached with HIV prevention programme (through DIC only) Needles distributed	854 507,701
4	PLHIV, their partners and families	PLHIV involved in self-help groups	616
5	Institutionalized populations	Prisoners reached with HIV prevention programme	1,675
6	Mobile populations	Mobile and migrant population reached with HIV prevention programme	189
7	Uniformed services	Uniformed personnel reached with HIV prevention programme	-
8	Young people	Out of school youth (15-24) reached with HIV prevention programme	11,867
9	Workplace	People in workplace reached with HIV prevention programme	213
10	Women and men of reproductive age	Women and men of reproductive age reached with HIV prevention programme	24,079
		Reproductive age accessing VCCT (test & post test csl)	4,039
11	Comprehensive care, support and treatment	People Living with HIV in need receiving ARV	2,343
		People receiving CHBC package of support	56
		Mother- baby pair receiving a complete course of ART prophylaxis for PMCT	148

North Okkalapa Township

Area :	28.20 sq Km
State/Division	Yangon Division
Population :	264,739
NGOs working in township	FXB, MNMA, MPG, PSI



Partners working with :

Sex workers programme
FXB, MNMA, NAP, PSI

Men who have sex with men programme
MNMA, NAP, PSI

Youth programme
FXB, MRCS

Care and Support programme
MNMA, MPG, NAP, PSI

Services available :

No of HIV testing sites – 1 provided by NAP

Counseling services provided by MNMA and NAP

No of ART sites – 2 provided by NAP and PSI

No of STI services – 17 including 16 Sun clinics and NAP

Monitoring and Evaluation

HSS

HIV prevalence of

Pregnant women – 4%

Male STD – 10%

Sex Workers – 7.5%

MSM – 12.5%

Injecting drug users – 19%

TB-HIV – 5.3%

Coverage

Strategic Direction		Indicator	Reached
1	Sex workers and their clients	Sex workers reached with HIV prevention programme Condoms distributed	861 210,591
2	Men who have sex with men	MSM reached with HIV prevention programme	378
3	Drug users	IDU reached with HIV prevention programme (through DIC only) Needles distributed	-
4	PLHIV, their partners and families	PLHIV involved in self-help groups	159
5	Institutionalized populations	Prisoners reached with HIV prevention programme	-
6	Mobile populations	Mobile and migrant population reached with HIV prevention programme	237
7	Uniformed services	Uniformed personnel reached with HIV prevention programme	18
8	Young people	Out of school youth (15-24) reached with HIV prevention programme	658
9	Workplace	People in workplace reached with HIV prevention programme	434
10	Women and men of reproductive age	Women and men of reproductive age reached with HIV prevention programme	562
		Reproductive age accessing VCCT (test & post test csl)	194
11	Comprehensive care, support and treatment	People Living with HIV in need receiving ARV	1,196
		People receiving CHBC package of support	71
		Mother- baby pair receiving a complete course of ART prophylaxis for PMCT	83

Pakkoku Township

Area :	1,258.32 sq Km
State/Division	Magway Division
Population :	427,742
NGOs working in township	MBCA, MPG, NAP, PSI, UNION



Partners working with :

Sex workers programme
PSI, NAP

Men who have sex with men
programme
PSI, NAP

Youth programme
NAP

Care and Support programme
MBCA, MPG, NAP, UNION

Services available :

No of HIV testing sites – 1 provided by NAP

Counseling services provided by NAP

No of ART sites –1 provided by NAP/UNION

No of STI services –7 including 6 Sun clinics and NAP

Monitoring and Evaluation

HSS
HIV prevalence of
Pregnant women – 0.5%
Male STD – 4.4%

Coverage

Strategic Direction		Indicator	Reached
1	Sex workers and their clients	Sex workers reached with HIV prevention programme Condoms distributed	129 318,312
2	Men who have sex with men	MSM reached with HIV prevention programme	22
3	Drug users	IDU reached with HIV prevention programme (through DIC only) Needles distributed	-
4	PLHIV, their partners and families	PLHIV involved in self-help groups	120
5	Institutionalized populations	Prisoners reached with HIV prevention programme	1,239
6	Mobile populations	Mobile and migrant population reached with HIV prevention programme	3,291
7	Uniformed services	Uniformed personnel reached with HIV prevention programme	1,000
8	Young people	Out of school youth (15-24) reached with HIV prevention programme	650
9	Workplace	People in workplace reached with HIV prevention programme	2,154
10	Women and men of reproductive age	Women and men of reproductive age reached with HIV prevention programme	15,345
		Reproductive age accessing VCCT (test & post test csl)	264
11	Comprehensive care, support and treatment	People Living with HIV in need receiving ARV	287
		People receiving CHBC package of support	33
		Mother- baby pair receiving a complete course of ART prophylaxis for PMCT	19

Patheingyi Township

Area :	1,447.60sq Km
State/Division	Ayeyarwaddy Division
Population :	37,2199
NGOs working in township	CARE, MSI, MNMA, MPG, PSI, PGK, SC



Partners working with :

Sex workers programme
CARE, MNMA, MSI, PSI, PGK, NAP

Men who have sex with men programme
CARE, MSI, PSI, PGK, NAP

Youth Program
CARE, MNMA, MSI, NAP, PGK, SC

Care and Support programme
MNMA, MPG, NAP, PGK

Services available :

No of HIV testing sites – 2 provided by MSI and NAP

Counseling services provided by MNMA, MSI, NAP and PGK

No of ART site – 1 provided by NAP

No of STI services –12 including 9 Sun clinics, 1 DIC, 1 NGO clinics and NAP

Monitoring and Evaluation

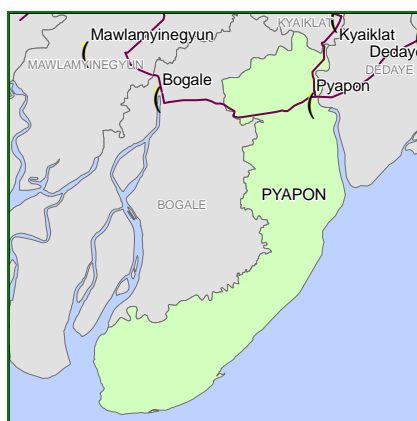
HSS
HIV prevalence of
Pregnant women – 1.8%
Male STD – 7.3%
TB-HIV – 4.7%

Coverage

Strategic Direction		Indicator	Reached
1	Sex workers and their clients	Sex workers reached with HIV prevention programme Condoms distributed	3,122 380,567
2	Men who have sex with men	MSM reached with HIV prevention programme	3,425
3	Drug users	IDU reached with HIV prevention programme (through DIC only) Needles distributed	-
4	PLHIV, their partners and families	PLHIV involved in self-help groups	286
5	Institutionalized populations	Prisoners reached with HIV prevention programme	275
6	Mobile populations	Mobile and migrant population reached with HIV prevention programme	2,626
7	Uniformed services	Uniformed personnel reached with HIV prevention programme	-
8	Young people	Out of school youth (15-24) reached with HIV prevention programme	5,190
9	Workplace	People in workplace reached with HIV prevention programme	654
10	Women and men of reproductive age	Women and men of reproductive age reached with HIV prevention programme	13,672
		Reproductive age accessing VCCT (test & post test csl)	1,097
11	Comprehensive care, support and treatment	People Living with HIV in need receiving ARV	46
		People receiving CHBC package of support	1,728
		Mother- baby pair receiving a complete course of ART prophylaxis for PMCT	25

Pyapon Township

Area :	874.83 sq Km
State/Division	Ayeyarwaddy Division
Population :	324,650
NGOs working in township	FXB, MRCS



Partners working with :

Sex workers programme
NAP

Youth programme
FXB, MRCS

Care and Support programme
FXB

Services available :

No of HIV testing sites – 1 provided by NAP

Counseling services provided by FXB and NAP

No of ART sites –None

No of STI services –12 including 9 Sun clinics, 2 NGO clinics and NAP

Monitoring and Evaluation

HSS - NA

Coverage

Strategic Direction		Indicator	Reached
1	Sex workers and their clients	Sex workers reached with HIV prevention programme Condoms distributed	50 45,495
2	Men who have sex with men	MSM reached with HIV prevention programme	-
3	Drug users	IDU reached with HIV prevention programme (through DIC only) Needles distributed	-
4	PLHIV, their partners and families	PLHIV involved in self-help groups	189
5	Institutionalized populations	Prisoners reached with HIV prevention programme	271
6	Mobile populations	Mobile and migrant population reached with HIV prevention programme	613
7	Uniformed services	Uniformed personnel reached with HIV prevention programme	466
8	Young people	Out of school youth (15-24) reached with HIV prevention programme	962
9	Workplace	People in workplace reached with HIV prevention programme	491
10	Women and men of reproductive age	Women and men of reproductive age reached with HIV prevention programme	633
		Reproductive age accessing VCCT (test & post test csl)	47
11	Comprehensive care, support and treatment	People Living with HIV in need receiving ARV	-
		People receiving CHBC package of support	18
		Mother- baby pair receiving a complete course of ART prophylaxis for PMCT	7

Pyay Township	
Area :	788.40 sq Km
State/Division	Bago Division
Population :	274,072
NGOs working in township	Alliance, CARE, MBCA, MNMA, MSI, MPG, MRCS, NAP, PSI

**Partners working with :**

Sex workers programme
CARE, MNMA, MSI, NAP, PSI

Men who have sex with men programme
CARE, MNMA, MSI, NAP, PSI

Youth programme
CARE, MNMA, MRCS, MSI, NAP

Care and Support programme
Alliance, MBCA, MNMA, MPG, NAP

Services available :

No of HIV testing sites –provided by MSI and NAP

Counseling services provided by MBCA, MNMA, MSI, NAP

No of ART sites – 1 provided by NAP

No of STI services – 4 including 1 Sun clinic, 1 DIC, 1 NGO clinic and NAP

Monitoring and Evaluation

HSS
HIV prevalence of
Pregnant women – 0.8%
Male STD – 1.1%
TB-HIV – 11.3%

Coverage

Strategic Direction		Indicator	Reached
1	Sex workers and their clients	Sex workers reached with HIV prevention programme Condoms distributed	1,776 347,722
2	Men who have sex with men	MSM reached with HIV prevention programme	3,126
3	Drug users	IDU reached with HIV prevention programme (through DIC only) Needles distributed	-
4	PLHIV, their partners and families	PLHIV involved in self-help groups	242
5	Institutionalized populations	Prisoners reached with HIV prevention programme	375
6	Mobile populations	Mobile and migrant population reached with HIV prevention programme	140
7	Uniformed services	Uniformed personnel reached with HIV prevention programme	600
8	Young people	Out of school youth (15-24) reached with HIV prevention programme	4,717
9	Workplace	People in workplace reached with HIV prevention programme	1,311
10	Women and men of reproductive age	Women and men of reproductive age reached with HIV prevention programme	9,036
		Reproductive age accessing VCCT (test & post test csl)	2,193
11	Comprehensive care, support and treatment	People Living with HIV in need receiving ARV	32
		People receiving CHBC package of support	497
		Mother- baby pair receiving a complete course of ART prophylaxis for PMCT	8

Pyigyitagon Township

Area :	66.38 sq Km
State/Division	Mandalay Division
Population :	140,254
NGOs working in township	MANA, MPG, MSI, PSI, SC, UNION



Partners working with :

Sex workers programme
MANA, MSI, NAP, PSI

Men who have sex with men programme
MANA, MSI, NAP, PSI

Youth programme
MSI, SC

Care and Support programme
MANA, MPG, NAP, UNION

Services available :

No of HIV testing sites –provided by MSI and NAP

Counseling services provided by MANA, MSI, NAP, PSI

No of ART sites – 1 provided by NAP/UNION

No of STI services – 6 including 4 Sun clinics and 2 NGO clinic

Monitoring and Evaluation

HSS

HIV prevalence of
Pregnant women – 2.5%

Male STD – 7.3%

Sex Workers – 16%

MSM – 32%

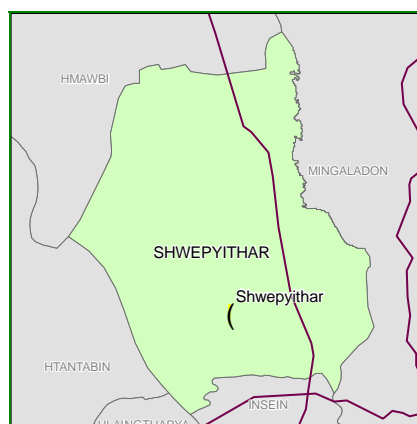
Injecting drug users – 32%

Coverage

Strategic Direction		Indicator	Reached
1	Sex workers and their clients	Sex workers reached with HIV prevention programme Condoms distributed	518 233,205
2	Men who have sex with men	MSM reached with HIV prevention programme	308
3	Drug users	IDU reached with HIV prevention programme (through DIC only) Needles distributed	418 197,220
4	PLHIV, their partners and families	PLHIV involved in self-help groups	312
5	Institutionalized populations	Prisoners reached with HIV prevention programme	-
6	Mobile populations	Mobile and migrant population reached with HIV prevention programme	157
7	Uniformed services	Uniformed personnel reached with HIV prevention programme	2
8	Young people	Out of school youth (15-24) reached with HIV prevention programme	1,100
9	Workplace	People in workplace reached with HIV prevention programme	193
10	Women and men of reproductive age	Women and men of reproductive age reached with HIV prevention programme	4,668
		Reproductive age accessing VCCT (test & post test csl)	2,531
11	Comprehensive care, support and treatment	People Living with HIV in need receiving ARV	-
		People receiving CHBC package of support	-
		Mother- baby pair receiving a complete course of ART prophylaxis for PMCT	-

Shwepyithar Township

Area :	39.30 sq Km
State/Division	Yangon Division
Population :	210,901
NGOs working in township	FXB, MRCS, PSI



Partners working with :

Sex workers programme
FXB, PSI
Men who have sex with men programme
FXB, PSI
Youth programme
FXB, MRCS

Services available :

No of ART sites – None
No of STI services – 13 Sun clinics

Monitoring and Evaluation

HSS
HIV prevalence of
Pregnant women – 4%
Male STD – 10%
Sex Workers – 7.5%
MSM – 12.5%
Injecting drug users – 19%
TB-HIV – 5.3%

Coverage

Strategic Direction		Indicator	Reached
1	Sex workers and their clients	Sex workers reached with HIV prevention programme	209
		Condoms distributed	9,484
2	Men who have sex with men	MSM reached with HIV prevention programme	167
3	Drug users	IDU reached with HIV prevention programme (through DIC only)	-
		Needles distributed	-
4	PLHIV, their partners and families	PLHIV involved in self-help groups	43
5	Institutionalized populations	Prisoners reached with HIV prevention programme	1,536
6	Mobile populations	Mobile and migrant population reached with HIV prevention programme	15
7	Uniformed services	Uniformed personnel reached with HIV prevention programme	47
8	Young people	Out of school youth (15-24) reached with HIV prevention programme	1,843
9	Workplace	People in workplace reached with HIV prevention programme	284
10	Women and men of reproductive age	Women and men of reproductive age reached with HIV prevention programme	2,920
		Reproductive age accessing VCCT (test & post test csl)	-
11	Comprehensive care, support and treatment	People Living with HIV in need receiving ARV	-
		People receiving CHBC package of support	-
		Mother- baby pair receiving a complete course of ART prophylaxis for PMCT	-

Sittwe Township

Area :	231.59 sq Km
State/Division	Rakhine State
Population :	273,388
NGOs working in township	AZG, MPG



Partners working with :

Sex workers programme
AZG, NAP

Men who have sex with men
programme
AZG, NAP

Care and Support programme
AZG, MPG, NAP

Services available :

No of HIV testing sites – 2 provided
by AZG and NAP

Counseling services provided by AZG
and NAP

No of ART sites – 2 provided by AZG
and NAP

No of STI services – 2 including 1
NGO clinic and NAP

Monitoring and Evaluation

HSS
HIV prevalence of
Pregnant women – 0%
Male STD – 2.7%
TB-HIV – 3.3%

Coverage

Strategic Direction		Indicator	Reached
1	Sex workers and their clients	Sex workers reached with HIV prevention programme Condoms distributed	570 217,295
2	Men who have sex with men	MSM reached with HIV prevention programme	250
3	Drug users	IDU reached with HIV prevention programme (through DIC only) Needles distributed	-
4	PLHIV, their partners and families	PLHIV involved in self-help groups	95
5	Institutionalized populations	Prisoners reached with HIV prevention programme	90
6	Mobile populations	Mobile and migrant population reached with HIV prevention programme	330
7	Uniformed services	Uniformed personnel reached with HIV prevention programme	408
8	Young people	Out of school youth (15-24) reached with HIV prevention programme	40
9	Workplace	People in workplace reached with HIV prevention programme	1,118
10	Women and men of reproductive age	Women and men of reproductive age reached with HIV prevention programme	25,069
		Reproductive age accessing VCCT (test & post test csl)	1,032
11	Comprehensive care, support and treatment	People Living with HIV in need receiving ARV	210
		People receiving CHBC package of support	56
		Mother- baby pair receiving a complete course of ART prophylaxis for PMCT	1

Tachileik Township	
Area :	3,587.40 sq Km
State/Division	Shan State
Population :	99,510
NGOs working in township	MANA, PSI, WV, UNODC

**Partners working with :**

Sex workers programme
MANA, NAP

Men who have sex with men programme
MANA, NAP

Youth programme
MANA, NAP, UNODC, WV

Care and Support programme
NAP, WV

Services available :

No of HIV testing sites – 1 provided by NAP

Counseling services provided by NAP, UNODC, WV

No of ART sites – 1 provided by NAP

No of STI services – NAP

Monitoring and Evaluation**HSS**

HIV prevalence of
Pregnant women – 1.3%

Male STD – 3.6%

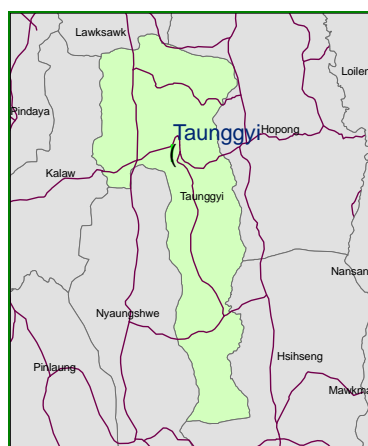
TB-HIV – 14.7%

Coverage

Strategic Direction		Indicator	Reached
1	Sex workers and their clients	Sex workers reached with HIV prevention programme Condoms distributed	127 251,059
2	Men who have sex with men	MSM reached with HIV prevention programme	20
3	Drug users	IDU reached with HIV prevention programme (through DIC only) Needles distributed	275 84,703
4	PLHIV, their partners and families	PLHIV involved in self-help groups	243
5	Institutionalized populations	Prisoners reached with HIV prevention programme	500
6	Mobile populations	Mobile and migrant population reached with HIV prevention programme	2,455
7	Uniformed services	Uniformed personnel reached with HIV prevention programme	-
8	Young people	Out of school youth (15-24) reached with HIV prevention programme	1,965
9	Workplace	People in workplace reached with HIV prevention programme	110
10	Women and men of reproductive age	Women and men of reproductive age reached with HIV prevention programme	3,717
		Reproductive age accessing VCCT (test & post test csl)	1,212
11	Comprehensive care, support and treatment	People Living with HIV in need receiving ARV	119
		People receiving CHBC package of support	250
		Mother- baby pair receiving a complete course of ART prophylaxis for PMCT	27

Taunggyi Township

Area :	1,936.87 sq Km
State/Division	Shan State
Population :	325,939
NGOs working in township	MANA, MPG, PSI



Partners working with :

Sex workers programme
MANA, PSI, NAP

Men who have sex with men
programme
MANA, PSI, NAP

Injecting drug users programme
MANA

Care and Support programme
MANA, MPG, NAP

Services available :

No of HIV testing sites – 1 provided by NAP

Counseling services provided by MANA and NAP

No of ART sites – 1 provided by NAP

No of STI services – 19 including 17 Sun clinics, 1 NGO clinics and NAP

Monitoring and Evaluation

HSS
HIV prevalence of
Pregnant women – 1.3%
Male STD – 6.7%
Sex Workers – 7.1%

Coverage

Strategic Direction		Indicator	Reached
1	Sex workers and their clients	Sex workers reached with HIV prevention programme Condoms distributed	1,179 345,355
2	Men who have sex with men	MSM reached with HIV prevention programme	13,63
3	Drug users	IDU reached with HIV prevention programme (through DIC only) Needles distributed	157 33,761
4	PLHIV, their partners and families	PLHIV involved in self-help groups	212
5	Institutionalized populations	Prisoners reached with HIV prevention programme	110
6	Mobile populations	Mobile and migrant population reached with HIV prevention programme	397
7	Uniformed services	Uniformed personnel reached with HIV prevention programme	422
8	Young people	Out of school youth (15-24) reached with HIV prevention programme	366
9	Workplace	People in workplace reached with HIV prevention programme	458
10	Women and men of reproductive age	Women and men of reproductive age reached with HIV prevention programme	8,236
		Reproductive age accessing VCCT (test & post test csl)	344
11	Comprehensive care, support and treatment	People Living with HIV in need receiving ARV	116
		People receiving CHBC package of support	792
		Mother- baby pair receiving a complete course of ART prophylaxis for PMCT	67

Thanbyuzayat Township

Area :	822.79 sq Km
State/Division	Mon State
Population :	165,795
NGOs working in township	IOM, WV



Partners working with :

Sex workers programme
IOM, WV
Men who have sex with men
programme
IOM, WV
Youth programme
IOM
Care and Support programme
IOM, WV

Services available :

No of HIV testing sites – 1 provided
by NAP
Counseling services provided by IOM
No of ART sites – 1 provided by IOM
No of STI services – 3 including 2Sun
clinics and 1 NGO clinic

Monitoring and Evaluation

HSS - NA

Coverage

Strategic Direction		Indicator	Reached
1	Sex workers and their clients	Sex workers reached with HIV prevention programme Condoms distributed	193 135,895
2	Men who have sex with men	MSM reached with HIV prevention programme	46
3	Drug users	IDU reached with HIV prevention programme (through DIC only) Needles distributed	-
4	PLHIV, their partners and families	PLHIV involved in self-help groups	211
5	Institutionalized populations	Prisoners reached with HIV prevention programme	-
6	Mobile populations	Mobile and migrant population reached with HIV prevention programme	1,083
7	Uniformed services	Uniformed personnel reached with HIV prevention programme	-
8	Young people	Out of school youth (15-24) reached with HIV prevention programme	977
9	Workplace	People in workplace reached with HIV prevention programme	481
10	Women and men of reproductive age	Women and men of reproductive age reached with HIV prevention programme	2,281
		Reproductive age accessing VCCT (test & post test csl)	271
11	Comprehensive care, support and treatment	People Living with HIV in need receiving ARV	55
		People receiving CHBC package of support	43
		Mother- baby pair receiving a complete course of ART prophylaxis for PMCT	7

