

PROGRESS REPORT

2011

Acknowledgement

Firstly, the National AIDS Programme would like to express its sincere gratitude to H.E. Professor Pe Thet Khin, Minister for Health and Chairperson of the Myanmar Country Coordination Mechanism for his valuable vision and overall guidance in the National response to HIV and AIDS in Myanmar. Special thanks are also shown to H.E. Dr. Win Myint and H.E. Dr. Myat Myat Ohn Khin, Deputy Ministers for Health for their support and encouragement towards implementation of HIV /AIDS prevention and care activities in the country.

Heartfelt gratitude is also expressed to Dr Min Than Nyunt, Director-General, Dr. Saw Lwin, Deputy Director-General and Dr. Win Maung, Director (Disease Control) of the Department of Health, for their continuing technical inputs and guidance in preparation of this 2011 Progress Report.

Special Appreciation is also given to Dr. San Hone, Focal person for Monitoring and Evaluation of the National AIDS Programme and the Monitoring and Evaluation Team of UNAIDS Myanmar Country office for their tireless efforts in making this Report become a reality.

The National AIDS Programme would also want to thank all the stakeholders, donors, implementing partners, all responsible officials of our programme for their various contributions in preparation of this Progress Report. Last but not the least, the members of various civil society organisations are greatly appreciated for their continued efforts towards the HIV and AIDS response in Myanmar.

Dr. Khin Ohnmar San
Deputy Director/Programme Manager
National AIDS Programme
Department of Health

INTRODUCTION	1
RESOURCE NEEDS AND AVAILABILITY	3
INDICATOR SUMMARY.....	6
STRATEGY I: PREVENTION	9
STRATEGY II: COMPREHENSIVE CONTINUUM OF CARE FOR PEOPLE LIVING WITH HIV.....	36
STRATEGY III: MITIGATION OF THE IMPACT OF HIV ON PEOPLE LIVING WITH HIV AND THEIR FAMILIES.....	44
CROSS-CUTTING INTERVENTIONS	49
BUDGET – OPERATIONAL PLAN AND REPORTED EXPENDITURES 2011	53

Tables

Table 1: Structure and Priorities of the National Strategic Plan on AIDS Myanmar 2011-2015.....	2
Table 2: Planned and estimated actual unit costs for comprehensive prevention package – sex workers.....	9
Table 3: Sex workers reached by organisation in 2011	10
Table 4: Clients of sex workers reached by organisation in 2011	13
Table 5: Clients of sex workers reached by state and region in 2011.....	13
Table 6: Planned and estimated unit costs for comprehensive prevention package – MSM	15
Table 7: Men who have sex with men reached by organisation in 2011.....	16
Table 8: Planned and estimated actual unit costs for comprehensive prevention package – PWIDs	19
Table 9: Drug users and PWIDs reached.....	20
Table 10: Needles and syringes distributed by organisation and state/region in 2011.....	21
Table 11: Planned and estimated actual unit costs for comprehensive prevention package – institutionalized population	23
Table 12: Institutionalized population reached by organisation in 2011	23
Table 13: Institutionalized population reached by state and region in 2011.....	24
Table 14: Planned and estimated actual unit costs for comprehensive prevention package- mobile population	25
Table 15: Mobile population reached by organisation in 2011.....	25
Table 16: Mobile population reached by state and region in 2011	26
Table 17: Planned and estimated actual unit costs for comprehensive prevention package – uniformed services	27
Table 18: Uniformed services personnel reached by organisation in 2011	27
Table 19: Planned and estimated actual unit costs for prevention package – OSY.....	28
Table 20: Out of school youth reached by organisation in 2011	28
Table 21: Out of school reached by state and region in 2011	29
Table 22: Planned and estimated actual unit costs for comprehensive prevention package – workplace	30
Table 23: People reached through workplace programmes by organisation in 2011	30
Table 24: People reached through workplace programmes by state and region in 2011	31
Table 25: Number of target population receiving HIV test and post-test counselling 2011	32
Table 26: Number of target population receiving HIV test and post-test counselling by state and region 2011..	33
Table 27: People receiving STI treatment by organisation in 2011	34
Table 28: People receiving STI treatment by state and region in 2011	34
Table 29: Planned and estimated actual unit costs for ART	36
Table 30: People receiving Cotrimoxazole prophylaxis by organisation 2011	37
Table 31: People receiving ART – by state and region.....	38
Table 32: People receiving ART by organisation	38
Table 33: Planned and estimated actual unit costs for PMCT.....	41
Table 34: Number of pregnant women HIV pre-test counselling and testing– by state and region 2011	42
Table 35: Planned and estimated actual unit costs for Community Home Based Care	44
Table 36: People receiving community based care with different type of support – by organisation	45
Table 37: Self-help groups and PLHIV involved in self-help groups by state & region	46
Table 38: Planned and estimated actual unit costs for comprehensive prevention package - orphans and vulnerable children	47
Table 39: Selected results from AEM for 2011.....	50
Table 40: Selected results from Spectrum for 2011	51
Table 41: HIV prevalence among sentinel populations – HSS 2011.....	52

Figures

Figure 1: Resource needs as per Operational Plan and actual expenditures by major categories - 2011	3
Figure 2: Resource needs as Operational Plan and actual expenditures for prevention - 2011	4
Figure 3: Distribution of resource needs in Operational Plan and actual expenditures for prevention - 2011	4
Figure 4: New infections for major risk groups and reported expenditures for prevention - 2011	5
Figure 5: Expenditures for 2010 and 2011, expected funds for 2012, 2013 and 2014	5
Figure 6: Sex workers reached by state and region for all organisations in 2011.....	11
Figure 7: MSM reached by state and region for all organisations in 2011	17
Figure 8: Needles and syringes distributed 2003 - 2011.....	20
Figure 9: People on MMT 2006 - 2011	22
Figure 10: Condom distributed – free distribution and social marketing 2001-2011.....	32
Figure 11: People receiving ARV2007–2011	39
Figure 12: Mothers receiving ART prophylaxis 2003 -2011	42
Figure 13: PMCT sites of National AIDS Programme 2001 -2011	43
Figure 14: Number of PLHIV involved in self- help groups by state & region	46
Figure 15: Orphans and vulnerable children receiving support 2005 –2011	47
Figure 16: Number of new infections by route of transmission	51
Figure 17: The trends of HIV prevalence among different populations 2007 - 2011.....	52

Maps

Map 1: Distribution of services for sex workers by townships.....	12
Map 2: Condom Distribution	14
Map 3: Distribution by townships of services for men who have sex with men	18
Map 4: Distribution of DIC by township.....	22
Map 5: Distribution of VCCT service delivery points.....	33
Map 6: Distribution of STI service delivery points and STI treatment by townships	35
Map 7: Distribution by townships of people receiving ART and ART sites.....	40
Map 8: PMCT sites - distribution by townships	43
Map 9: Distribution by township of services for orphans and vulnerable children.....	48

Acronyms

AHRN	Asian Harm Reduction Network
Alliance	International HIV/AIDS Alliance
AMI	Aide Médicale Internationale
AZG	Médecins Sans Frontières Holland
Burnet	Burnet Institute
CARE	Care Myanmar
Consortium	Myanmar NGO Consortium on HIV/AIDS
DEPT	Department of Education, Planning and Training
DEPT	Department of Educational Planning and Training
FXB	François Xavier Bagnoud International
IFRC	International Federation of Red Cross and Red Crescent Societies
IOM	International Organisation for Migration
Malteser	Malteser International
MANA	Myanmar Anti -Narcotics Association
MBCA	Myanmar Business Coalition on AIDS
MDM	Médecins du Monde
MHAA	Myanmar Health Assistant Association
MMA	Myanmar Medical Association
MMCWA	Myanmar Maternal and Child Welfare Association
MMT	Methadone Maintenance Therapy
MNMA	Myanmar Nurse and Midwife Association
MPG	Myanmar Positive Group
MRCS	Myanmar Red Cross Society
MSF CH	Médecins Sans Frontières Switzerland
MSI	Marie Stopes International
MSM	Men who have sex with men
NAP	National AIDS Programme
OSY	Out of school youth
OVC	Orphans and vulnerable children
PACT	Pact Institute
PGK	Pyi Gyi Khin
PSI	Population Services International
PWID	People who inject drugs
RM	Ratana Metta
SARA	Substance Abuse Research Association
SC	Save the Children
UNAIDS	Joint United Nations Programme on HIV/AIDS
UNDP	United Nations Development Program
UNFPA	United Nations Populations Fund
UNICEF	United Nations Children's Fund
Union	International Union against Tuberculosis and Lung Diseases
UNODC	United Nations Office on Drugs and Crime
UNOPS	United Nations Office for Project Services
WC	World Concern
WFP	World Food Program
WHO	World Health Organisation
WV	World Vision International

INTRODUCTION

The National Planning Framework on AIDS –NSP II

In 2011, the implementation of the second National Strategic Plan on AIDS in Myanmar started. The NSP II covers the period from 2011-2015. It builds upon the NSP I, but introduces also some changes to the structure and approach. Notably, prevention is further prioritized and aligned to the latest epidemiological data, the provision of ART set at the center of the provision of care and treatment and finally impact mitigation is highlighted as distinct strategic priority.

The NSP II has a set of ambitious targets that intend to lead the country towards achieving universal access by 2015. The targets were developed and agreed by all stakeholders through the Technical and Strategy Group as well as its technical Working Groups.

The changes introduced to the NSP II necessitated a review of the indicators. A complete National M&E Plan was subsequently developed with a description of the national M&E system as well as the definition of all national indicators. While most indicators remained the same, there were some necessary changes and clarifications introduced. Therefore, some of the results reported in this report will not be comparable with the results reported under the previous NSP. These cases are highlighted under the respective sections of the reports.

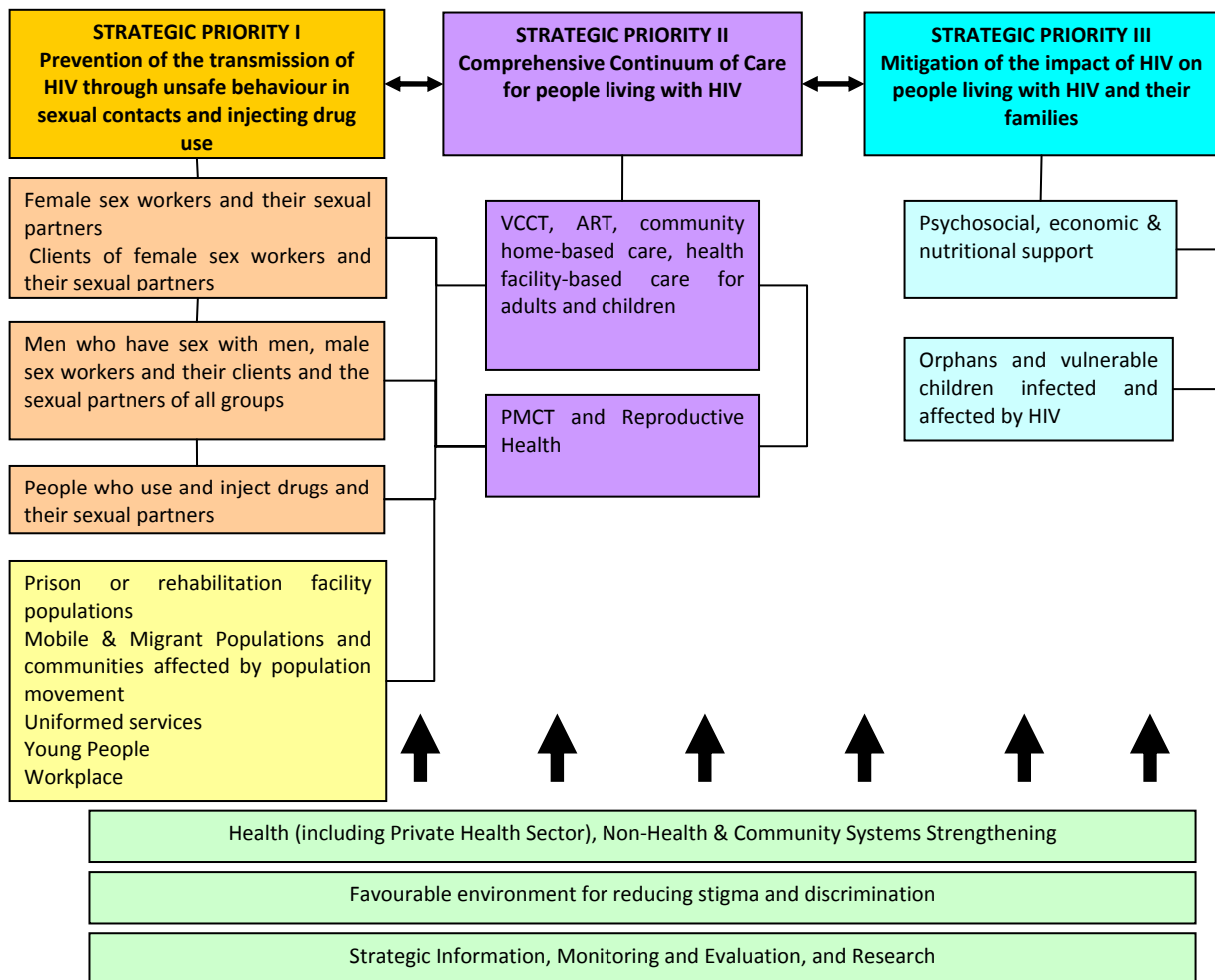
Targets of the NSP II

By 2015, the National Strategic Plan will have met the goals set in the MDGs and turned around the epidemic. Specifically, the following targets were set:

1. New infections are cut by half of the estimated level of 2010, the reduction of new infections of females will be at least equal to overall reduction <ul style="list-style-type: none">• Less than 5,000 new infections will occur in 2015
2. 80% of eligible people living with HIV, who are eligible, will receive life saving ARV treatment based on the current national treatment guideline and criteria (i.e. CD4 count <350/mm ³) that are non-discriminatory with regard to gender, type of transmission, age, ethnicity and location. <ul style="list-style-type: none">• 96,000 adults and 4,500 children will be receiving ARV treatment in 2015 Note: The above targets have been reviewed in 2012 in line with change of the national treatment guidelines
3. More than 80% of women living with HIV are receiving antiretroviral prophylaxis therapy to reduce the risk of mother-to-children transmission <ul style="list-style-type: none">• 2,680 women will receive ARV prophylaxis in 2015
4. Much greater number of people living with HIV or affected by HIV receive support in line with the assessed needs <ul style="list-style-type: none">• 48,500 people will receive community home based care in 2015• 15,000 orphans and vulnerable children will receive some form of support in 2015
5. Intervention service coverage for most-at-risk populations greatly improved <ul style="list-style-type: none">• Consistent condom use of female sex workers will be over 80% in 2015• Consistent condom use of men who have sex with men will be higher than 70% in 2015• More than 80% of injecting drug users will consistently avoid sharing needles

Strategic Priorities of the NSP II

Table 1: Structure and Priorities of the National Strategic Plan on AIDS Myanmar 2011-2015



RESOURCE NEEDS AND AVAILABILITY

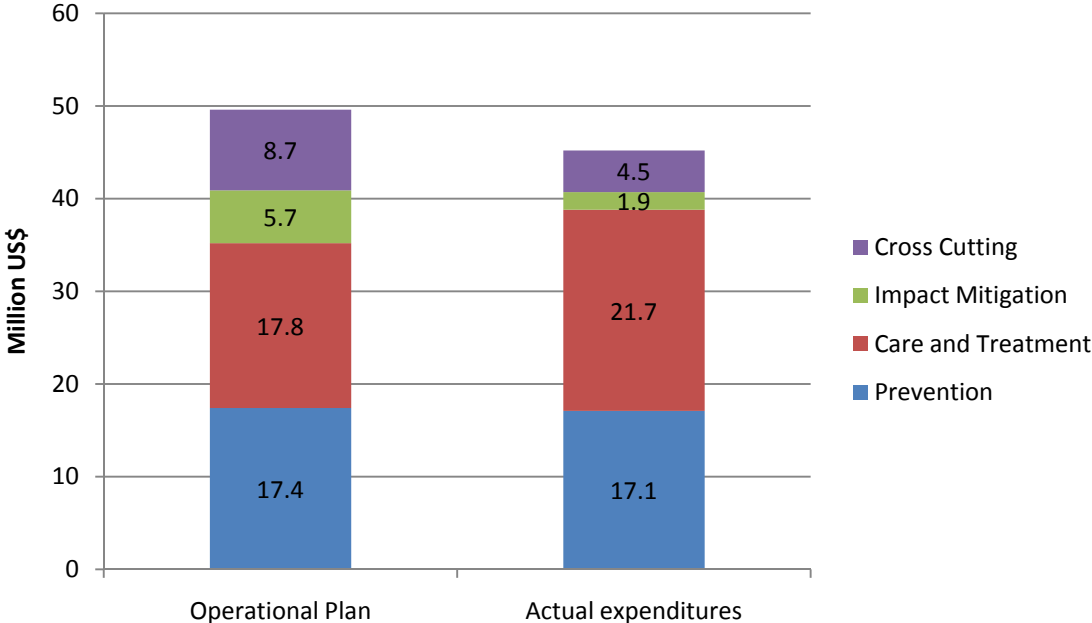
Government allocation to HIV

The Government reported a health budget of 55 billion kyats (US\$ 75 million with the average UN exchange rate of 736 kyats/US\$) for the financial year 2011-2012. Of these US\$ 3.9 million were reportedly allocated to HIV related activities (Global AIDS Progress Report 2012). This amount included the STD Teams as well as an estimated allocation of the time of other health personnel towards HIV and AIDS. These included basic health staff undertaking PMCT, doctors and nurses providing ART among others.

External Resources

In 2011, organisations reported a total of US\$ 42.9 million expenditures for HIV related interventions. This corresponds to an increase of 13% from 2011. Additional resources became available with the start of the implementation of the Round 9 grants of the Global Fund. The reported expenditures for prevention interventions matched the requested in the Operational Plan of the NSP for 2011. For care and treatment, the available resources exceeded the planned needs by nearly US\$ 4 million indicating that there is substantial potential to scale up care and treatment, notably the provision of antiretroviral treatment. Impact mitigation and cross-cutting interventions were considerably underfunded compared to the Operation Plan of the NSP II.

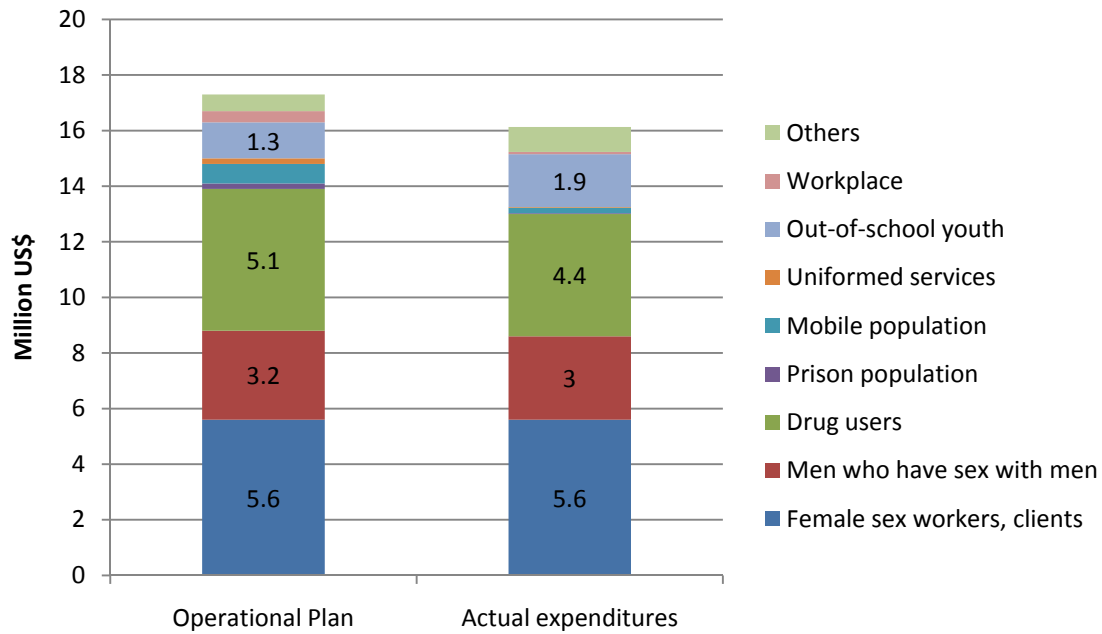
Figure 1: Resource needs as per Operational Plan and actual expenditures¹ by major categories - 2011



The Operational Plan called for an investment of US\$17.4 million in prevention interventions. Of those, just over US\$ 16 million were made available. The difference is largely explained by the shortfall in harm reduction programmes that were about US\$ 0.8 million short of the planned amount. Programmes for sex workers, clients of sex workers and men who have sex with men met the funding targets set in the Operational Plan. The investment in interventions addressing HIV prevention at the workplace, among uniformed services as well as mobile and prison population received only very limited funding. This may be partially explained by challenges to access some of these populations, but it also reflects the interest of donors to invest in targeted interventions of key populations at risk.

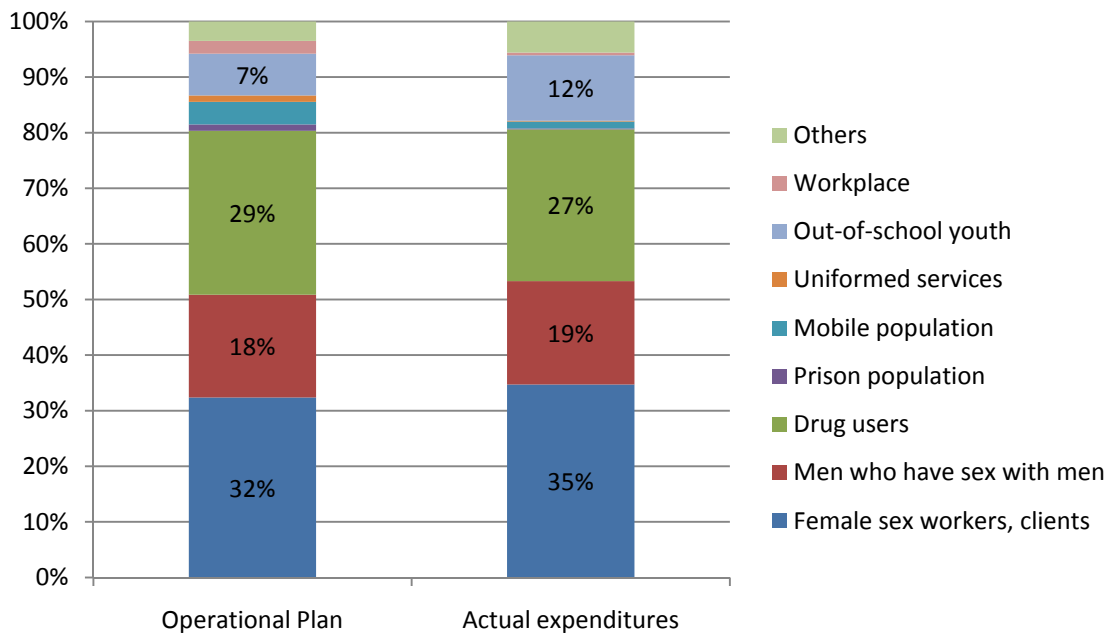
¹ External resources only

Figure 2: Resource needs as Operational Plan and actual expenditures² for prevention - 2011



The distribution of the expenditures of prevention interventions showed a highly targeted response. Over 80% of the reported expenditures were allocated to the prevention of HIV transmission in sex work, same sex behaviour and injecting drug use.

Figure 3: Distribution of resource needs in Operational Plan and actual expenditures³ for prevention - 2011

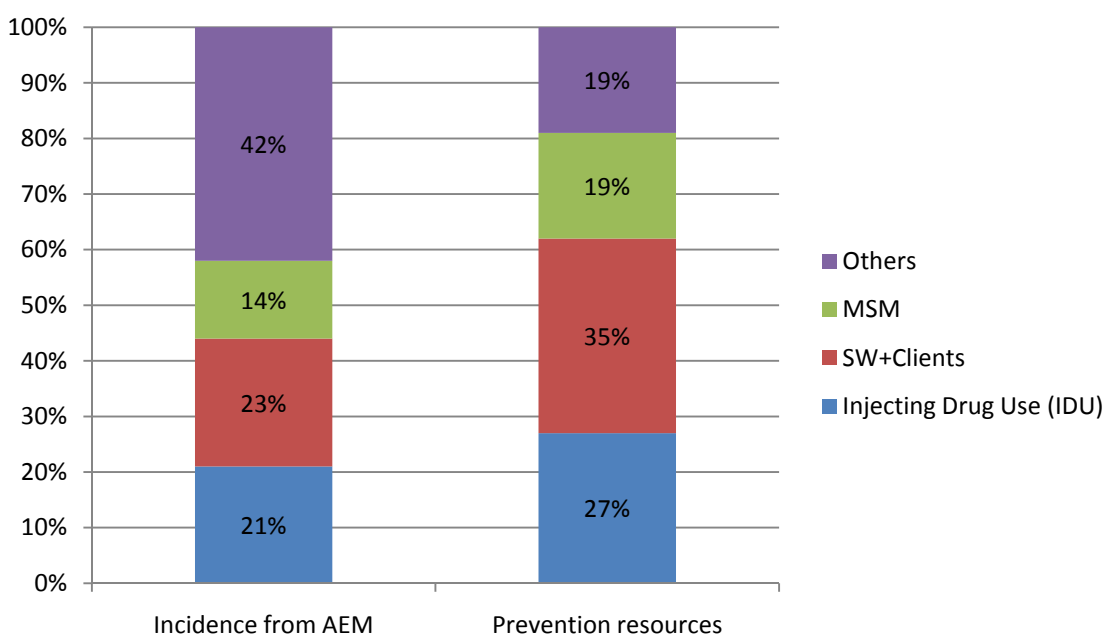


Nearly 60% of the estimated new infections occurred in the context of sex work, male-to-male sex or injecting drug use. The other 42% of new infections happen mostly to partners of those infected during high-risk exposure. Reaching this latter group with prevention interventions is difficult. Therefore, the majority of prevention resources are targeted towards key populations at risk that can be identified and reached with individual prevention interventions. Programmes for female sex workers, their clients, men who have sex with and people who use or inject drugs constituted over 80% of the total prevention interventions.

² External resources only

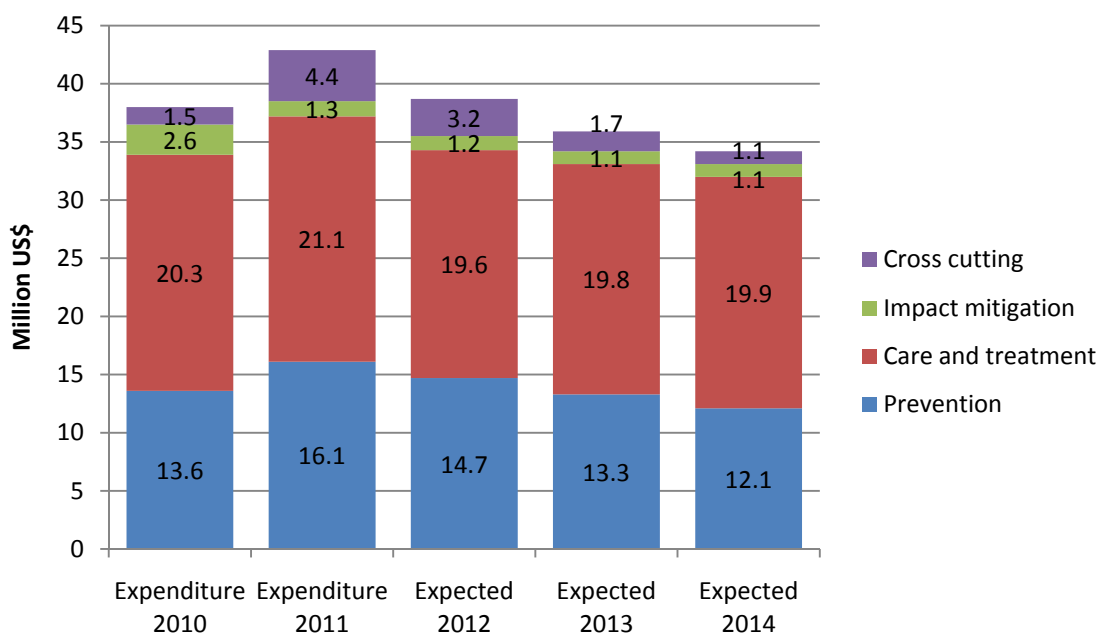
³ As above

Figure 4: New infections for major risk groups and reported expenditures for prevention - 2011



The information received from implementing partners, indicates that 2011 was the peak for external resources, at least in the medium term. While the necessary amounts to sustain care and treatment programmes appear to be assured at least until 2014, the outlook for prevention, impact mitigation and cross cutting interventions is negative. There are two assumptions underlying this analysis. First, that the Global Fund resources for Round 9 can be kept at their maximum level. Second, that there will be no new, substantial commitments from donors. Both of these assumptions seem reasonable at this stage. This means that it will be difficult to sustain the present levels of prevention coverage.

Figure 5: Expenditures for 2010 and 2011, expected funds for 2012, 2013 and 2014



INDICATOR SUMMARY

Indicators	Sources	Value
Impact		
% of female sex workers who are HIV infected	HSS 2011	9.4%
% of clients of female sex workers who are HIV infected	HSS 2011	4.6%
% of men who have sex with men who are HIV infected	HSS 2011	7.8%
% of people who inject drugs who are HIV infected	HSS 2011	21.9%
% of young people aged 15-24 who are HIV infected (Pregnant women 15-24)	HSS 2011	0.65%
% of adults and children with HIV known to be on treatment 12 months after initiation of ART	Cohort database	87%
% of adults and children with HIV known to be on treatment 24 months after initiation of ART	Cohort database	85%
% of infants born to HIV infected mothers who are infected	Spectrum	13%
% of pregnant women are HIV infected	HSS (2011)	0.9%
Outcome		
% of female sex workers who used condom at last sex	BSS (2008)	95.9%
% of men who have sex with men who used condom at last sex	IBBS (2009)	81.5%
% of people who inject drugs who used sterile needles and syringes at last injection	BSS (2008)	80.6%
% of people who inject drugs who used condom at last sex	BSS (2008)	77.5%
% of young people who used condom at last sex	BSS-OSY (2008)	90%
Coverage/output		
% of female sex workers reached with HIV prevention programmes	BSS (2008)	76.2%
% of female sex workers who received an HIV test in the last 12 months and who know the result	BSS (2008)	71.1%
Number of female sex workers reached with HIV prevention programmes	Programme monitoring / service delivery reports	62,420 (High) 45,777 (Low)
Number of clients of female sex workers reached with HIV prevention programmes	Programme monitoring / service delivery reports	362,355 (High) 341,323 (Low)
Number of regular sexual partners of sex workers and clients reached with HIV prevention programmes	Programme monitoring / service delivery reports	4,315 (High) 3,410 (Low)
% of men who have sex with men reached with HIV prevention programmes	IBSS (2009)	69.1%
% of men who have sex with men who received an HIV test in the last 12 months and who know the result	IBSS (2009)	47.6%
Number of men who have sex with men reached with HIV prevention programmes	Programme monitoring / service delivery reports	64,740 (High) 37,974 (Low)
Number of female sexual partners of men who have sex with men reached with HIV prevention programmes	Programme monitoring / service delivery reports	353
% of people who inject drugs who received an HIV test in the last 12 months and who know the result	BSS (2008)	27.3%
Number of people who inject drugs / drug users reached with HIV prevention programmes (Outreach)	Programme monitoring / service delivery reports	15,297/6,232
Number of people who inject drugs / drug users reached with HIV prevention programmes (DIC)	Programme monitoring / service delivery reports	14,956/8,283
Number of sterile injecting equipment distributed to people who inject drugs in the last 12 months	Programme monitoring / service delivery reports	9,244,039

Indicators	Sources	Value
Number of drug users receiving methadone maintenance therapy	Methadone programme registers, clients records, drug supply management records	1,637
Number of regular sexual partners of PWIDs reached with HIV prevention programmes	Programme monitoring / service delivery reports	2,429 (High) 2,241 (Low)
Number of prisoners reached with HIV prevention programmes	Programme monitoring / service delivery reports	4,707
Number of mobile and migrant population reached with HIV prevention programmes	Programme monitoring / service delivery reports	24,255
Number of uniformed services personnel reached with HIV prevention programmes	Programme monitoring / service delivery reports	8,560
Number of out-of-school youth reached with HIV prevention programmes	Programme monitoring / service delivery reports	64,308 (High) 49,223 (Low)
Number of people in workplace reached with HIV prevention programmes	Programme monitoring / service delivery reports	20,221
Number of people who received STI treatment in the last 12 months	Programme monitoring / service delivery reports	88,275
Number of people who received an HIV test in the last 12 months and who know the result	Programme monitoring / service delivery reports	71,342
Number of condoms distributed for free	Condom distribution, procurement and sale reports	20,130,320
Number of condoms sold through social marketing	Condom sale reports	15,089,815
Number of adults with advanced HIV infection receiving antiretroviral therapy	Facility ART registers / databases, drug supply management records	37,133
Number of children in need provided with ART	Facility ART registers / databases, drug supply management systems	2,995
Number of people living with HIV receiving Cotrimoxazole prophylaxis who are not on ART	Programme monitoring / service delivery reports	27,956
Number of TB patients who are tested positive for HIV and have started ART during the reporting period	NTP , Dual TB and ART providing health services	5,735
Number of pregnant women attending ante-natal care services at PMCT sites who received HIV pre-test counselling	Programme monitoring reports of PMCT providing services	578,276
Number of pregnant women attending ante-natal care services who received HIV testing ⁴	Programme monitoring reports of PMCT providing services	382,683
Number of pregnant women attending ante-natal care services who received HIV test result with post-test counselling ⁵	Programme monitoring reports of PMCT providing services	324,649
Number of HIV-positive pregnant women who received antiretrovirals to reduce the risk of mother-to-child-transmission	Programme monitoring reports of PMCT providing services	3,132 (High) 2,777 (Low)
Number of people receiving community home based care	Programme monitoring / service delivery reports	27,717

⁴ A new indicator added to national HIV indicator guideline in 2011 (28 October), through M&E Working Group

⁵In national HIV indicator guideline in 2011 (28 October), through M&E working group, this indicator wording is slightly revised. In NSP and NOP, it words as “Number of pregnant women attending ante-natal care services who received HIV testing and test result with post-test counselling”

Indicators	Sources	Value
Number of people living with HIV associated with self-help groups	Records and reports from NAP, NGOs providing self-help group support	12,214
Number of orphans and vulnerable children affected by HIV receiving package of support	Programme monitoring / service delivery reports	7,011
Participation of HIV testing laboratories in national quality control	National Health Laboratory NEQAS records	320
% of donated blood units screened for HIV	National Health Laboratory NEQAS records	92%

STRATEGY I: PREVENTION

INTERVENTION 1: FEMALE SEX WORKERS, THEIR CLIENTS AND REGULAR SEXUAL PARTNERS

Impact/Outcome Targets	Size estimate	Baseline 2010	Target 2011	Results 2011
% of sex workers that are HIV infected	60,000	11.4% ⁽¹⁾	10%	9.4% ⁽²⁾
% of sex workers that report the use of condom with most recent client	60,000	95.85% ⁽³⁾	NA	NA
% of clients of sex workers that are HIV infected ⁽²⁾	5.6% of 15-49 pop	5.1% ⁽⁴⁾	3.3%	4.6% ⁽⁵⁾
Output/Coverage Targets				
Sex workers reached by package of BCC prevention and STI prevention /treatment	60,000	High 81,185 Low 46,395	55,000	High 62,420 Low 45,777
Sex workers receiving HIV test and post test counselling VCCT	60,000	12,107	NA	15,213
No of clients of female sex workers reached with HIV prevention programmes	5.6% of 15-49 pop	NA	88,122	362,355
Number of regular sexual partners of sex workers and clients reached with HIV prevention programmes	-	NA	10,000	4,315

Source: Operational Plan 2008-2011, M&E table

(1) HSS, 2010

(2) HSS 2011

(3) BSS 2007

(4) HIV prevalence of male STD patients from HSS 2011 as a proxy estimate for clients of sex workers

Partners working with sex workers, clients and their regular sexual partners:

AHRN, Alliance, AMI, AZG, CARE, IOM, Malteser, MANA, MDM, MSI, MSF CH, NAP, PGK, PSI, SARA, WV

Resources

The sex worker and client of sex workers programmes were funded nearly to the level requested in the Operational Plan. The actual unit costs appear slightly higher than planned. The expenditures include the costs of programmes aiming to reach clients of sex workers. Therefore, the actual unit costs per sex worker reached would be lower than calculated below. This will bring the actual unit costs close to the planned costs. It needs to be noted that the unit costs continue to show a large spread among different service providers. The range is from \$8 to \$168 per sex worker reached. This implies that very different services are provided by the service providers. There is a need to standardise the minimum package of services for sex worker prevention interventions.

Table 2: Planned and estimated actual unit costs for comprehensive prevention package – sex workers

Resources planned in Operational Plan 2011 ⁶	Unit cost per sex worker reached Operational Plan 2011	Expenditures 2011	Unit cost per sex worker reached
\$ 5,614,900	\$ 79	\$ 5,577,240	\$ 89

⁶Expenditures include interventions for clients of sex workers

Reach

Note that 2010 and 2011 data cannot be compared, since there have been attempts to reduce multiple counting by reporting organisations. As a result, the total number of sex workers reached in 2011 is lower than that in 2010.

As in previous years, there is the issue of several organisations working the same township. While this does not pose a problem in principle, there is a possibility that a sex worker is reached in the same location by more than one organisation. In order to address this, a count is made for each township where only the organisation with the highest number of reported sex workers reached is counted. This provides for the figures noted “Low”. In the case where all organisations are added up, the term “High” is used.

The above does not address the challenge of mobility. There are strong suggestions that sex workers are highly mobile. A change of township during the reporting period may lead to a sex worker being counted multiple times in different townships. There is no system in place to adjust for this.

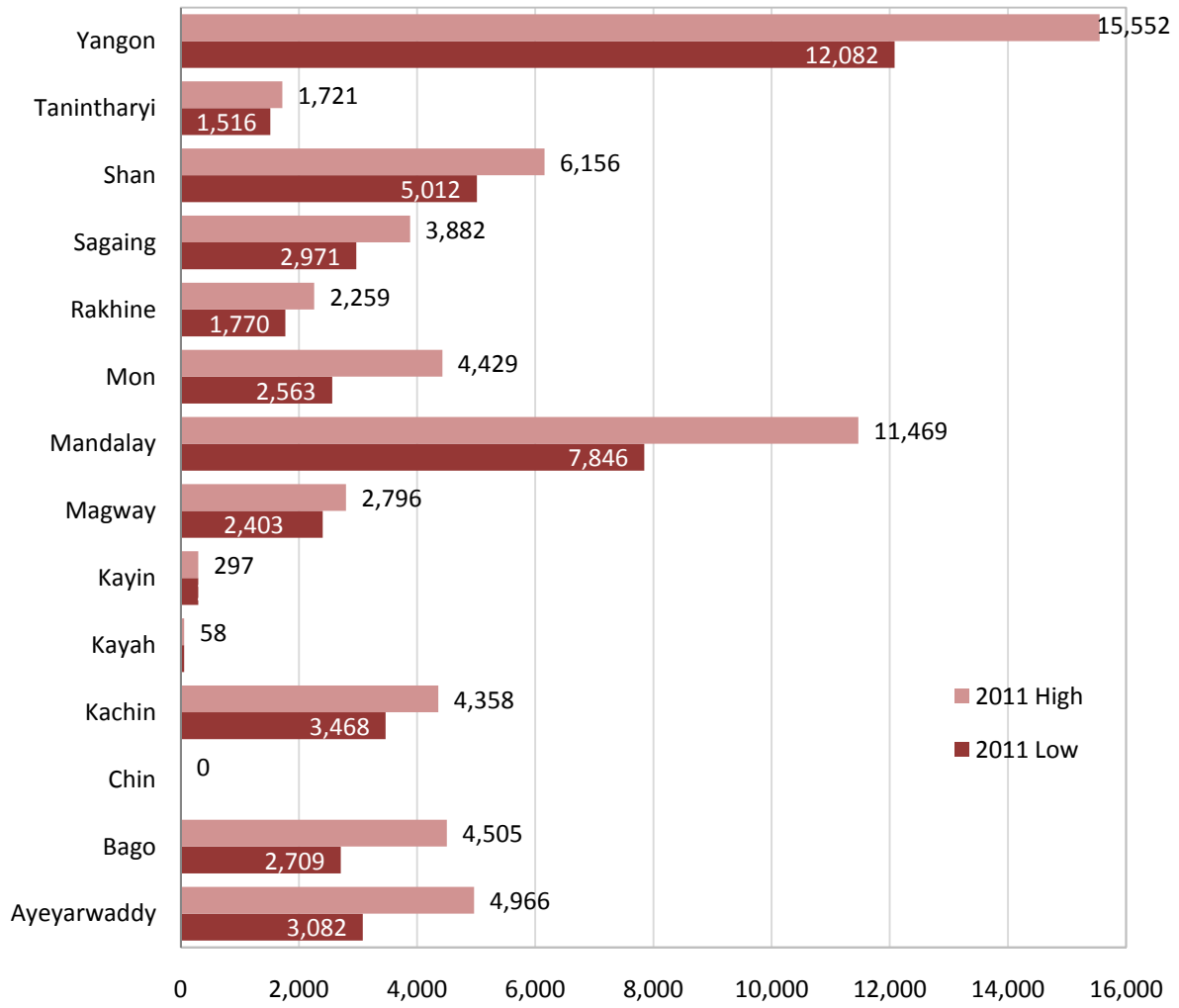
All organisations combined reached a total of 62,420 sex workers with prevention interventions. This is the figure reported as “High”. With the adjustments explained above, the total number of sex workers reached is 45,777. This corresponds to the figure reported as “Low”.

Table 3: Sex workers reached by organisation in 2011

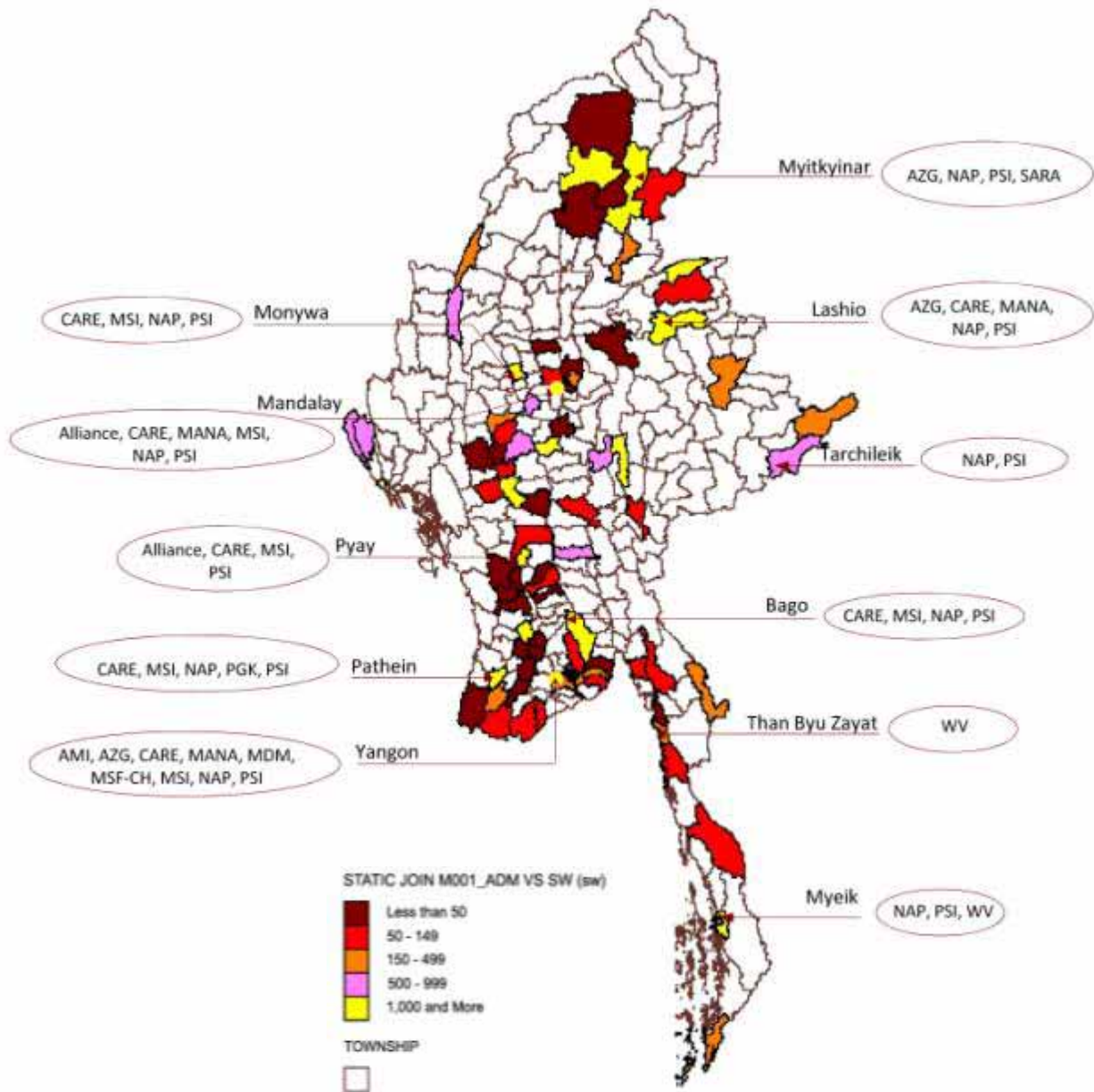
Organisation	Sex workers reached
AHRN	368
Alliance	2,628
AMI	644
AZG	5,501
CARE	570
IOM	222
Malteser	409
MANA	1,158
MDM	4,208
MSF CH	189
MSI	3,421
NAP	8,060
PGK	2,299
PSI	32,309
SARA	29
WV	405
Total	62,420

The biggest programmes for sex workers remained in Mandalay and Yangon. There were no reports for Chin state. Kayin and Kayah states have only very small numbers reported.

Figure 6: Sex workers reached by state and region for all organisations in 2011



Map 1: Distribution of services for sex workers by townships



As of 2011, organisations were asked to report the number of clients reached with targeted prevention interventions. There are some practical issues linked to counting clients of sex workers. Nevertheless some organisation has targeted programmes reaching men at locations where they are most likely to engage in sex work. The reported numbers are probably an overestimate.

Table 4: Clients of sex workers reached by organisation in 2011

Organisation	Clients of sex workers reached
AMI	2,338
AZG	2,632
CARE	272
Malteser	345
MANA	1,585
MSI	4,625
NAP	6,254
PSI	339,853
WVI	4,451
Total	362,355

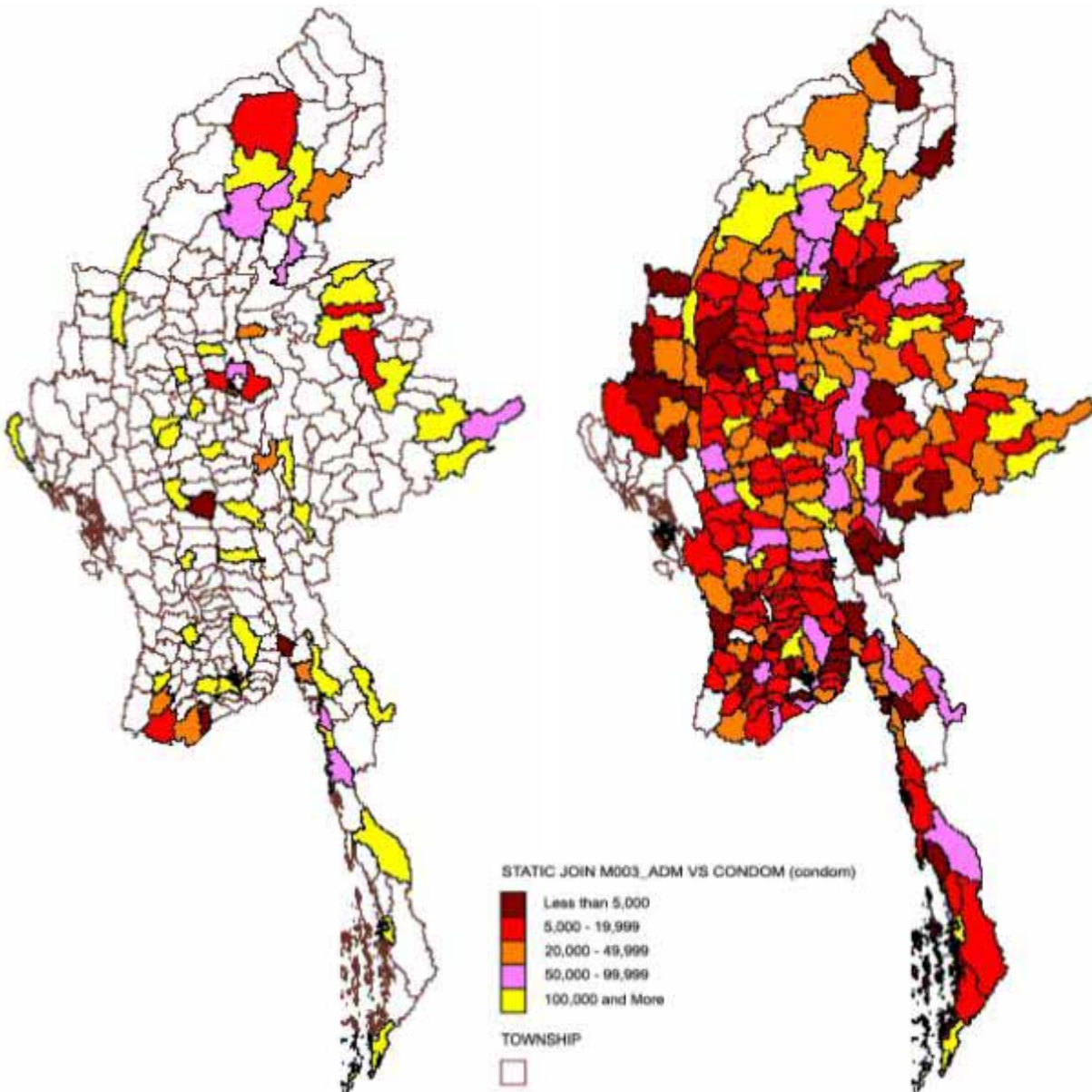
Table 5: Clients of sex workers reached by state and region in 2011

State & Region	Clients of Sex workers reached
Ayeyarwady	10,909
Bago	19,990
Chin	0
Kachin	9,787
Kayah	135
Kayin	125
Magway	25,693
Mandalay	90,639
Mon	15,735
Rakhine	1,272
Sagaing	23,262
Shan East	17,180
Shan North	22,231
Shan South	26,052
Tanintharyi	42,645
Yangon	56,700
Total	362,355

Map 2: Condom Distribution

Free distribution

Social Marketing



INTERVENTION 2: MEN WHO HAVE SEX WITH MEN AND THEIR REGULAR, FEMALE SEXUAL PARTNERS

Impact/Outcome Targets	Size estimate	Baseline 2010	Target 2011	Results 2011
% of MSM that are HIV infected	240,000	11.0% ⁽¹⁾	20.5%	7.8% ⁽²⁾
% of condom use by MSM at last anal sex	240,000	81.5% ⁽³⁾	-	-
Output/Coverage Targets				
MSM reached by package of BCC prevention and STI prevention/treatment	240,000	High 79,522 Low 54,863	65,000	High 64,740 Low 37,974
MSM receiving HIV test and post test counselling VCCT	240,000	6,932	16,250	12,535
Number of female sexual partners of men who have sex with men reached with HIV prevention programmes		NA	2,250	353

Source: Operational Plan, M&E table; HIV prevalence data from HIV Sentinel Surveillance

- (1) HSS 2010
- (2) HSS 2011
- (3) IBBS 2009

Partners working with men who have sex with men:

AFXB, Alliance, AMI, AZG, CARE, IOM, MANA, MBCA, MDM, MSI, NAP, PGK, PSI, SARA, WV

Resources

The expenditures for men who have sex with men prevention programmes nearly matched the planned amount. The actual unit costs are also close to the planned unit costs. The difference in unit costs between various service providers is large. These range from as low as \$ 4 per individual reached to over \$ 200 per individual. Some of the differences may stem from the way that budgets for men who have sex with men are reported. Nevertheless, there is a need to agree on a standard package of services to be provided.

Table 6: Planned and estimated unit costs for comprehensive prevention package – MSM

Resources planned in Operational Plan 2011	Unit cost per men who has sex with men reached Operational Plan 2011	Expenditures 2011	Unit cost per men who have sex with men reached
\$ 3,152,485	\$ 45	\$ 2,974,260	\$ 49

Reach

Note that 2010 and 2011 data cannot be compared, since there have been attempts to reduce multiple counting by reporting organisations. As a result, the total number of men who have sex with men reached in 2011 is lower than in 2010.

As in previous years, there is the issue of several organisations working the same township. While this does not pose a problem in principle, there is a possibility that an individual is reached in the same location by more than one organisation. In order to address this, a count is made for each township where only the organisation with the highest number of reported individuals reached is counted. This provides for the figures noted “Low”. In the case where the data of all organisations are added up, the term “High” is used.

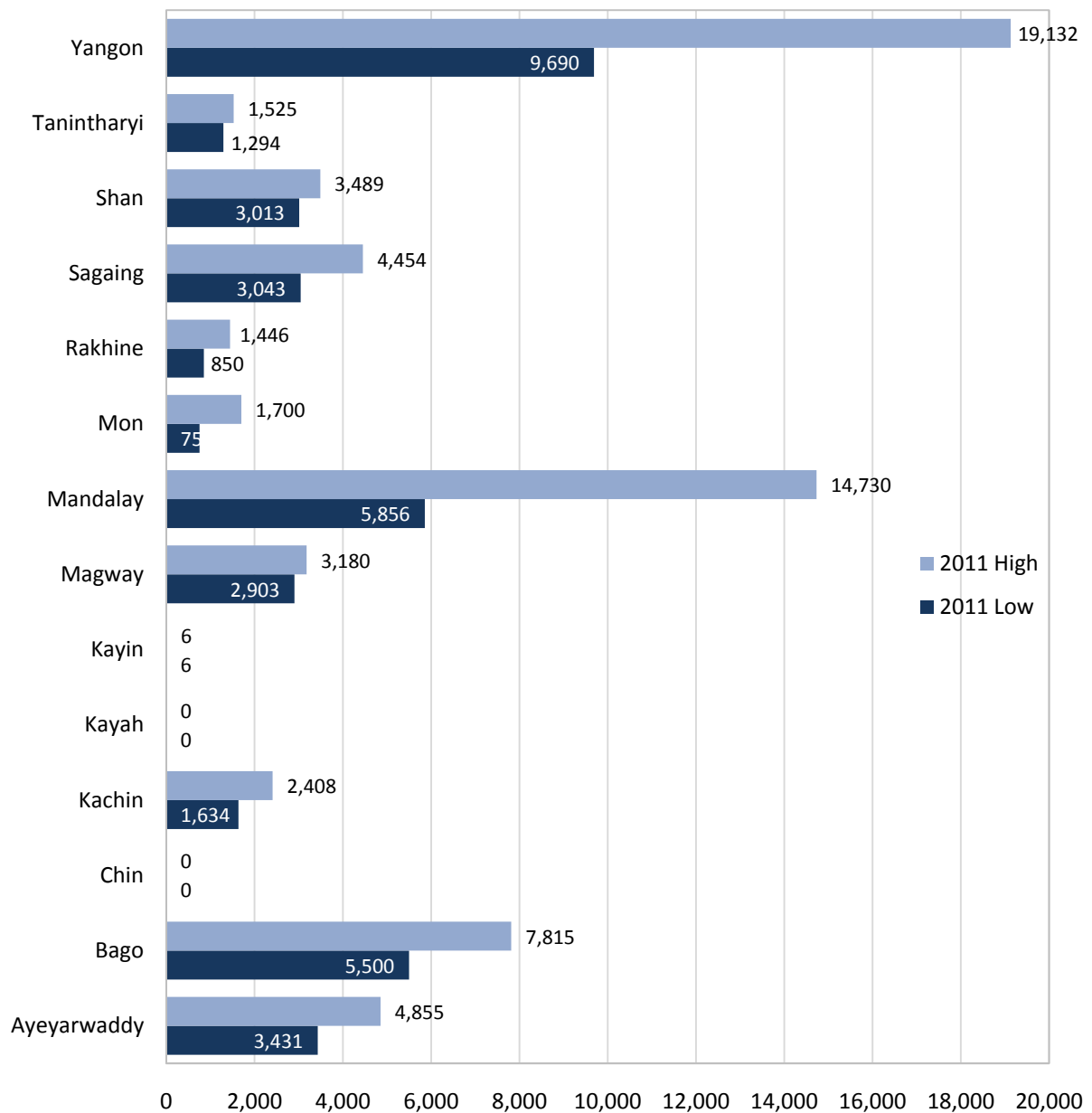
All organisations reported a total of 64,740 men who have sex with men reached in 2011. This is reported as “High”. With the adjustments explained above a total of 37,974 individuals were reached. This is the figure noted as “Low”.

Table 7: Men who have sex with men reached by organisation in 2011

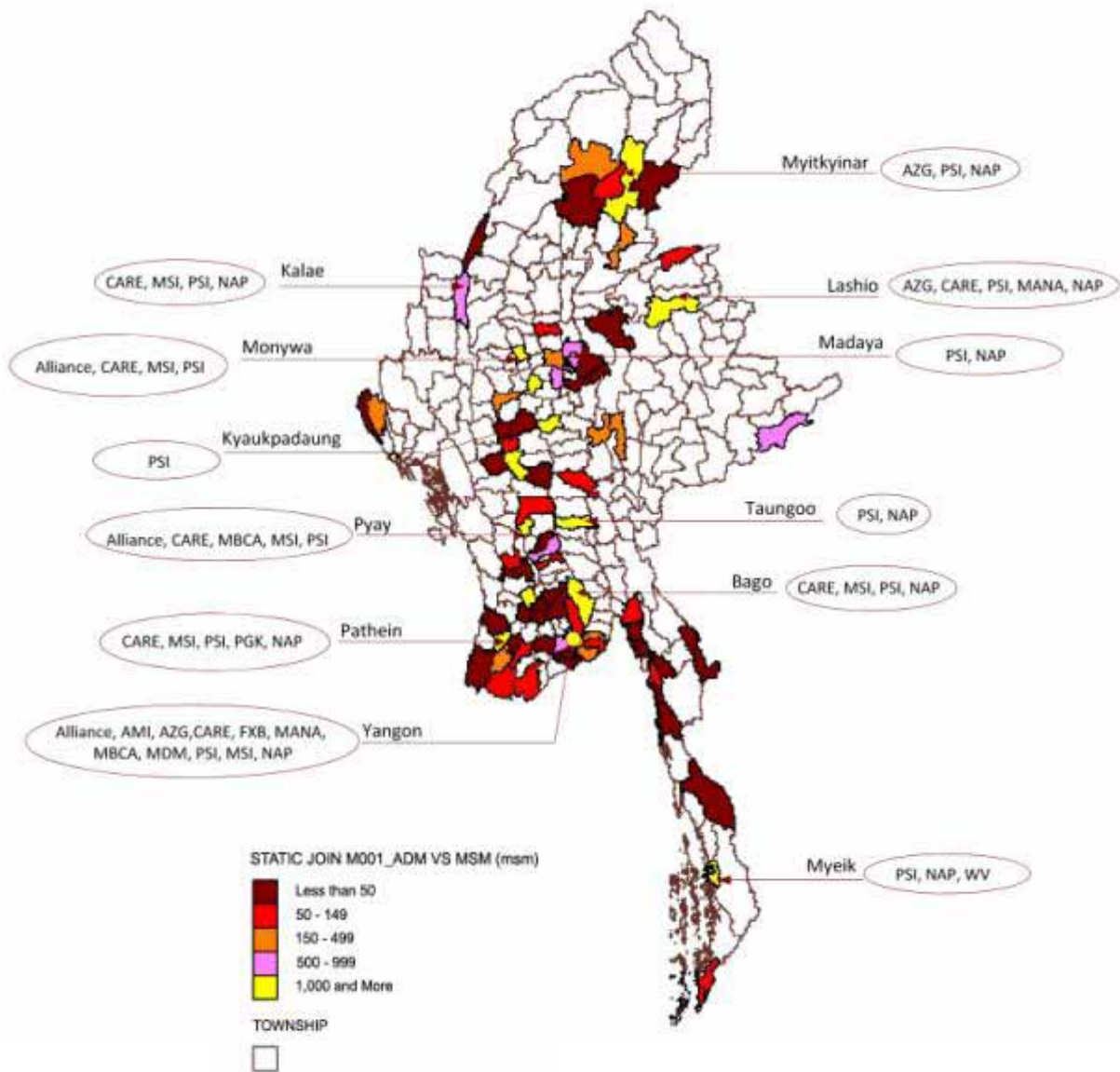
Organisation	2011
AFXB	690
Alliance	6,232
AMI	1,147
AZG	1,898
CARE	390
IOM	148
MANA	134
MBCA	5,769
MDM	3,524
MSI	529
NAP	4,070
PGK	2,348
PSI	37,737
SARA	13
WV	111
Total	64,740

Mandalay and Yangon reported the highest numbers of men who have sex with men reached with prevention interventions. This is not surprising, since men who have sex with men tend to be more visible and easier to reach in big cities. There is however also a large difference between the “High” and “Low” values in these two regions. This suggests that a number of organisations provide services in the same townships. This situation should be assessed to ensure that there is no overlap of services.

Figure 7: MSM reached by state and region for all organisations in 2011



Map 3: Distribution by townships of services for men who have sex with men



INTERVENTION 3: DRUG USERS

Impact/Outcome Targets	Size estimate	Baseline 2010	Target 2011	Results 2011
% of people who inject drugs who are HIV infected	75,000	28.1% ⁽¹⁾	31.2%	21.9% ⁽²⁾
% of people who inject drugs who used sterile needles and syringes at last injection	75,000	81% ⁽³⁾	-	-
% of condom use by PWID at last sex (paid partner)	75,000	77% ⁽³⁾	-	-
Output/Coverage Targets				
People who inject drugs / drug users reached with HIV prevention programme (Outreach) ⁽⁴⁾	-	-	10,000	21,529
People who inject drugs / drug users reached with HIV prevention programme (Drop in centre) ⁽⁴⁾	-	-	25,000	23,239
PWID receiving HIV test and post test counselling VCCT	75,000	3,616	5,000	3,614
Needles distributed to PWIDs (in millions)		6.9 m	8.0 m	9.2m
People on MMT	75,000	1,221	2,000	1,637
Number of regular sexual partners of PWIDs reached with HIV prevention programmes	-	-	5,138	2,429

Source: Operational Plan M&E table;

(1) HSS 2010

(2) HSS 2011

(3) BSS 2008

(4) Indicator changed from previous NSP

Partners working with drug users:

AHRN, AZG, Burnet Institute, CARE, CCDAC, Drug Treatment Centers, NAP, MANA, MBCA, MDM, MSI, SARA, UNODC, WHO

Resources

Harm reduction programmes were funded close to the level requested in the Operational Plan. The new NSP used different unit costs for the different components of harm reduction programmes. This was done to better reflect the different costs associated with outreach and drop-in centres. As result, the unit costs presented below are averages of different programmes. They cannot be used for the cost analysis of specific programmes. Nevertheless, the average unit costs were below the planned unit costs.

Table 8: Planned and estimated actual unit costs for comprehensive prevention package – PWIDs

Resources planned in Operational Plan 2011 (excluding MMT)	Unit cost per injecting drug user and drug user reached Operational Plan 2011 ⁷	Resources available 2011 (excluding MMT)	Unit cost per injecting drug user and drug user reached in drop-in centre
\$ 4,442,886	\$ 127	\$ 4,241,356	\$ 95

⁷ In the Operational Plan, the unit costs for outreach, drop-in centres and syringes are separately calculated. For the purpose of this report, an average is calculated.

Reach

More than 44,000 people who use and inject drugs were reportedly reached with HIV prevention interventions in 2011. About two thirds of the individuals reached were injecting drugs. Female drugs users and injectors remain a minority. The proportion of women using and drugs or injecting who are reached by outreach is substantially higher than through the drop-in centres. In the absence of size estimates it is difficult to assess whether these proportions represent the actual distribution of drug use between men and women. However, the proportion of women reached has grown over the recent years.

Table 9: Drug users and PWIDs reached

	Drug users		PWIDs	
	Total	Female %	Total	Female %
Outreach (individuals)	6,232	15%	15,297	5%
Drop-in-Centres (individuals)	8,283	7%	14,956	2%

The number of needles and syringes distributed has increased by 30% compared to 2011. The majority of needles and syringes were distributed in Kachin state (75%), followed by Shan state (13%). Sagaing region remained critically underserved despite reports of important pockets of drug use.

The organisations also reported a return rate of 74% of the needles and syringes distributed. It is important to have a good return rate, since discarded needles and syringes often lead to tensions in the communities where harm reduction programmes operate.

Figure 8: Needles and syringes distributed 2003 - 2011

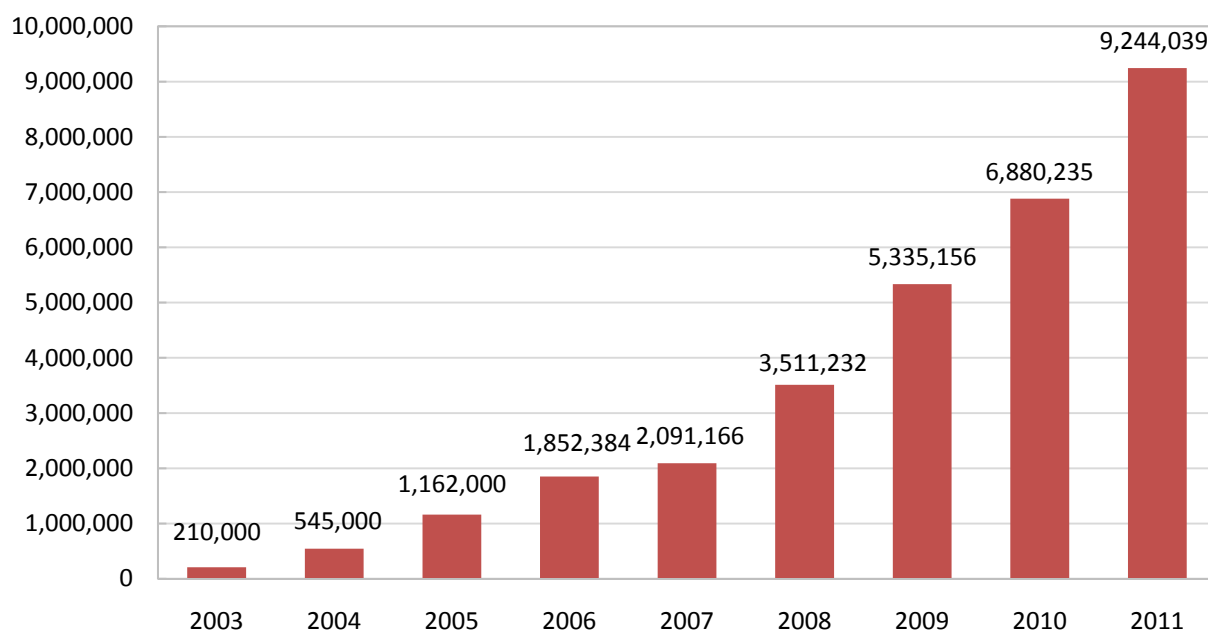
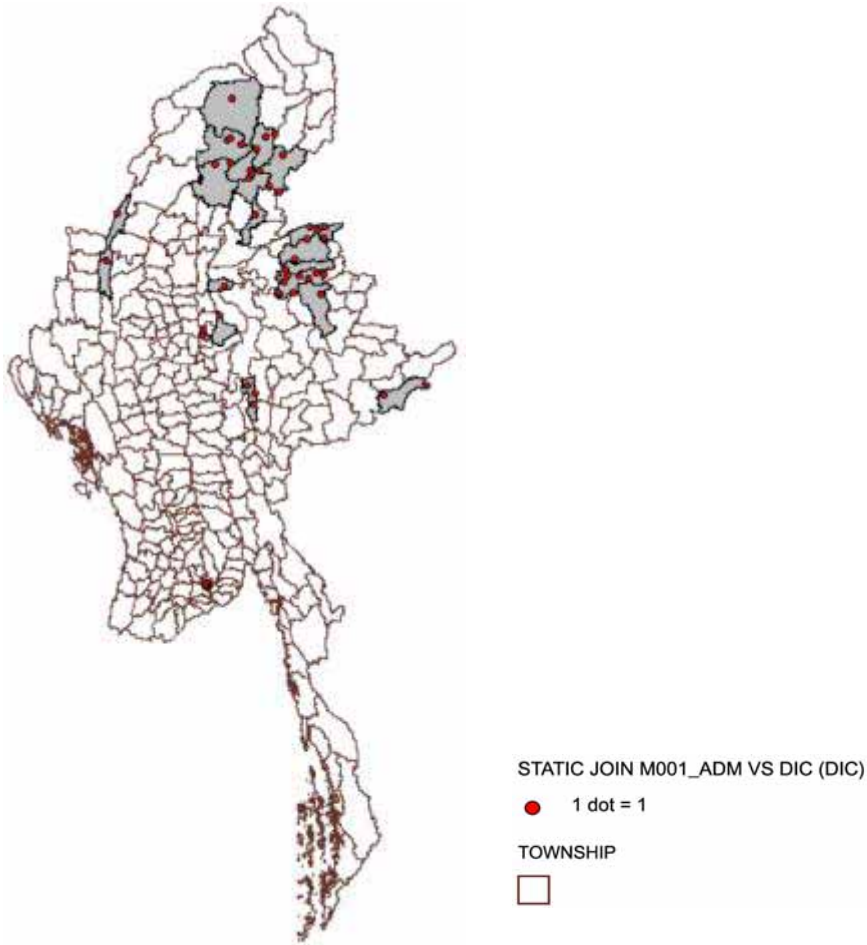


Table 10: Needles and syringes distributed by organisation and state/region in 2011

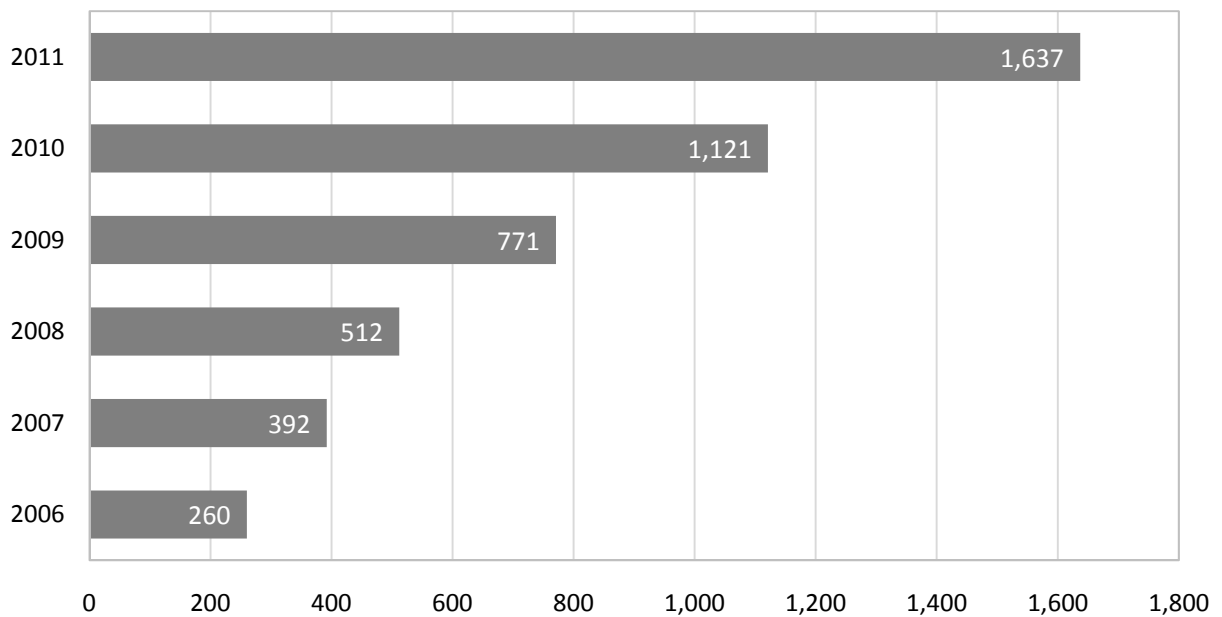
State & Region / Township	AHRN	AZG	CARE	MDM	MANA	SARA	UNODC	TOTAL
Kachin	3,443,007	181,243	0	1,354,896	0	382,275	1,576,856	6,938,277
Bamoh	73,909							73,909
Mogaung				603,602		78,822		682,424
Mohnyin				262,510		126,313		388,823
Myitkyina				488,784		97,736	422,976	1,009,496
Hpakan	3,200,600	181,243					1,153,880	4,535,723
Tanai						37,993		37,993
Waingmaw	168,498					41,411		209,909
Mandalay			16,040		76,580		423,247	515,867
Aungmyaythazan			16,040				408,993	425,033
Pyigyitagon					76,580			76,580
Mogoke							14,248	14,248
Pyinoolwin							6	6
Rakhine		499,347						499,347
Sittwe		1,977						1,977
Buthidaung		497,370						497,370
Sagaing			3,505					3,505
Kale			325					325
Tamu			3,180					3,180
Shan	302,944	21,388	8,354		248,242		663,110	1,244,038
Lashio	233,992	2,823	8,354		143,972		294,014	683,155
Thangyan							2,085	2,085
Hsenii							91,986	91,986
Laukkaing	68,952							68,952
Kutkai					56,263			56,263
Muse		7,669			47,400		129,093	184,162
Monghsu		10,896						10,896
Taunggyi					607		36,929	37,536
Tachileik							109,003	109,003
Yangon					34,508		8,497	43,005
Tamwe					13,498			13,498
Thingangyun							8,497	8,497
Yankin					21,010			21,010
Total	3,745,951	701,978	27,899	1,354,896	359,330	382,275	2,671,710	9,244,039

Map 4: Distribution of DIC by township



The scale up of the methadone programme continued slowly but steady. Security concerns in some areas of Kachin and Shan states hampered the opening of new sites.

Figure 9: People on MMT 2006 - 2011



INTERVENTION 4: PRISON OR REHABILITATION FACILITY POPULATION

Output/Coverage Targets	Size estimate	Baseline 2010	Target 2011	Results 2011
Prisoners reached by health education	62,300 ⁽¹⁾	9,486	49,840	4,707

Source: Operational Plan M&E table

(1) Statistical Yearbook 2001

Partners working with prison or rehabilitation facility population:

AHRN, MSF CH, MANA, NAP

Resources

Limited resources were available to programmes working with prison and rehabilitation facility populations. Access to facilities remains a key challenge for scaling up services for these areas of HIV prevention.

Table 11: Planned and estimated actual unit costs for comprehensive prevention package – institutionalized population

Resources planned in Operational Plan 2011	Unit cost per institutionalized person reached Operational Plan 2011	Resources available 2011	Unit cost per institutionalized person reached ⁸
\$ 237,125	\$ 9	\$ 30,000	\$ 18

Reach

Table 12: Institutionalized population reached by organisation in 2011

Organisation	Male	Female	Total
AHRN	349	29	378
MANA	550	387	937
MSF CH	149	221	370
NAP	1,759	1,263	3,022
Total	2,807	1,900	4,707

⁸ Calculation of unit cost without NAP results since they did not report any expenditures under this heading

Table 13: Institutionalized population reached by state and region in 2011

State & Region	Male	Female	Total
Ayeyarwady	116		116
Bago	75	58	133
Chin	-	-	-
Kachin	175	165	340
Kayah	200	53	253
Kayin	120	700	820
Magway	-	-	-
Mandalay	1,146	426	1,572
Mon	-	-	-
Rakhine	6	1	7
Sagaing	3	9	12
Shan	549	70	619
Tanintharyi	268	128	396
Yangon	149	290	439
Total	2,807	1,900	4,707

INTERVENTION 5: MOBILE AND MIGRANT POPULATIONS AND COMMUNITIES AFFECTED BY POPULATION MOVEMENT

Output/Coverage Targets	Denominator	Baseline 2010	Target 2011	Results 2011
Mobile and migrant population reached by package of prevention programme	NA	54,613	150,000	24,255

Source: Operational Plan M&E table
 (1) NAP Progress Report 2010
 (2) NSP 2011-2015

Partners working with mobile population:
 AMI, AZG, IOM, Malteser, MSF-CH, MANA, MBCA, NAP

Resources

Only one third of the planned resources were available to mobile and migrant population programmes.

Table 14: Planned and estimated actual unit costs for comprehensive prevention package- mobile population

Resources planned in Operational Plan 2011	Unit cost per mobile population reached Operational Plan 2011	Resources available 2011	Unit cost per mobile population reached
\$ 730,964	\$ 5	223,980	\$ 9

Reach

Table 15: Mobile population reached by organisation in 2011

Organisation	Male	Female	Total
AMI	35	-	35
AZG	4,341	614	4,955
IOM	2,110	2,593	4,703
Malteser	720	737	1,457
MANA	190	11	201
MBCA	135	-	135
MSF-CH	622	555	1,177
NAP	8,151	3,441	11,592
Total	16,304	7,951	24,255

Table 16: Mobile population reached by state and region in 2011

State &Region	Male	Female	Total
Ayeyarwady	1,718	258	1,976
Bago	230	120	350
Chin	-	-	-
Kachin	4,143	668	4,811
Kayah	280	40	320
Kayin	535	301	836
Magway	829	782	1,611
Mandalay	534	242	776
Mon	2,221	2,649	4,870
Rakhine	330		330
Sagaing	355	337	692
Shan	1,566	854	2,420
Tanintharyi	2,912	1,622	4,534
Yangon	651	78	729
Total	16,304	7,951	24,255

INTERVENTION 6: UNIFORMED SERVICES PERSONNEL

Output/Coverage Targets	Denominator	Baseline 2010	Target 2011	Results 2011
Uniformed personnel reached by package of prevention programme	NA	11,962	30,000	8,560

Source: Operational Plan M&E table

Partners working with uniformed services:

AMI, AZG, Malteser, MANA, NAP, UNODC

Resources

Table 17: Planned and estimated actual unit costs for comprehensive prevention package – uniformed services

Resources planned in Operational Plan 2011	Unit cost per uniformed person reached Operational Plan 2011	Resources available 2011	Unit cost per uniformed person reached
\$ 232,534	\$ 8	\$ 24,947	\$ 3

Reach

Table 18: Uniformed services personnel reached by organisation in 2011

Organisation	AMI	AZG	Malteser	MANA	NAP	UNODC	Total
Male	22	237	211	189	5,158	168	5,985
Female	-	81	45	124	2,320	5	2,575
Total	22	318	256	313	7,478	173	8,560

INTERVENTION7: YOUNG PEOPLE

Impact/Outcome Targets	Denominator	Baseline 2010	Target 2011	Results 2011
% of young people that are HIV infected ⁽¹⁾	NA	0.76% ⁽²⁾	0.85%	0.65% ⁽³⁾
% of condom use by young people at last paid sex	NA	90% ⁽⁴⁾	-	-
Output/Coverage Targets				
Out of school youth (15-24) reached by prevention programme	2,653,750 ⁽⁵⁾	322,717	200,000	64,308

Source: Operational Plan M&E table; HIV prevalence data from HIV Sentinel Surveillance

(1) Proxy used from HSS: Pregnant women attending ANC services aged 15-24

(2) HSS 2010

(3) HSS 2011

(4) BSS 2008

(5) NSP 2011-2015

Partners working with young people:

IOM, Malteser, MSI, WV, MANA, MRCS, UNODC, NAP

Resources

Table 19: Planned and estimated actual unit costs for prevention package – OSY

Resources planned in Operational Plan 2011	Unit cost per OSY reached Operational Plan 2011	Resources available 2011	Unit cost per OSY reached
\$ 1,329,054	\$ 7	\$ 1,886,310	\$ 29

Reach

Table 20: Out of school youth reached by organisation in 2011

Organisation	Male	Female	Total
IOM	655	641	1,296
Malteser	444	486	930
MSI	3,170	2,879	6,049
WV	1,379	2,205	3,584
MANA	24	340	364
MRCS	15,884	19,188	35,072
UNODC	113	130	243
NAP	9,182	7,588	16,770
Total	30,851	33,457	64,308

Table 21: Out of school reached by state and region in 2011

State & Region	Male	Female	Total
Ayeyarwady	5,633	6,777	12,410
Bago	3,914	4,414	8,328
Chin	-	-	-
Kachin	20	12	32
Kayah	149	64	213
Kayin	615	672	1,287
Magway	6,486	8,865	15,351
Mandalay	5,238	3,878	9,116
Mon	1,101	1,091	2,192
Rakhine	-	-	-
Sagaing	398	429	827
Shan	1,669	2,478	4,147
Tanintharyi	786	1,177	1,963
Yangon	4,842	3,600	8,442
Total	30,851	33,457	64,308

INTERVENTION 8: WORKPLACE

Output/Coverage Targets	Size estimate	Baseline 2010	Target 2011	Results 2011
Number of people in workplace reached by package of prevention programme	NA	58,832	100,000	20,221

Source: Operational Plan M&E table

Partners working with workplace HIV prevention activities:

AMI, AZG, IOM, MANA, MBCA, Malteser, NAP

Resources

Table 22: Planned and estimated actual unit costs for comprehensive prevention package – workplace

Resources planned in Operational Plan 2011	Unit cost per worker reached Operational Plan 2011	Resources available 2011	Unit cost per worker reached
\$ 372,670	\$ 4	\$ 79,879	\$ 4

Reach

Table 23: People reached through workplace programmes by organisation in 2011

Organisation	Male	Female	Total
AMI	63	0	63
AZG	726	273	999
IOM	2,460	3,882	6,342
MANA	80	254	334
MBCA	3,285	2,662	5,947
Malteser	539	729	1,268
NAP	3,598	1,670	5,268
Total	10,751	9,470	20,221

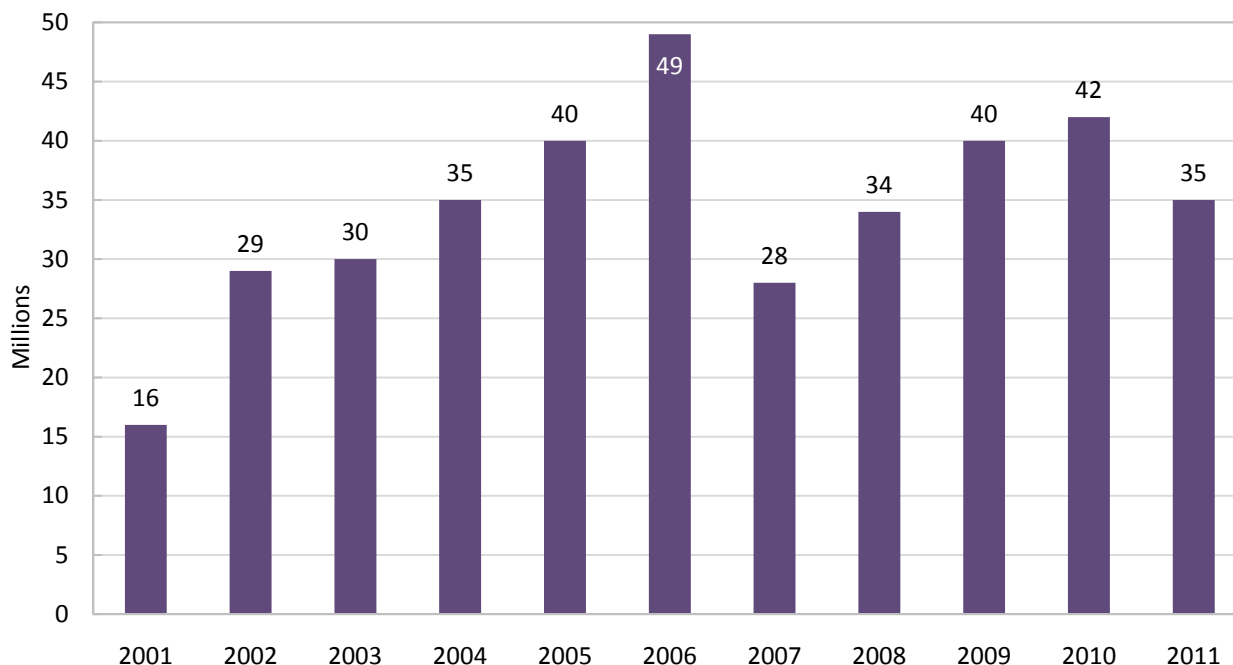
Table 24: People reached through workplace programmes by state and region in 2011

State & Region	Male	Female	Total
Ayeyarwady	405	130	535
Bago	911	447	1,358
Chin	-	-	-
Kachin	95	119	214
Kayah	150	25	175
Kayin	136	215	351
Magway	1,053	520	1,573
Mandalay	920	619	1,539
Mon	2,491	3,902	6,393
Rakhine	767	240	1,007
Sagaing	800	451	1,251
Shan East	137	371	508
Shan North	500	527	1,027
Shan South	13	6	19
Tanintharyi	916	343	1,259
Yangon	1,457	1,555	3,012
Total	10,751	9,470	20,221

CONDOMS

In 2011, about 7 million condoms less than in 2010 were distributed. The decline concerned the free distribution as well as the socially marketed condoms. A combination of factors may be responsible. The private for-profit market saw new entrants that do not report to the national system.

Figure 10: Condom distributed – free distribution and social marketing 2001-2011



HIV COUNSELLING AND TESTING

Table 25: Number of target population receiving HIV test and post-test counselling 2011

Organisation	FSW	Clients	MSM	PWID	Others	Total
AHRN				681		681
AMI	98	563	63			724
AZG	475	7,582	97	390		8,544
Burnet			39			39
Malteser	112	129				241
MANA	638	422	62	808	754	2,684
MDM	887		583	752	386	2,608
MSF-CH					3,479	3,479
MSI	1,529	2,890	355			4,774
NAP	3,200	7,794	1,472	647	7,179	20,292
PSI	8,207		9,844		8,620	26,671
SARA				44		44
UNODC				292	23	315
WV	67	153	20		6	246
Total	15,213	19,533	12,535	3,614	20,447	71,342

Testing and counselling coverage for key populations at risk remains far from the desired coverage. For example, sex workers should undergo HIV testing and counselling at least once a year. However,

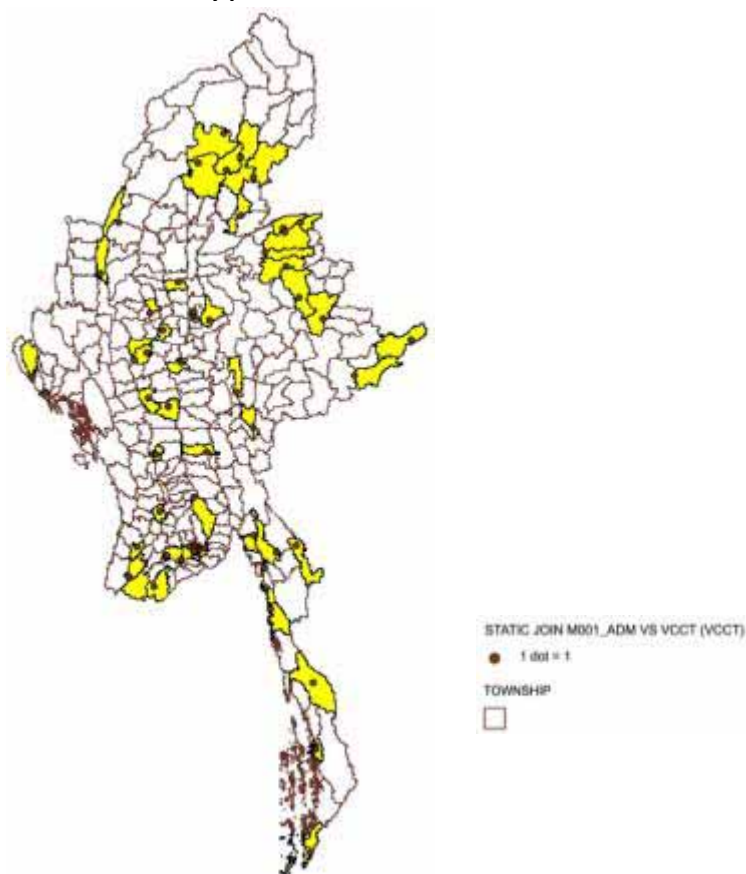
the data indicates that the coverage is closer to 25%. People who inject drugs showed no increase from 2010.

The number of service delivery points as well as the number of organisations providing integrated counselling and testing services remains limited.

Table 26: Number of target population receiving HIV test and post-test counselling by state and region 2011

State & Region	FSW	Clients	MSM	PWID	RP	Total
Ayeyarwady	1,505	1,847	1,533		1,103	5,988
Bago	1,685	1,195	1,657	277	200	5,014
Chin	-	-	-	-	-	-
Kachin	286	2,749	219	1,547	422	5,223
Kayah	2	135			30	167
Kayin	18	63	4	3	58	146
Magway	59	805	44		1,003	1,911
Mandalay	4,069	2,924	3,465	222	3,248	13,928
Mon	1,087	702	287	2	233	2,311
Rakhine	174	1,440	51	9		1,674
Sagaing	511	724	432	17	208	1,892
Shan East	76	194	11	33	85	399
Shan North	490	1,796	210	1,303	1,215	5,014
Shan South	110	244	10	9	233	606
Tanintharyi	426	510	177		3,302	4,415
Yangon	4,715	4,205	4,435	192	9,107	22,654
Total	15,213	19,533	12,535	3,614	20,447	71,342

Map 5: Distribution of VCCT service delivery points



Treatment of sexually transmitted infections (STI)

The reported number of STI treatments has nearly halved from 2010. It is not clear whether this is related to a real drop in the number of individuals receiving STI treatment or whether improved registration and reporting has resulted in reduced multiple reporting of STI patients.

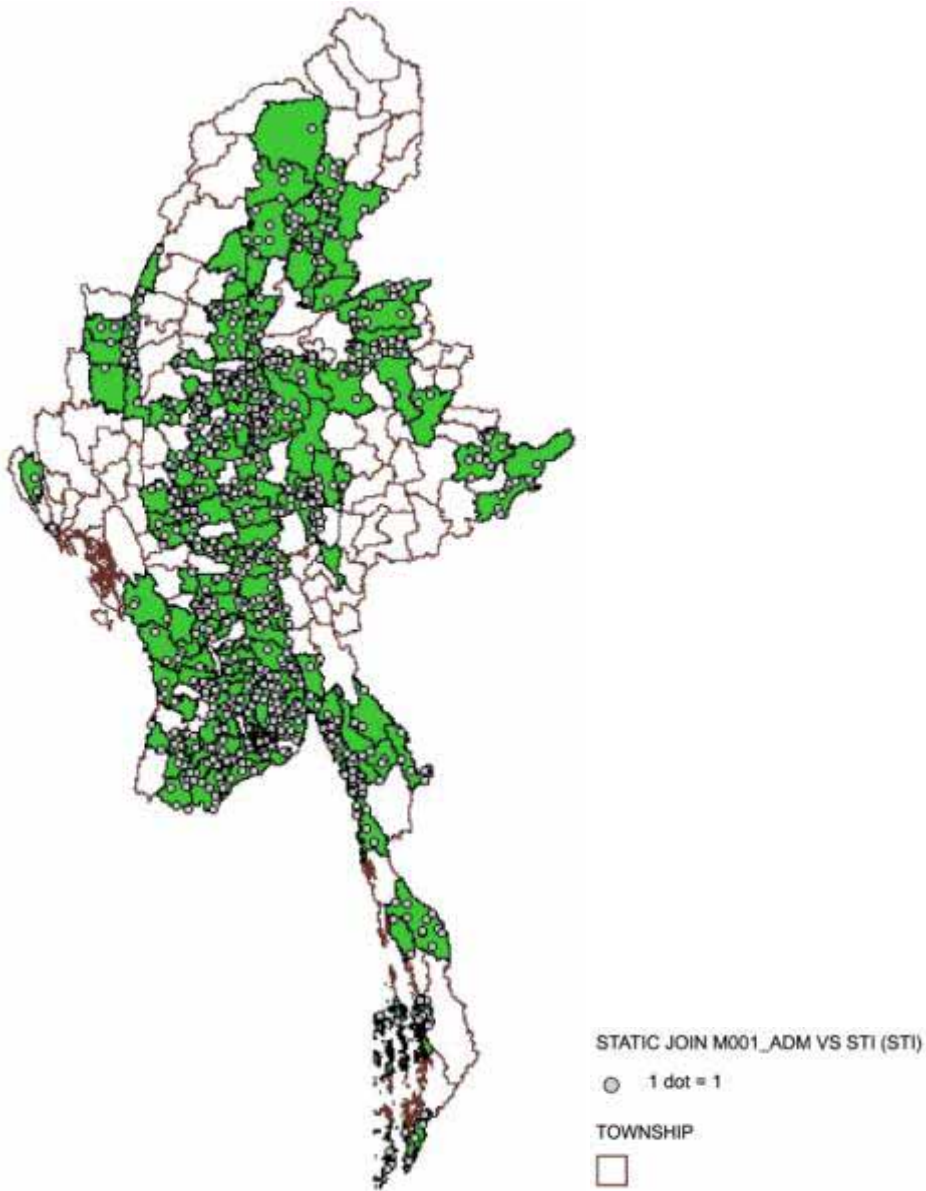
Table 27: People receiving STI treatment by organisation in 2011

Organisation	FSW	Clients	MSM	PWID	Others	Total
AHRN	193			127		320
AMI	104	298	50			452
AZG	1,622	1,729	132	12		3,495
Burnet			5			5
IOM	19	40	1		31	91
Malteser	92	67				159
MANA	1	9		25	9	44
MDM	1,055		739	163	159	2,116
MSF-CH				-	181	181
MSI	2,022	4,625	204	-		6,851
NAP	818	3,162	292	64	2,823	7,497
PGK	84	14	20			118
PSI	4,329	36,561	5,276		20,392	66,558
SARA	2			32		34
UNODC				75	17	92
Total	10,341	46,505	6,719	498	23,612	88,275

Table 28: People receiving STI treatment by state and region in 2011

State & Region	FSW	Clients	MSM	PWID	Others	Total
Ayeyarwady	661	3,690	885	0	2,278	7,517
Bago	1,165	7,061	1,060	-	4,099	13,398
Chin	0	8	0	0	18	26
Kachin	891	895	233	309	422	2,771
Kayah	0	36	0	0	20	56
Kayin	11	1,106	0	0	438	1,831
Magway	277	2,556	177	32	755	3,876
Mandalay	1,386	7,622	1,102	27	2,719	12,863
Mon	499	2,697	476	1	1,683	5,356
Rakhine	233	789	50	2	9	1,083
Sagaing	466	3860	253	0	2,114	6,693
Shan East	62	257	33	26	263	641
Shan North	440	830	107	93	648	2,121
Shan South	75	663	112	5	331	1,186
Tanintharyi	151	1213	140	0	1,255	2,759
Yangon	4,024	13,222	2,091	3	6,560	26,098
Total	10,341	46,505	6,719	498	23,612	88,275

Map 6: Distribution of STI service delivery points and STI treatment by townships



STRATEGY II: COMPREHENSIVE CONTINUUM OF CARE FOR PEOPLE LIVING WITH HIV

INTERVENTION 1: VCCT, TB, ART COMMUNITY HOME-BASED CARE, HEALTH FACILITY-BASED CARE AND REFERRAL

Impact/Outcome Targets	Size estimate	Baseline 2010	Target 2011	Results 2011
% People still alive at 1 year after initiation of ART	NA	89% ⁽¹⁾	81%	87% ⁽²⁾
% People still alive at 2 years after initiation of ART	NA	NA	81%	85% ⁽²⁾
Output/Coverage Targets				
Number of Adult with advanced HIV infection receiving ART	89,038	27,715	30,200	37,133
Number of Children with advanced HIV infection receiving ART	4,158	2,110	1,800	2,995
Number of people receiving Cotrimoxazole as prophylaxis who are not on ART	NA	52,212 ⁽³⁾	10,000	27,956
Number of TB patients who are tested positive for HIV and have started ART during the reporting period	NA	NA	2,127	5,735

Source: Operational Plan M&E table;

(1) MSF Holland cohort

(2) NAP, MSF-H, MSF-CH cohort

(3) 2010 not comparable with 2011; 2010 figures likely to include contacts as well as ART patients

(4) NTP, Dual TB and ART providing health services

Care, treatment and support –ART

Partners working with care, treatment and support:

AHRN, Alliance, AMI, AZG, Burnet, CARE, Consortium, AFXB, IOM, Malteser, MANA, MNMA, MSF-CH, MSI, NAP, PGK, PSI, RMO, UNODC

Resources

About US\$ 4 million more than budgeted were available for ART in 2011. This translated into a substantial scale up in the provision of ART. The unit costs were about 10% higher than planned.

Table 29: Planned and estimated actual unit costs for ART

Resources planned in Operational Plan 2011	Unit cost per person ⁽¹⁾ Operational Plan 2011	Resources available 2011	Unit cost per person ⁽²⁾
\$ 14,780,485	\$ 423	\$ 18,924,031	\$ 472

(1) Adults only; children were budgeted slightly higher at \$ 475 per child and year

(2) Adults and children

Reach

Organisations reported a total of 27,956 people who received Cotrimoxazole prophylaxis. This indicates a large number of people with known HIV status will require ARV treatment in the near future. There appear to be some issues with recording the number of individuals on long-term prophylaxis and the total number of reported may be over reported.

Table 30: People receiving Cotrimoxazole prophylaxis by organisation 2011

Organisation	Male	Female	Total
AHRN	622	74	696
Alliance	264	227	491
AMI	250	189	439
AZG	3,142	2,387	5,529
AFXB	297	254	551
Burnet	256	225	481
CARE	264	212	476
Consortium	37	39	76
IOM	222	288	510
Malteser	160	166	326
MSF-CH	31	50	81
MDM	1,195	412	1,607
MANA	304	88	392
MNMA	1,320	1,331	2,651
MSI	597	736	1,333
NAP	5,069	4,838	9,907
PGK	699	764	1,463
PSI	459	181	640
RMO	165	89	254
UNODC	51	2	53
Total	15,404	12,552	27,956

There was a considerable scale in the provision of ART. By the end of 2011 over 40,000 children and adults received ARV treatment. This is an increase of nearly 35% from the end of 2010. The largest number of people on ARV treatment are found in Yangon, followed by Kachin, Mandalay and Shan. Together these four states and regions constitute nearly 85% of the national total treatment capacity. The dry zone and the delta have particularly low capacity of ART. It is known however that many people from these areas seek treatment in Yangon and Mandalay. In the medium and long term, this will need to be addressed through further decentralisation and the establishment of additional points of services delivery in these areas. The same applies to the border areas in Kayah, Kayin and Chin states, even though the population concerned is much smaller.

The public sector has seen a particularly impressive scale up. By the end of 2011, over 30% of all ARV patients received their treatment in public health facilities. The public sector plus MSF Holland and MSF Switzerland provided close to 90% of all ART in the country. The Government provided ART in 46 sites, whereas the NGOs had 54 sites. However, the number of people receiving treatment in these sites differ greatly, with some sites having only very few patients.

A total of 2,995 children were reported to be on treatment. Among those children, 27 were less than one year old and another 601 were aged 1 to 4. Compared to the total estimated need of 4,148 children in need of treatment, this amounts to a coverage of over 70%. With view to the much lower

coverage rate for adults, it seems plausible that the estimated treatment needs for children is an underestimate.

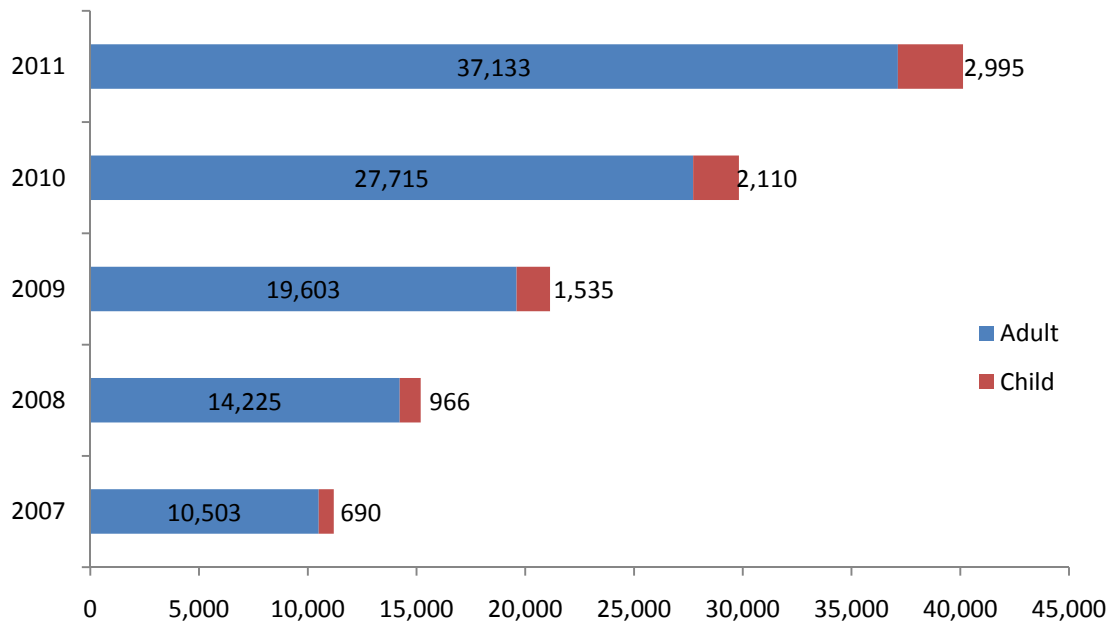
Table 31: People receiving ART – by state and region

State & Region	People on ART		Total	As % of total
	Male	Female		
Ayeyarwady	157	83	240	0.60%
Bago	132	89	221	0.55%
Chin	-	-	-	0.00%
Kachin	3,272	3,128	6,400	15.95%
Kayah	22	18	40	0.10%
Kayin	49	82	131	0.33%
Magway	546	466	1,012	2.52%
Mandalay	3,407	2,265	5,672	14.13%
Mon	388	427	815	2.03%
Rakhine	374	291	665	1.66%
Sagaing	298	244	542	1.35%
Shan East	193	244	437	1.09%
Shan North	2,022	1,793	3,815	9.51%
Shan South	435	397	832	2.07%
Tanintharyi	1,319	1,132	2,451	6.11%
Yangon	9,883	6,972	16,855	42.00%
Total	22,497	17,631	40,128	100.00%

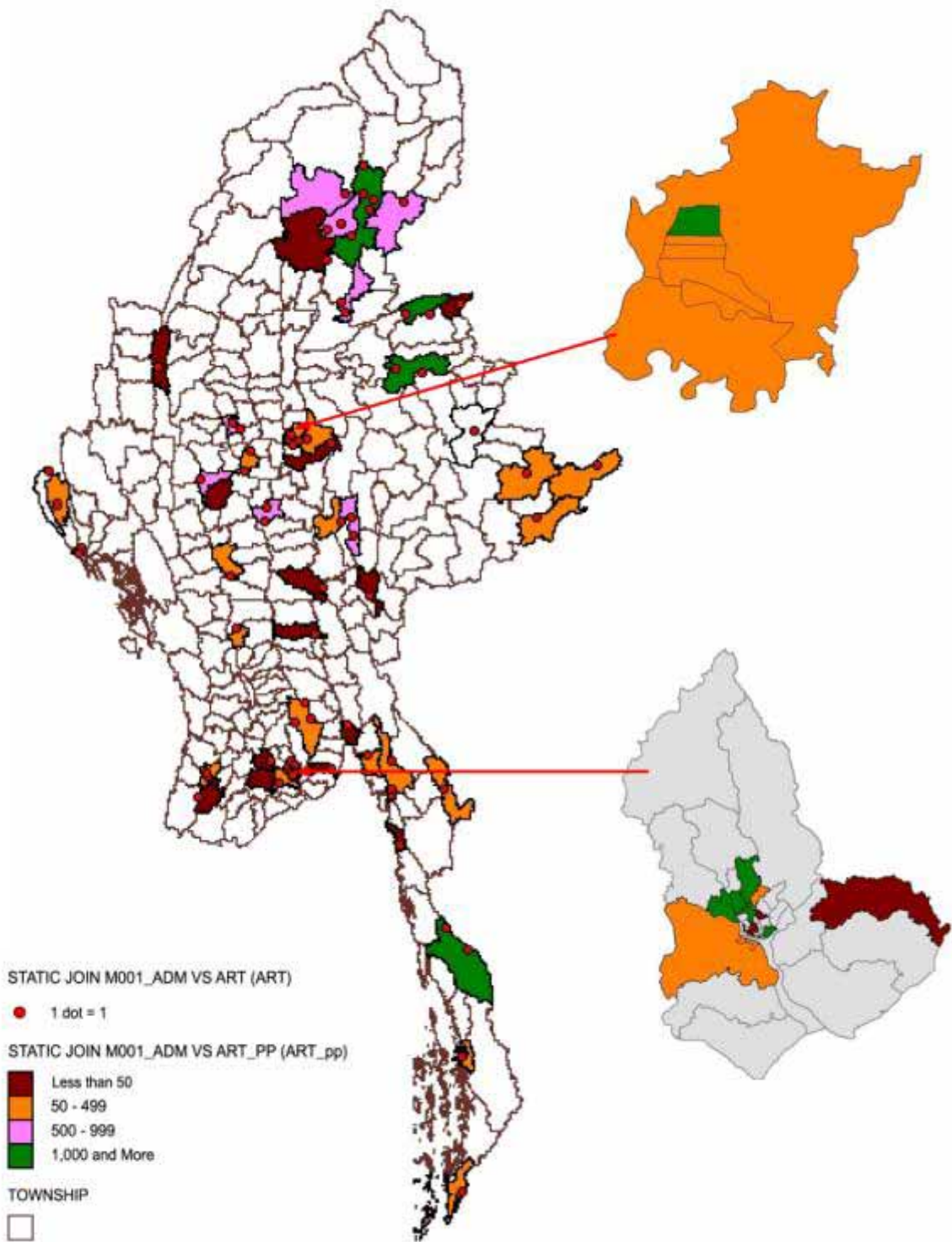
Table 32: People receiving ART by organisation

State & Region	Children		Adults		People on ART	As % of total
	Male	Female	Male	Female		
AHRN	0	1	19	13	33	0.08%
Alliance			239	204	443	1.10%
AMI	31	15	291	232	569	1.42%
Burnet	3	3	83	85	174	0.43%
Consortium	12	15	157	114	298	0.74%
FXB	15	8	167	163	353	0.88%
IOM	25	20	169	203	417	1.04%
Malteser	11	14	94	102	221	0.55%
MDM	10	15	832	361	1,218	3.04%
MSF-CH	96	121	1,216	956	2,389	5.95%
MSF-H	775	661	10,555	8,732	20,723	51.64%
NAP	257	250	2,240	1,730	4,477	11.16%
PSI			82	30	112	0.28%
Pyi Gyi Khin			118	129	247	0.62%
Rattana Metta			134	105	239	0.60%
UNION	324	313	4,541	3,037	8,215	20.47%
Total	1,556	1,436	20,937	16,196	40,128	100.00%

Figure 11: People receiving ARV 2007–2011



Map 7: Distribution by townships of people receiving ART and ART sites



INTERVENTION 2: PREVENTION OF MOTHER-TO-CHILD TRANSMISSION OF HIV (PMCT)

Impact/Outcome Targets	Denominator	Baseline 2010	Target 2011	Results 2011
% of infant born to HIV infected mother that are HIV infected	3,752 ⁽¹⁾	23% ⁽²⁾	15%	13% ⁽¹⁾
% of Pregnant women who are HIV infected	NA	0.9 ⁽³⁾	0.90	0.9 ⁽⁴⁾
Output/Coverage Targets				
Pregnant women receiving HIV pre-test counselling	1,391,813 ⁽⁵⁾	540,283	400,000	578,276
Pregnant women receiving HIV post-test counselling	1,391,813 ⁽⁵⁾	250,938	240,000	324,649
Number of HIV-positive pregnant women receiving ARV prophylaxis for PMCT	3,752 ⁽¹⁾	2,488 ⁽³⁾	2,520	3,132

Source: Operational Plan M&E table

(1) HIV Estimates and Projections, Myanmar 2010-2015 – Mothers needing PMCT (2011)

(2) UNGASS 2010; estimated from Spectrum for 2009; based on single dose nevirapine prophylaxis (phased out in 2010)

(3) HSS 2010

(4) HSS 2011

(5) NSP 2011-2015

Partners working on PMCT:

AMI, AZG, MANA, MSF-CH, NAP, UNION

Resources

Unit costs per women tested and given post-test counselling was \$ 7. These costs seem to be on the low end of the expectations even when taken into account that the government staff contribution is not reported in the expenditures. The actual and planned unit costs cannot be compared, since the Operational Plan was calculated based on unit costs for pre-test counselling. This will need to be adjusted in the next review of the Operational Plan.

Table 33: Planned and estimated actual unit costs for PMCT

Resources planned in Operational Plan 2011	Unit cost per pregnant women reached Operational Plan 2011	Resources available 2011	Unit cost per pregnant women reached (post-test counselling)
\$ 3,035,172	\$ -- ⁽¹⁾	\$ 2,162,260	\$ 7

(1) This unit cost will need recalculation.

Reach

The trend of women undergoing HIV testing as well as those provided with prophylaxis to prevent the transmission of HIV to the child continued to rise. The drop out of women who get tested, but do not return for the post-test counselling remains relatively large. In 2011, the drop-out rate was about 15%. This is most likely linked to sub-optimal use of rapid testing kits, i.e. long waiting times before test results become available and necessitating additional visits to the point of service delivery.

Table 34: Number of pregnant women HIV pre-test counselling and testing– by state and region 2011

State & Region	Number of pregnant women received		
	Pre-test counselling	HIV Test	Post-test counselling
Ayeyarwady	54,498	31,194	21,633
Bago	68,986	44,485	37,127
Chin	1,922	864	311
Kachin	27,132	16,739	14,180
Kayah	1,548	1,457	1,332
Kayin	20,264	10,687	9,095
Magway	42,220	23,020	21,366
Mandalay	94,320	62,272	55,843
Mon	37,948	24,610	21,161
Rakhine	16,727	12,126	10,755
Sagaing	53,568	33,802	27,433
Shan East	7,268	7,049	5,876
Shan North	23,664	15,661	14,953
Shan South	29,902	21,933	18,363
Tanintharyi	20,227	13,869	13,249
Yangon	78,082	62,915	51,972
Total	578,276	382,683	324,649

Organisations reported that 3,112 women received PMCT services in 2011. This suggests a coverage rate of 84%. However, this seems unlikely with view to the limitations of the ANC coverage as well as the PMCT programme itself. There are two possible causes. First, there is double reporting (among Government as well as between Government and NGOs). Second, the denominator of 3,752 women in need of PMCT services could be an underestimate (Spectrum estimates a range of 2,340-5,000 in 2011).

903 of the reported women were already on long term ART, either started during or before the pregnancy.

Figure 12: Mothers receiving ART prophylaxis 2003 -2011

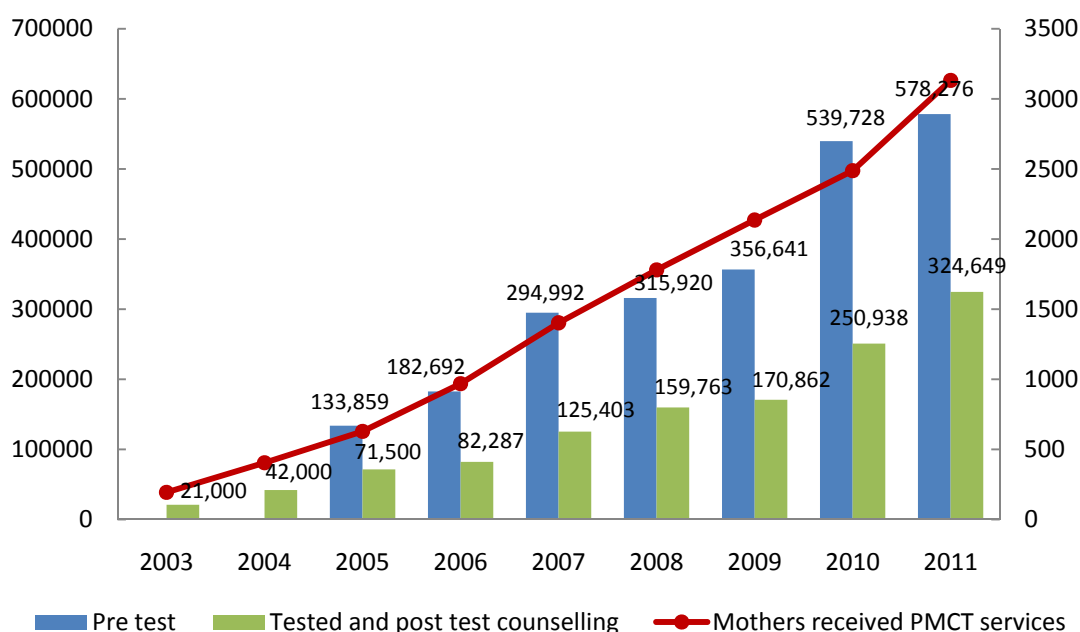
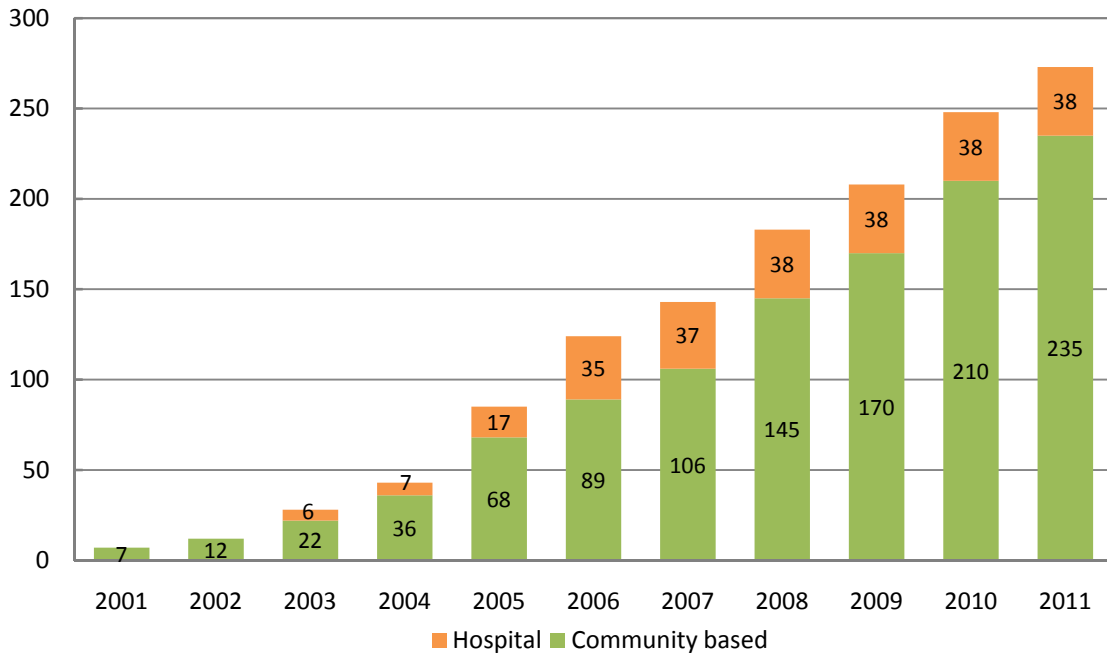
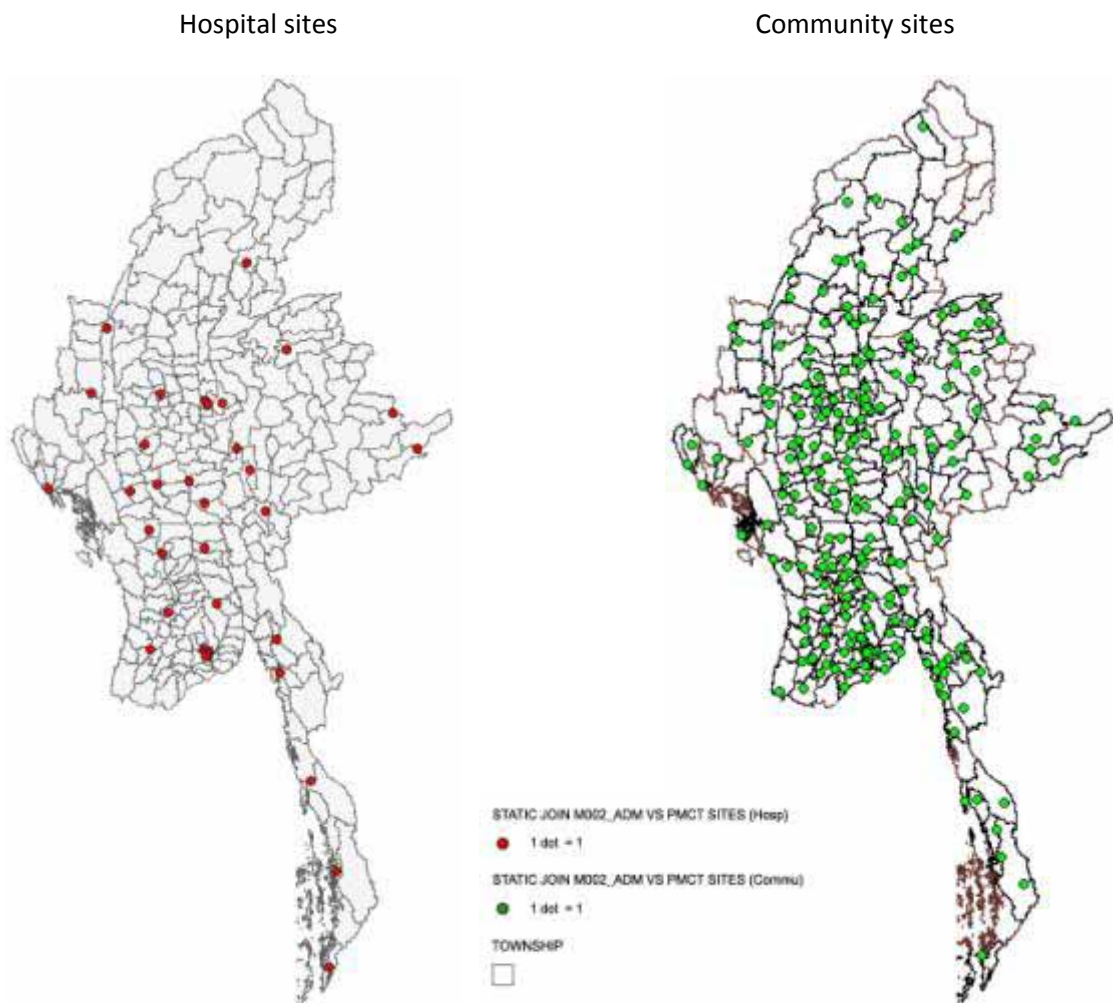


Figure 13: PMCT sites of National AIDS Programme 2001 -2011



Map 8: PMCT sites - distribution by townships



STRATEGY III: MITIGATION OF THE IMPACT OF HIV ON PEOPLE LIVING WITH HIV AND THEIR FAMILIES

INTERVENTION 1: PSYCHOSOCIAL, NUTRITIONAL AND ECONOMIC SUPPORT FOR PEOPLE LIVING WITH HIV, THEIR FAMILIES AND COMMUNITIES

Output/Coverage Targets	Denominator	Baseline 2010	Target 2011	Results 2011
Number of people receiving community home based care	NA	34,713	48,430	27,717
PLHIV involved in self-help groups	206,000 ⁽²⁾	11,792	NA	12,214

Source: Operational Plan M&E table

(1) NAP, Progress report 2010

(2) HIV Estimates and Projections Myanmar 2010-2015 – estimated adults 15+ in 2011

Partners working on community home-based care:

Alliance, AMI, AHRN, Burnet, CARE, IOM, Malteser, MBCA, MDM, MNMA, NAP, PGK, RMO, UNDP, WV

Resources

Total expenditures of 775,690 were reported in 2011. This translates to a unit cost of \$28 per person reached. This is much lower than the \$85 per person that was calculated in the Operational Plan. The lower costs indicate that the full package of services was not delivered. An assessment should be undertaken to establish the socio-economic needs of people infected by HIV so that a realistic package of services and corresponding unit costs can be developed.

Table 35: Planned and estimated actual unit costs for Community Home Based Care

Resources planned in Operational Plan 2011	Unit cost per person reached Operational Plan 2011	Resources available 2011	Unit cost per person reached
\$ 4,124,959	\$ 85	\$ 775,690	\$ 28

Reach

Table 36: People receiving community based care with different type of support – by organisation

Organisation	Psycho-social support	Food, material, financial support	Medical support	Total	
				Male	Female
Alliance	✓	✓	✓	1,660	1,439
AMI	✓	✓	✓	10	43
AHRN	✓		✓	238	295
Burnet	✓			256	241
CARE	✓			1,414	1,595
IOM	✓	✓	✓	222	288
Malteser	✓	✓	✓	70	76
MBCA	✓	✓	✓	124	108
MDM	✓	✓	✓	13	2
MNMA	✓	✓	✓	2,485	2,449
NAP	✓	✓	✓	1,777	1,979
PGK	✓	✓	✓	800	1,048
RMO	✓		✓	804	658
UNDP	✓	✓	✓	3,010	3,961
WVI	✓	✓	✓	254	398
Total				13,137	14,580

Partners working with self help groups:

Alliance, AHRN, AZG, BI, CARE, FXB, IOM, MDM, MNMA, MRCS, MPG, WV, PGK, NAP, UNDP, UNODC

Resources

There are no expenditures reported for the support to self-help groups. An assessment undertaken by the Myanmar Positive Group (MPG) found that the self-help groups are at the very different stages of development. Many operate with a minimal budget, if any at all. Organisational support is provided to a limited number of the groups only.

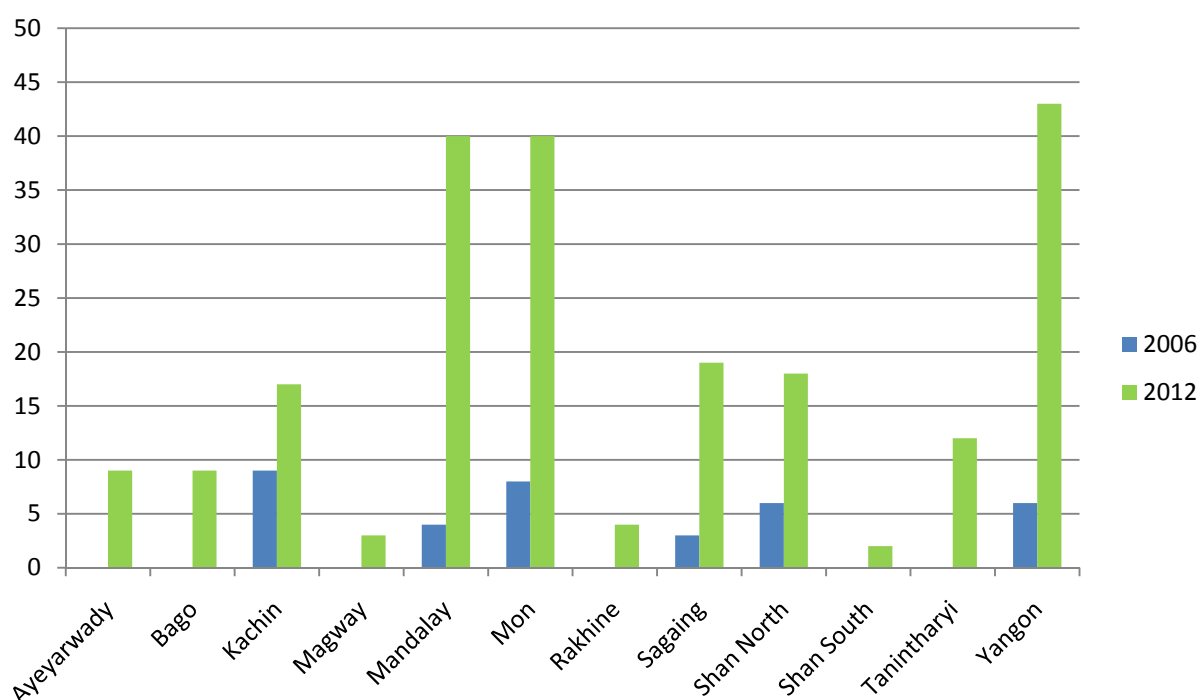
Reach

The MPG reported that 9,711 people living with HIV were part of a self-help group associated with the MPG in January 2012. This progress report also tried to collect the number of people involved and supported by organisations, but the reported numbers were considerably higher than the MPG report. This may be because people are involved in several groups or because organisations use different definitions when counting membership of self-help groups.

Table 37: PLHIV involved in self-help groups by state & region

State & Region	PLHIV		
	Male	Female	Total
Ayeyarwady	139	125	264
Bago	162	159	321
Chin	-	-	-
Kachin	37	95	132
Kayah	-	-	-
Kayin	-	-	-
Magway	62	67	129
Mandalay	825	919	1,744
Mon	263	528	791
Rakhine	40	37	77
Sagaing	404	207	611
Shan North	242	364	606
Shan South	143	184	327
Tanintharyi	150	191	341
Yangon	2,025	2,343	4,368
Total	4,492	5,219	9,711

Figure 14: Number of Self-help groups by state & region – Myanmar 2006 and 2012 (January)



INTERVENTION 2: ORPHANS AND VULNERABLE CHILDREN INFECTED AND AFFECTED BY HIV

Output/Coverage Targets	Denominator	Baseline 2010	Target 2011	Results 2011
Number of orphans receiving support	NA	7,633 ⁽¹⁾	8,000	7,011

Source:

(1) Progress Report, 2011 – Orphans and vulnerable children reported as affected by HIV

Partners working with orphans and vulnerable children:

Alliance, Burnet, CARE, MRCS, NAP, PGK, RM, SC, UNDP, UNICEF, WV

Resources

Only a third of the resources requested in the Operational Plan were available for orphans and vulnerable children programmes. The actual unit costs were considerably lower than the planned unit costs. A study should be undertaken to establish the needs of OVC and then develop the package of services with corresponding unit costs.

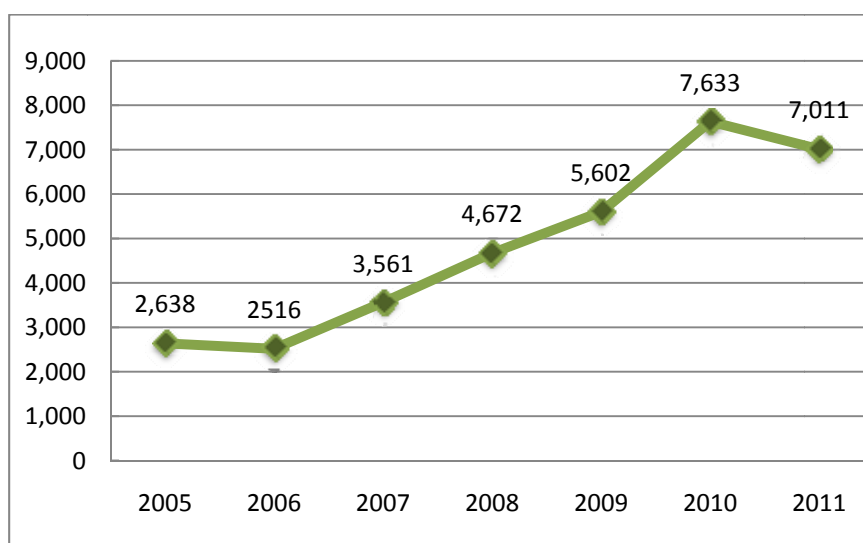
Table 38: Planned and estimated actual unit costs for comprehensive prevention package - orphans and vulnerable children

Resources planned in Operational Plan 2011	Unit cost per child reached Operational Plan 2011	Resources available 2011	Unit cost per child reached
\$ 1,565,192	\$ 196	\$ 550,725	\$ 79

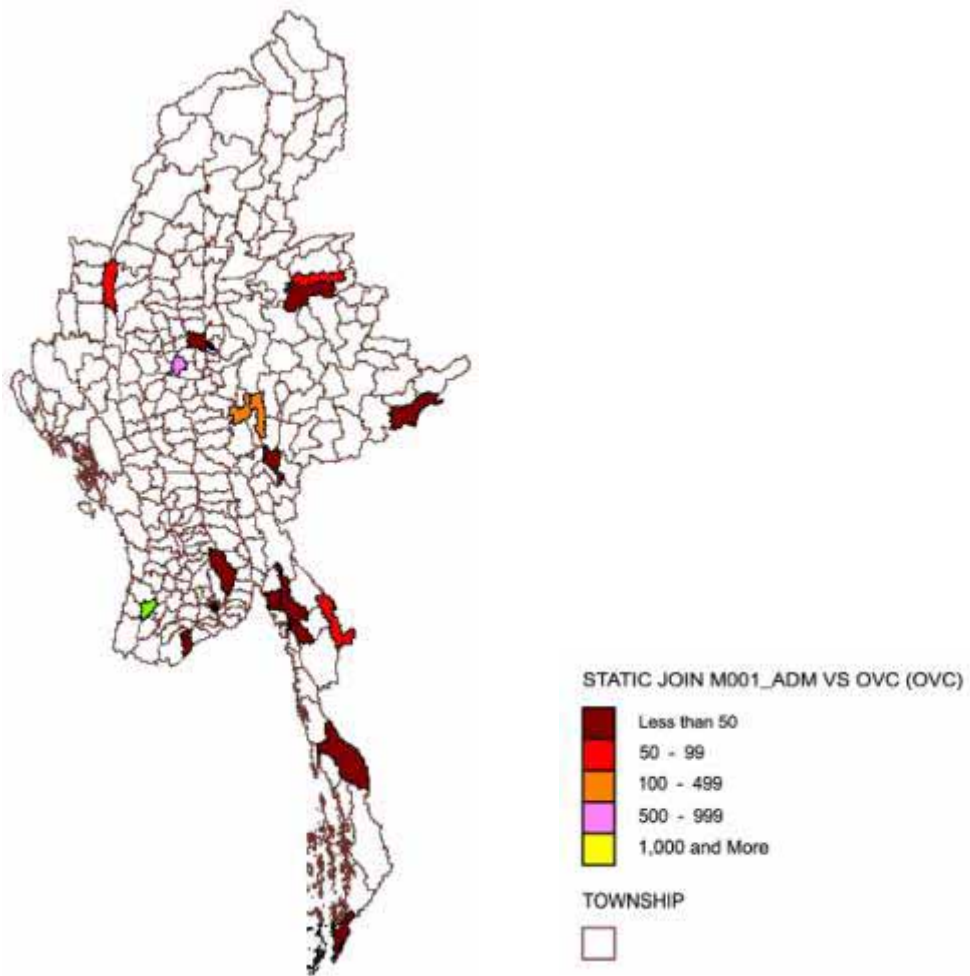
Reach

Partners reported a total of 7,011 orphans and vulnerable children affected by HIV that were reached in 2011. The geographical coverage remained limited.

Figure 15: Orphans and vulnerable children receiving support 2005 –2011



Map 9: Distribution by township of services for orphans and vulnerable children



CROSS-CUTTING INTERVENTIONS

INTERVENTION 1: HEALTH SYSTEM STRENGTHENING (INCLUDING PRIVATE HEALTH SECTOR), STRUCTURAL INTERVENTIONS AND COMMUNITY SYSTEMS STRENGTHENING

The start of the Global Fund Round 9 implementation has enabled increased support to strengthen the public health system. While the Round 9 does not contain a specific health system strengthening component, there are a number of interventions addressing the weaknesses in the public health system. The Round 9 budget has enabled the hiring of a number of support staff that are placed within the MoH structures. This is seen as a temporary measure. The GF grant is also being used to renovate a central warehouse that will be used for all HIV related commodities of the MoH. The Japanese cooperation has agreed to build and renovate a number of sub-depots at state and regional level. The PR provided training to the MoH as well as local non-governmental organisations.

As regards community systems strengthening, the engagement of PLHIV and community groups continued to improve. There were seven national level community networks established: Myanmar Positive Group (MPG), National NGO Network on AIDS (3N), Sex Worker Network in Myanmar (SWIM), National Drug User Network in Myanmar (NDNM), Myanmar Positive Women Network, Myanmar Interfaith Network on AIDS (MINA) and Myanmar MSM Network. MPG and 3N are the most mature networks. The 3N has 132 member organisations and the MPG has 214 member self help groups (covering more than 10,000 PLWHA).

Currently the CCM has two representatives from the PLHIV network, three representatives from CBOs/FBOs, plus their alternatives. In Global AIDS Response Progress Report in 2012, community representatives stated that the civil society involvement has improved compared to the previous UNGASS reporting period.

INTERVENTION 2: FAVOURABLE ENVIRONMENT FOR REDUCTION OF STIGMA AND DISCRIMINATION

The World AIDS Day continued to carry messages against stigma and discrimination. The preparation for the WAD was a joint undertaking by civil society and government. With the new government now firmly engaged in the reform process, venues for legal review and the identification of punitive laws, policies and practices will be sought. The participation of senior Government leaders in AIDS events would be very helpful to set a strong signal to remove AIDS related stigma and discrimination.

INTERVENTION 3: STRATEGIC INFORMATION, MONITORING AND EVALUATION, AND RESEARCH

National M&E System and National M&E Plan

In 2011, the TSG as well as the Ministry of Health endorsed the National M&E Plan. The M&E Plan provides a comprehensive description of the national M&E systems and the roles and responsibilities of all stakeholders. The National M&E Plan contains the following:

- National Monitoring and Evaluation Framework – description of different levels of the M&E system, data flows, coordination, routine data collection system, data quality, dissemination
- Research Agenda – priority research areas, process for approval
- Capacity Building for M&E
- Indicator definitions
- National level reporting template
- Sample templates for data quality assessment and verification

Strategic Planning and the Use of Estimations for Planning

In 2011, the Strategic Information and M&E Working Group developed the final version of the Asian Epidemiological Model (AEM) for Myanmar. The AEM used the latest information available from a number of sources, governmental as well as non-governmental. The outputs of the AEM were used to establish the HIV estimations for Myanmar covering the period from 2010 to 2015. To complement the results of the AEM, the Spectrum software was used to establish estimates for children and pregnant women as well as people in need of ART. Detailed results were published in the report of the Working Group titled “HIV Estimates and Projections for Myanmar 2010-2015”.

Table 39: Selected results from AEM for 2011⁹

Number of adults 15+ living with HIV	
Total	206,395
Males	132,177
Females	74,218
Number of new infections among adults 15+	
Total	8,362
Males	4,939
Females	3,423
Prevalence of adults 15+	
Total	0.53
Males	0.69
Females	0.37

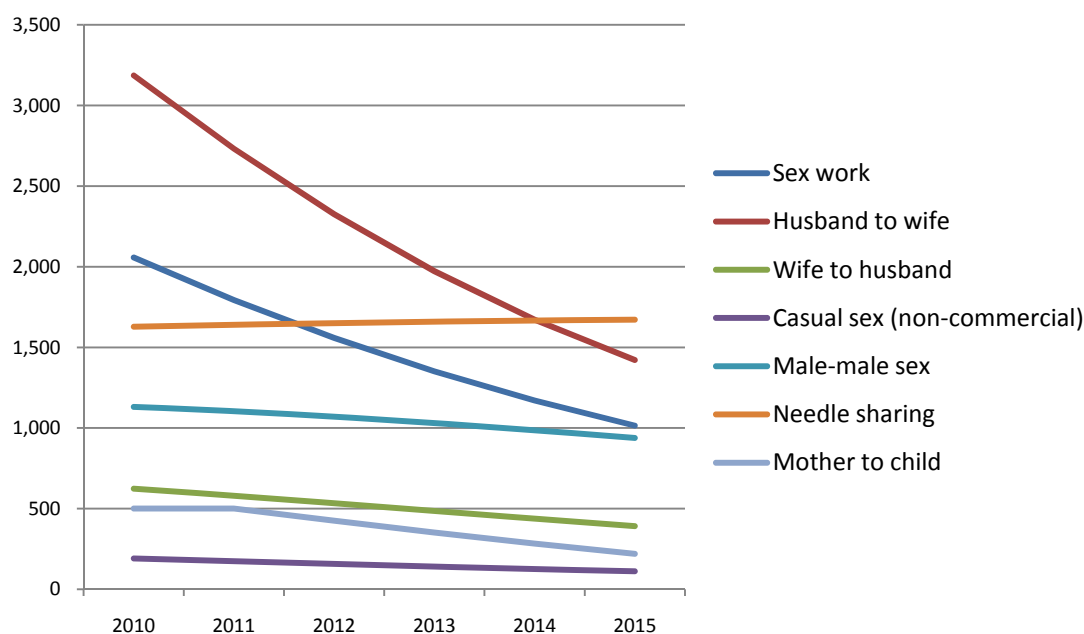
⁹Strategic Information and M&E Working Group, HIV Estimates and Projections – Myanmar 2010-2015

Table 40: Selected results from Spectrum for 2011¹⁰

Number of children living with HIV	
Total	9,703
Males	4,924
Females	4,779
Number of HIV positive women	
Total	4,563

The AEM allows estimating the new infections by transmission route. Sexual transmission was the main route of transmission in 2011 constituting a total of 75% of all new infections. The model suggests that this proportion will have decreased to 67% in 2015. The transmission through casual sex and mother to child constitutes a relatively part of the total and will be falling with the general decline of incidence.

Figure 16: Number of new infections by route of transmission



HIV sentinel surveillance (HSS)

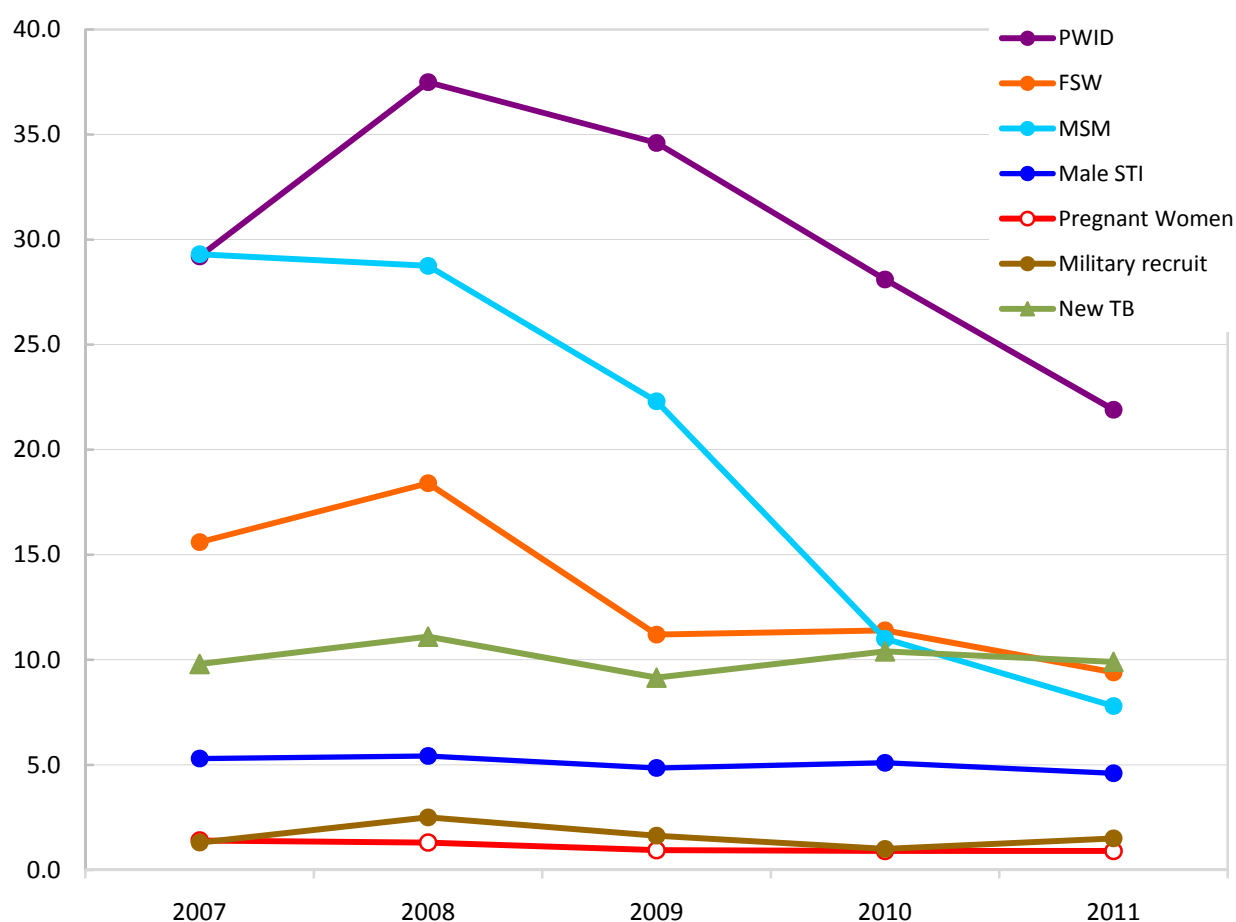
The HSS was carried out based on the same protocol. MSM and PWID have seen considerable drops in prevalence from 2010 to 2011. This will need to be confirmed by the 2012 HSS.

¹⁰Strategic Information and M&E Working Group, HIV Estimates and Projections – Myanmar 2010-2015

Table 41: HIV prevalence among sentinel populations – HSS 2011

Sentinel groups	HIV prevalence					# of HIV tested (n)	#of HIV positive (n)
	HIV (+)	Minimum	Median	Maximum	95% CI		
Male STI patients	4.6%	0%	4%	16.7%	4.0-5.2%	4,874	225
FSW	9.4%	4.7%	8.3%	18.0%	7.6 - 11.2%	990	93
PWID	21.9%	11.0%	20.3%	32.5%	19.5 - 24.4%	1,100	241
MSM	7.8%	6.5%	7.8%	9%	5.1 - 10.4%	400	31
Pregnant Women	0.9%	0%	0.8%	4.5%	0.7-1.0%	13,802	118
New Military Recruits	1.5%	1.3%	1.5%	1.8%	0.7-2.3%	800	12
New TB patients	9.9%	2.0%	10%	19.1%	8.8- 11.0%	2,870	284
Blood Donors	0.22%	0%	0.18%	1.7%	0.1-0.3%	14,818	33

Figure 17: The trends of HIV prevalence among different populations 2007 - 2011



BUDGET – OPERATIONAL PLAN AND REPORTED EXPENDITURES 2011

Interventions		2011 Operational Plan	2011 Expenditures	Variance
I - Prevention - Sub Total		17,385,606	16,075,567	-1,310,039
I.1	Sex workers and clients	5,614,900	5,577,240	-37,660
I.2	Men having sex with men	3,152,485	2,974,260	-178,225
I.3	Injecting drug users and drug users	5,115,875	4,404,987	-710,888
I.4	Institutionalised population	237,125	30,000	-207,125
I.5	Mobile population / migrants	730,964	223,890	-507,074
I.6	Uniformed services	232,534	24,947	-207,587
I.7	Out of school youth	1,329,054	1,886,310	557,256
I.8	Workplace interventions	372,670	79,879	-292,791
I.9	General awareness raising efforts (Mass media, WAD)	600,000	874,055	274,055
II Comprehensive Continuum of Care - Sub Total		17,815,657	21,086,291	3,270,634
II.1	Comprehensive provision of ART	14,780,485	18,924,031	4,143,546
II.2	Prevention of mother-to-child transmission	3,035,172	2,162,260	-872,912
III Mitigation of the impact of HIV - Sub Total		5,690,151	1,326,414	-4,363,737
III.1	Psychological, nutritional and economic support for PLHIV	4,124,959	775,690	-3,349,269
III.2	Support to OVC infected and affected	1,565,192	550,725	-1,014,467
IV Cross cutting interventions - Sub Total		8,720,877	4,384,107	-4,336,770
IV.1	Health System Strengthening	7,223,027	3,674,339	-3,548,688
IV.11	<i>Management and coordination</i>	200,000	1,125,495	925,495
IV.12	<i>Strengthening lab services</i>	500,000	499,240	-760
IV.13	<i>Strengthening supply management</i>	830,000	663,374	-166,626
IV.14	<i>Infrastructure, renovation / upgrading of health facilities</i>	200,000	103,808	-96,192
IV.15	<i>Safe blood supply</i>	1,016,833	0	-1,016,833
IV.16	<i>Infection in health care setting (UP, PEP)</i>	2,476,194	0	-2,476,194
IV.17	<i>Capacity building government</i>	500,000	399,596	-100,404
IV.18	<i>Capacity building civil society</i>	1,500,000	847,566	-652,434
IV.2	Favourable legal and policy environment	200,000	35,260	-164,740
IV.3	Strategic Information, M&E, research	1,297,850	709,768	-588,082
IV.31	<i>Surveillance system</i>	554,850	121,052	-433,798
IV.32	<i>Special surveys (and studies)</i>	193,000	399,911	206,911
IV.33	<i>Monitoring and Evaluation of the national response</i>	550,000	588,716	38,716
TOTAL		49,612,291	42,872,379	-6,739,912

PART II


SERVICE PROVISION AT STATE AND REGION LEVEL

MYANMAR	57
AYEYARWADY REGION	58
BAGO REGION	59
CHIN STATE	60
KACHIN STATE	61
KAYAH STATE	62
KAYIN STATE.....	63
MAGWAY REGION.....	64
MANDALAY REGION.....	65
MON STATE	66
RAKHINE STATE	67
SAGAING REGION.....	68
SHAN STATE (EAST)).....	69
SHAN STATE (NORTH)	70
SHAN STATE (SOUTH).....	71
TANINTHARYI REGION	72
YANGON REGION	73

Source:

Coverage data - Annual Progress Report 2011


MYANMAR	
Area :	675,905 sq Km
No of townships :	325
No of AIDS/STD team :	46
No of HIV sentinel sites :	ANC(35), Male STD (35), IDU(6), SW(6), MSM (2), Blood donor(2), TB(20), Military recruit(2)
Organizations working in state/region	AFXB, AHRN, Alliance, AMI, AZG, Burnet, CARE, Consortium, Malteser, IOM, MANA, MBCA, MDM, MNMA, MRCS, MSF-CH, MSI, NAP, PGK, PSI, RM, SARA, UNDP, UNFPA, UNION, UNODC, WV



Coverage

Strategic Direction		Indicator	Reached	% change from 2010
1	Sex workers and their clients	Sex workers reached with HIV prevention programme	62,420	23% ↓
2	Men who have sex with men	MSM reached with HIV prevention programme	64,740	19% ↓
3	Drug users	PWID reached with HIV prevention programme (through DIC only)	14,956	12% ↑
		PWID reached with HIV prevention programme (through outreach only)	15,297	58% ↓
4	Institutionalized populations	Prisoners reached with HIV prevention programme	4,707	50% ↓
5	Mobile populations	Mobile and migrant population reached with HIV prevention programme	24,255	56% ↓
6	Uniformed services	Uniformed personnel reached with HIV prevention programme	8,560	28% ↓
7	Young people	Out of school youth (15-24) reached with HIV prevention programme	64,308	80% ↓
8	Workplace	People in workplace reached with HIV prevention programme	20,221	66% ↓
9	Comprehensive care, support and treatment	People Living with HIV in need receiving ARV	40,128	35% ↑
		People receiving CHBC package of support	27,717	20% ↓
		Mother- baby pair receiving a complete course of ART prophylaxis for PMCT	3,132	26% ↑

AYEYARWADY REGION	
Area :	35,041 sq Km
No of townships :	26
No of AIDS/STD team :	4
No of HIV sentinel sites :	ANC(4), Male STD (4), TB (2)
Organizations working in state/region	AFXB, Alliance, CARE, MNMA, MRCS, MSI, NAP, PGK, PSI



Coverage


Strategic Direction		Indicator	Reached	% of total reached nationally
1	Sex workers and their clients	Sex workers reached with HIV prevention programme	4,966	8%
2	Men who have sex with men	MSM reached with HIV prevention programme	4,855	7.5%
3	Drug users	PWID reached with HIV prevention programme (through DIC only)	-	-
		PWID reached with HIV prevention programme (through outreach only)	-	-
4	Institutionalized populations	Prisoners reached with HIV prevention programme	116	2.5%
5	Mobile populations	Mobile and migrant population reached with HIV prevention programme	1,976	8.1%
6	Uniformed services	Uniformed personnel reached with HIV prevention programme	547	6.4%
7	Young people	Out of school youth (15-24) reached with HIV prevention programme	12,410	19.3%
8	Workplace	People in workplace reached with HIV prevention programme	535	2.6%
9	Comprehensive care, support and treatment	People Living with HIV in need receiving ARV	240	0.6%
		People receiving CHBC package of support	1,828	6.6%
		Mother- baby pair receiving a complete course of ART prophylaxis for PMCT	119	3.8%

BAGO REGION	
Area :	39,412 sq Km
No of townships :	28
No of AIDS/STD team :	3
No of HIV sentinel sites :	ANC(3), Male STD (3), TB(3)
Organizations working in state/region	Alliance, Burnet, CARE, Consortium, MANA, MBCA, MNMA, MRCS, MSI, NAP, PSI, UNDP

Coverage

Strategic Direction		Indicator	Reached	% of total reached nationally
1	Sex workers and their clients	Sex workers reached with HIV prevention programme	4,504	7.2%
2	Men who have sex with men	MSM reached with HIV prevention programme	7,815	12.1%
3	Drug users	PWID reached with HIV prevention programme (through DIC only)	-	-
		PWID reached with HIV prevention programme (through outreach only)	-	-
4	Institutionalized populations	Prisoners reached with HIV prevention programme	133	2.8%
5	Mobile populations	Mobile and migrant population reached with HIV prevention programme	350	1.4%
6	Uniformed services	Uniformed personnel reached with HIV prevention programme	1,030	12%
7	Young people	Out of school youth (15-24) reached with HIV prevention programme	8,328	13%
8	Workplace	People in workplace reached with HIV prevention programme	1,358	6.7%
9	Comprehensive care, support and treatment	People Living with HIV in need receiving ARV	221	0.6%
		People receiving CHBC package of support	1,128	4.1%
		Mother- baby pair receiving a complete course of ART prophylaxis for PMCT	177	5.7%


CHIN STATE	
Area :	36,028 sq Km
No of townships :	9
No of AIDS/STD team :	1
No of HIV sentinel sites :	ANC (1), Male STD (1)
Organizations working in state/region	PSI



Coverage

Strategic Direction		Indicator	Reached	% of total reached nationally
1	Sex workers and their clients	Sex workers reached with HIV prevention programme	-	-
2	Men who have sex with men	MSM reached with HIV prevention programme	-	-
3	Drug users	PWID reached with HIV prevention programme (through DIC only)	-	-
		PWID reached with HIV prevention programme (through outreach only)	-	-
4	Institutionalized populations	Prisoners reached with HIV prevention programme	-	-
5	Mobile populations	Mobile and migrant population reached with HIV prevention programme	-	-
6	Uniformed services	Uniformed personnel reached with HIV prevention programme	-	-
7	Young people	Out of school youth (15-24) reached with HIV prevention programme	-	-
8	Workplace	People in workplace reached with HIV prevention programme	-	-
9	Comprehensive care, support and treatment	People Living with HIV in need receiving ARV	-	-
		People receiving CHBC package of support	-	-
		Mother- baby pair receiving a complete course of ART prophylaxis for PMCT	-	-


KACHIN STATE	
Area :	89,071 sq Km
No of townships :	18
No of AIDS/STD team :	2
No of HIV sentinel sites :	ANC (2), SW(1), IDU (1), Male STD (2), TB (1)
Organizations working in state/region	AHRN, AZG, MDM, NAP, SARA, UNDP, UNODC, PSI



Coverage

Strategic Direction		Indicator	Reached	% of total reached nationally
1	Sex workers and their clients	Sex workers reached with HIV prevention programme	4,358	7%
2	Men who have sex with men	MSM reached with HIV prevention programme	2,408	3.7%
3	Drug users	PWID reached with HIV prevention programme (through DIC only)	8,235	55.1%
		PWID reached with HIV prevention programme (through outreach only)	9,707	63.5%
4	Institutionalized populations	Prisoners reached with HIV prevention programme	340	7.2%
5	Mobile populations	Mobile and migrant population reached with HIV prevention programme	4,811	19.8%
6	Uniformed services	Uniformed personnel reached with HIV prevention programme	223	2.6%
7	Young people	Out of school youth (15-24) reached with HIV prevention programme	32	0.05%
8	Workplace	People in workplace reached with HIV prevention programme	214	1.1%
9	Comprehensive care, support and treatment	People Living with HIV in need receiving ARV	6,400	15.9%
		People receiving CHBC package of support	107	0.4%
		Mother- baby pair receiving a complete course of ART prophylaxis for PMCT	388	12.4%


KAYAH STATE	
Area :	11,734 sq Km
No of townships :	7
No of AIDS/STD team :	1
No of HIV sentinel sites :	ANC (1), Male STD (1), TB (1)
Organizations working in state/region	NAP, PSI



Coverage

Strategic Direction		Indicator	Reached	% of total reached nationally
1	Sex workers and their clients	Sex workers reached with HIV prevention programme	58	0.1%
2	Men who have sex with men	MSM reached with HIV prevention programme	-	-
3	Drug users	PWID reached with HIV prevention programme (through DIC only)	-	-
		PWID reached with HIV prevention programme (through outreach only)	-	-
4	Institutionalized populations	Prisoners reached with HIV prevention programme	253	5.4%
5	Mobile populations	Mobile and migrant population reached with HIV prevention programme	320	1.3%
6	Uniformed services	Uniformed personnel reached with HIV prevention programme	-	-
7	Young people	Out of school youth (15-24) reached with HIV prevention programme	213	0.3%
8	Workplace	People in workplace reached with HIV prevention programme	175	0.9%
9	Comprehensive care, support and treatment	People Living with HIV in need receiving ARV	40	0.1%
		People receiving CHBC package of support	41	0.1%
		Mother- baby pair receiving a complete course of ART prophylaxis for PMCT	6	0.2%

KAYIN STATE	
Area :	30,390 sq Km
No of townships :	7
No of AIDS/STD team :	2
No of HIV sentinel sites :	ANC (2), Male STD (2), TB(1)
Organizations working in state/region	NAP, PSI, UNDP, WV




The map shows Kayin State with three regions highlighted: Hpa-An (white), Myawaddy (orange), and Kawkaik (green). Hpa-An is the northernmost region, Myawaddy is in the center, and Kawkaik is the southernmost region.

Coverage

Strategic Direction		Indicator	Reached	% of total reached nationally
1	Sex workers and their clients	Sex workers reached with HIV prevention programme	297	0.5%
2	Men who have sex with men	MSM reached with HIV prevention programme	6	0.01%
3	Drug users	PWID reached with HIV prevention programme (through DIC only)	-	-
		PWID reached with HIV prevention programme (through outreach only)	-	-
4	Institutionalized populations	Prisoners reached with HIV prevention programme	820	17.4%
5	Mobile populations	Mobile and migrant population reached with HIV prevention programme	836	3.4%
6	Uniformed services	Uniformed personnel reached with HIV prevention programme	195	2.3%
7	Young people	Out of school youth (15-24) reached with HIV prevention programme	1,287	2%
8	Workplace	People in workplace reached with HIV prevention programme	351	1.7%
9	Comprehensive care, support and treatment	People Living with HIV in need receiving ARV	131	0.3%
		People receiving CHBC package of support	285	1%
		Mother- baby pair receiving a complete course of ART prophylaxis for PMCT	42	1.3%


MAGWAY REGION	
Area :	44,832 sq Km
No of townships :	25
No of AIDS/STD team :	2
No of HIV sentinel sites:	ANC (2), Male STD (2), TB (1)
Organizations working in state/region	MBCA, MNMA, MRCS, NAP, PSI, UNDP, UNION



Coverage

Strategic Direction		Indicator	Reached	% of total reached nationally
1	Sex workers and their clients	Sex workers reached with HIV prevention programme	2,769	4.4%
2	Men who have sex with men	MSM reached with HIV prevention programme	3,180	4.9%
3	Drug users	PWID reached with HIV prevention programme (through DIC only)	-	-
		PWID reached with HIV prevention programme (through outreach only)	-	-
4	Institutionalized populations	Prisoners reached with HIV prevention programme	-	-
5	Mobile populations	Mobile and migrant population reached with HIV prevention programme	1,611	6.6%
6	Uniformed services	Uniformed personnel reached with HIV prevention programme	2,330	27.2%
7	Young people	Out of school youth (15-24) reached with HIV prevention programme	15,351	23.9%
8	Workplace	People in workplace reached with HIV prevention programme	1,573	7.8%
9	Comprehensive care, support and treatment	People Living with HIV in need receiving ARV	1,012	2.5%
		People receiving CHBC package of support	751	2.7%
		Mother- baby pair receiving a complete course of ART prophylaxis for PMCT	85	2.7%


MANDALAY REGION	
Area :	37,955 sq Km
No of townships :	31
No of AIDS/STD team :	7
No of HIV sentinel sites :	ANC(4), Male STD (4), IDU (1), SW(1), MSM (1), TB (4), Blood donor(1), New military recruit(1)
Organizations working in state/region	Alliance, Burnet, CARE, MANA, MBCA, MNMA, MSI, NAP, PGK, PSI, UNDP, UNION, UNODC



Coverage

Strategic Direction		Indicator	Reached	% of total reached nationally
1	Sex workers and their clients	Sex workers reached with HIV prevention programme	11,469	18.4%
2	Men who have sex with men	MSM reached with HIV prevention programme	14,730	22.8%
3	Drug users	PWID reached with HIV prevention programme (through DIC only)	992	6.6%
		PWID reached with HIV prevention programme (through outreach only)	756	4.9%
4	Institutionalized populations	Prisoners reached with HIV prevention programme	1,572	33.4%
5	Mobile populations	Mobile and migrant population reached with HIV prevention programme	776	3.2%
6	Uniformed services	Uniformed personnel reached with HIV prevention programme	1,519	17.7%
7	Young people	Out of school youth (15-24) reached with HIV prevention programme	9,116	14.2%
8	Workplace	People in workplace reached with HIV prevention programme	1,539	7.6%
9	Comprehensive care, support and treatment	People Living with HIV in need receiving ARV	5,672	14.1%
		People receiving CHBC package of support	3,388	12.2%
		Mother- baby pair receiving a complete course of ART prophylaxis for PMCT	617	19.7%

MON STATE	
Area :	12,299 sq Km
No of townships :	10
No of AIDS/STD team :	1
No of HIV sentinel sites :	ANC (1), Male STD (1), TB (1)
Organizations working in state/region	AFXB, Alliance, Burnet, CARE, Consortium, IOM, MANA, MNMA, MSI, NAP, PSI, UNDP, WV




The map shows the outline of Mon State. The northern part is white, and the southern part is green. A black dot is located in the northern part, labeled 'Thator'. Two green areas in the southern part are labeled 'Mawlamyine'.

Coverage

Strategic Direction		Indicator	Reached	% of total reached nationally
1	Sex workers and their clients	Sex workers reached with HIV prevention programme	4,429	7.1%
2	Men who have sex with men	MSM reached with HIV prevention programme	1,700	2.6%
3	Drug users	PWID reached with HIV prevention programme (through DIC only)	-	-
		PWID reached with HIV prevention programme (through outreach only)	-	-
4	Institutionalized populations	Prisoners reached with HIV prevention programme	-	-
5	Mobile populations	Mobile and migrant population reached with HIV prevention programme	4,870	20.1%
6	Uniformed services	Uniformed personnel reached with HIV prevention programme	-	-
7	Young people	Out of school youth (15-24) reached with HIV prevention programme	2,192	3.4%
8	Workplace	People in workplace reached with HIV prevention programme	6,393	31.6%
9	Comprehensive care, support and treatment	People Living with HIV in need receiving ARV	815	2%
		People receiving CHBC package of support	6,428	23.2%
		Mother- baby pair receiving a complete course of ART prophylaxis for PMCT	101	3.2%


RAKHINE STATE	
Area :	36,787 sq Km
No of townships :	17
No of AIDS/STD team :	1
No of HIV sentinel sites :	ANC(1), Male STD (1), TB (1)
Organizations working in state/region	AZG, NAP, PSI, UNDP



Coverage

Strategic Direction		Indicator	Reached	% of total reached nationally
1	Sex workers and their clients	Sex workers reached with HIV prevention programme	2,259	3.6%
2	Men who have sex with men	MSM reached with HIV prevention programme	1,446	2.2%
3	Drug users	PWID reached with HIV prevention programme (through DIC only)	-	-
		PWID reached with HIV prevention programme (through outreach only)	748	4.9%
4	Institutionalized populations	Prisoners reached with HIV prevention programme	7	0.1%
5	Mobile populations	Mobile and migrant population reached with HIV prevention programme	330	1.4%
6	Uniformed services	Uniformed personnel reached with HIV prevention programme	118	1.4%
7	Young people	Out of school youth (15-24) reached with HIV prevention programme	-	-
8	Workplace	People in workplace reached with HIV prevention programme	1,007	5%
9	Comprehensive care, support and treatment	People Living with HIV in need receiving ARV	665	1.7%
		People receiving CHBC package of support	102	0.4%
		Mother- baby pair receiving a complete course of ART prophylaxis for PMCT	25	0.8%


SAGAING REGION	
Area :	93,727 sq Km
No of townships :	37
No of AIDS/STD team :	3
No of HIV sentinel sites:	ANC(3), Male STD (3), TB (2)
Organizations working in state/region	Alliance, Burnet, CARE, Consortium, MANA, MBCA, MNMA, MSI, NAP, PSI, UNDP, UNION



Coverage

Strategic Direction		Indicator	Reached	% of total reached nationally
1	Sex workers and their clients	Sex workers reached with HIV prevention programme	3,882	6.2%
2	Men who have sex with men	MSM reached with HIV prevention programme	4,454	6.9%
3	Drug users	PWID reached with HIV prevention programme (through DIC only)	386	2.6%
		PWID reached with HIV prevention programme (through outreach only)	84	0.5%
4	Institutionalized populations	Prisoners reached with HIV prevention programme	12	0.3%
5	Mobile populations	Mobile and migrant population reached with HIV prevention programme	692	2.9%
6	Uniformed services	Uniformed personnel reached with HIV prevention programme	513	6%
7	Young people	Out of school youth (15-24) reached with HIV prevention programme	827	1.3%
8	Workplace	People in workplace reached with HIV prevention programme	1,251	6.2%
9	Comprehensive care, support and treatment	People Living with HIV in need receiving ARV	542	1.4%
		People receiving CHBC package of support	2,420	8.7%
		Mother- baby pair receiving a complete course of ART prophylaxis for PMCT	201	6.4%

SHAN STATE (EAST)	
Area :	41,489 sq Km
No of townships :	9
No of AIDS/STD team :	2
No of HIV sentinel sites :	ANC (2), Male STD (2), TB (1)
Organizations working in state/region	Malteser, MANA, NAP, PSI, UNODC, WV



Coverage


	Strategic Direction	Indicator	Reached	% of total reached nationally
1	Sex workers and their clients	Sex workers reached with HIV prevention programme	1,168	1.9%
2	Men who have sex with men	MSM reached with HIV prevention programme	925	1.4%
3	Drug users	PWID reached with HIV prevention programme (through DIC only)	256	1.7%
		PWID reached with HIV prevention programme (through outreach only)	896	5.9%
4	Institutionalized populations	Prisoners reached with HIV prevention programme	-	-
5	Mobile populations	Mobile and migrant population reached with HIV prevention programme	-	-
6	Uniformed services	Uniformed personnel reached with HIV prevention programme	-	-
7	Young people	Out of school youth (15-24) reached with HIV prevention programme	2,165	3.4%
8	Workplace	People in workplace reached with HIV prevention programme	508	2.5%
9	Comprehensive care, support and treatment	People Living with HIV in need receiving ARV	437	1.1%
		People receiving CHBC package of support	274	1%
		Mother- baby pair receiving a complete course of ART prophylaxis for PMCT	40	1.3%

SHAN STATE (NORTH)	
Area :	58,255 sq Km
No of townships :	22
No of AIDS/STD team :	2
No of HIV sentinel sites :	ANC (2), Male STD (2), IDU(2), SW(1)
Organizations working in state/region	AHRN, Alliance, AZG, CARE, Malteser, MANA, MBCA, MNMA, NAP, PSI, UNDP, UNION, UNODC

Coverage

	Strategic Direction	Indicator	Reached	% of total reached nationally
1	Sex workers and their clients	Sex workers reached with HIV prevention programme	3,033	4.9%
2	Men who have sex with men	MSM reached with HIV prevention programme	1,910	3%
3	Drug users	PWID reached with HIV prevention programme (through DIC only)	4,800	32.1%
		PWID reached with HIV prevention programme (through outreach only)	2,258	14.8%
4	Institutionalized populations	Prisoners reached with HIV prevention programme	438	9.3%
5	Mobile populations	Mobile and migrant population reached with HIV prevention programme	2,221	9.2%
6	Uniformed services	Uniformed personnel reached with HIV prevention programme	415	4.8%
7	Young people	Out of school youth (15-24) reached with HIV prevention programme	1,022	1.6%
8	Workplace	People in workplace reached with HIV prevention programme	1,027	5.1%
9	Comprehensive care, support and treatment	People Living with HIV in need receiving ARV	3,815	9.5%
		People receiving CHBC package of support	2,045	7.4%
		Mother- baby pair receiving a complete course of ART prophylaxis for PMCT	187	6%


SHAN STATE (SOUTH)	
Area :	55,242 sq Km
No of townships :	21
No of AIDS/STD team :	1
No of HIV sentinel sites :	ANC (1), Male STD (1), IDU(1), SW(1)
Organizations working in state/region	AZG, MANA, NAP, PGK, UNDP, UNION, UNODC, PSI



Coverage

Strategic Direction		Indicator	Reached	% of total reached nationally
1	Sex workers and their clients	Sex workers reached with HIV prevention programme	1,955	3.1%
2	Men who have sex with men	MSM reached with HIV prevention programme	654	1%
3	Drug users	PWID reached with HIV prevention programme (through DIC only)	47	0.3%
		PWID reached with HIV prevention programme (through outreach only)	80	0.5%
4	Institutionalized populations	Prisoners reached with HIV prevention programme	181	3.8%
5	Mobile populations	Mobile and migrant population reached with HIV prevention programme	199	0.8%
6	Uniformed services	Uniformed personnel reached with HIV prevention programme	152	1.8%
7	Young people	Out of school youth (15-24) reached with HIV prevention programme	960	1.5%
8	Workplace	People in workplace reached with HIV prevention programme	19	0.1%
9	Comprehensive care, support and treatment	People Living with HIV in need receiving ARV	832	2.1%
		People receiving CHBC package of support	1,592	5.7%
		Mother- baby pair receiving a complete course of ART prophylaxis for PMCT	100	3.2%


TANINTHARYI REGION	
Area :	43,356 sq Km
No of townships :	10
No of AIDS/STD team :	3
No of HIV sentinel sites :	ANC(3), Male STD (3), TB (1)
Organizations working in state/region	Alliance, MANA,MSF-CH, NAP, PSI, UNDP, WV



Coverage

Strategic Direction		Indicator	Reached	% of total reached nationally
1	Sex workers and their clients	Sex workers reached with HIV prevention programme	1,721	2.8%
2	Men who have sex with men	MSM reached with HIV prevention programme	1,525	2.4%
3	Drug users	PWID reached with HIV prevention programme (through DIC only)	-	-
		PWID reached with HIV prevention programme (through outreach only)	-	-
4	Institutionalized populations	Prisoners reached with HIV prevention programme	396	8.4%
5	Mobile populations	Mobile and migrant population reached with HIV prevention programme	4,534	18.7%
6	Uniformed services	Uniformed personnel reached with HIV prevention programme	556	6.5%
7	Young people	Out of school youth (15-24) reached with HIV prevention programme	1,963	3.1%
8	Workplace	People in workplace reached with HIV prevention programme	1,259	6.2%
9	Comprehensive care, support and treatment	People Living with HIV in need receiving ARV	2,451	6.1%
		People receiving CHBC package of support	1,632	5.9%
		Mother- baby pair receiving a complete course of ART prophylaxis for PMCT	139	4.4%

YANGON REGION	
Area :	10,279 sq Km
No of townships :	45
No of AIDS/STD team :	11
No of HIV sentinel sites :	ANC(1), Male STD (1), IDU(1), SW(1), MSM (1) Blood donor(1), TB(1), Military recruit(1)
Organizations working in state/region	AFXB, Alliance, AMI, AZG, Burnet, CARE, MANA, MBCA, MDM, MNMA, MRCS, MSF-CH, MSI, NAP, PSI, RMO, UNDP, UNION, UNODC



Coverage

Strategic Direction		Indicator	Reached	% of total reached nationally
1	Sex workers and their clients	Sex workers reached with HIV prevention programme	15,552	24.9%
2	Men who have sex with men	MSM reached with HIV prevention programme	19,132	29.6%
3	Drug users	PWID reached with HIV prevention programme (through DIC only)	240	1.6%
		PWID reached with HIV prevention programme (through outreach only)	768	5%
4	Institutionalized populations	Prisoners reached with HIV prevention programme	439	9.3%
5	Mobile populations	Mobile and migrant population reached with HIV prevention programme	729	3%
6	Uniformed services	Uniformed personnel reached with HIV prevention programme	962	11.2%
7	Young people	Out of school youth (15-24) reached with HIV prevention programme	8,442	13.1%
8	Workplace	People in workplace reached with HIV prevention programme	3,012	14.9%
9	Comprehensive care, support and treatment	People Living with HIV in need receiving ARV	16,855	42%
		People receiving CHBC package of support	5,696	20.6%
		Mother- baby pair receiving a complete course of ART prophylaxis for PMCT	905	28.9%

PART III

SELECTED TOWNSHIP PROFILES

BAGO TOWNSHIP	77
BHAMO TOWNSHIP	78
DAWEI TOWNSHIP	79
HAKHA TOWNSHIP	80
HINTHADA TOWNSHIP	81
HPA-AN TOWNSHIP	82
HPAKAN TOWNSHIP	83
KALE TOWNSHIP	84
KAWTHAUNG TOWNSHIP	85
KYAUKPADAUNG TOWNSHIP	86
KYAINGTUNG TOWNSHIP	87
LASHIO TOWNSHIP	88
LOIKAW TOWNSHIP	89
MAGWAY TOWNSHIP	90
MAUBIN TOWNSHIP	91
MAUNGDAW TOWNSHIP	92
MAWLAMYAING TOWNSHIP	93
MEIKTILA TOWNSHIP	94
MOGAUNG TOWNSHIP	95
MONYWA TOWNSHIP	96
MUSE TOWNSHIP	97
MYAUNGMYA TOWNSHIP	98
MYAWADDY TOWNSHIP	99
MYEIK TOWNSHIP	100
MYINGYAN TOWNSHIP	101

MYITKYINA TOWNSHIP	102
NYAUNG-U TOWNSHIP	103
PAKOKKU TOWNSHIP	104
PATHEIN TOWNSHIP	105
PYAY TOWNSHIP	106
PYINPOOLWIN TOWNSHIP	107
PYINMANAR TOWNSHIP	108
SHWEBO TOWNSHIP	109
SITTWE TOWNSHIP	110
TACHILEIK TOWNSHIP	111
TAUNGOO TOWNSHIP	112
TAUNGGYI TOWNSHIP	113

BAGO TOWNSHIP	
Area :	2,905.07 sq Km
State/Region	Bago Region
NGOs working in township	CARE, Consortium, MNMA, MSI, NAP, PSI, UNDP



Partners working with :
Sex workers programme CARE, MSI, NAP, PSI
Men who have sex with men programme CARE, MSI, NAP, PSI
Care and Treatment programme Consortium, MNMA, MSI, NAP, PSI
Impact Mitigation programme MNMA, NAP, UNDP

Services available :
HIV counselling and testing services provided by MSI and PSI
No of ART sites – 3 provided by Consortium, NAP and PSI
No of STI services – 35 provided by NAP, MSI and PSI

Monitoring and Evaluation
HSS
HIV prevalence of
Pregnant women – 0.8%
Male STD – 6%
New TB patients – 6%

Coverage

Strategic Direction		Indicator	Reached
1	Sex workers and their clients	Sex workers reached with HIV prevention programme Condoms distributed	1,003 410,700
2	Men who have sex with men	MSM reached with HIV prevention programme	1,140
3	Drug users	PWID reached with HIV prevention programme (through DIC only) Needles distributed	- -
4	Institutionalized populations	Prisoners reached with HIV prevention programme	28
5	Mobile populations	Mobile and migrant population reached with HIV prevention programme	350
6	Uniformed services	Uniformed personnel reached with HIV prevention programme	230
7	Young people	Out of school youth (15-24) reached with HIV prevention programme	496
8	Workplace	People in workplace reached with HIV prevention programme	42
9	Comprehensive care, support and treatment	People Living with HIV in need receiving ARV	132
		People receiving CHBC package of support	438
		Mother-baby pair receiving a complete course of ART prophylaxis for PMCT	24

BHAMO TOWNSHIP	
Area :	1,965.83 sq Km
State/Region	Kachin State
NGOs working in township	AHRN, AZG, NAP, PSI



Partners working with :
Sex workers programme AZG
Men who have sex with men programme AZG
People who inject drugs programme AHRN
Care and Treatment programme AHRN, AZG, NAP
Impact Mitigation programme AHRN

Services available :
HIV counselling and testing services provided by AHRN and AZG
No of ART sites – 2 provided by AZG and NAP
No of STI services – 5 provided by AHRN, AZG and PSI

Monitoring and Evaluation
HSS
HIV prevalence of
Pregnant women – 0.8%
Male STD – 6%
New TB patients – 19.1%

Coverage

Strategic Direction		Indicator	Reached
1	Sex workers and their clients	Sex workers reached with HIV prevention programme	428
		Condoms distributed	95,335
2	Men who have sex with men	MSM reached with HIV prevention programme	219
3	Drug users	PWID reached with HIV prevention programme (through DIC only)	548
		Needles distributed	73,909
4	Institutionalized populations	Prisoners reached with HIV prevention programme	-
5	Mobile populations	Mobile and migrant population reached with HIV prevention programme	-
6	Uniformed services	Uniformed personnel reached with HIV prevention programme	51
7	Young people	Out of school youth (15-24) reached with HIV prevention programme	-
8	Workplace	People in workplace reached with HIV prevention programme	-
9	Comprehensive care, support and treatment	People Living with HIV in need receiving ARV	924
		People receiving CHBC package of support	-
		Mother-baby pair receiving a complete course of ART prophylaxis for PMCT	25

DAWEI TOWNSHIP	
Area :	6,827.61sq Km
State/Region	Thanintharyi Region
NGOs working in township	Alliance, MSF-CH, NAP, PSI, UNDP, WV



Partners working with :
Sex workers programme NAP
Men who have sex with men programme NAP
Care and Treatment programme MSF-CH, NAP
Impact Mitigation programme Alliance, NAP, UNDP, WV

Services available :
HIV counselling and testing services provided by MSF-CH and NAP
No of ART site – 2 provided by MSF-CH and NAP
No of STI services – 10 provided by MSF-CH, NAP and PSI

Monitoring and Evaluation
HSS
HIV prevalence of Pregnant women – 0.8%
Male STD – 4%
New TB patients – 7.5%

Coverage

Strategic Direction		Indicator	Reached
1	Sex workers and their clients	Sex workers reached with HIV prevention programme Condoms distributed	59 403,703
2	Men who have sex with men	MSM reached with HIV prevention programme	35
3	Drug users	IDU reached with HIV prevention programme (through DIC only) Needles distributed	- -
4	Institutionalized populations	Prisoners reached with HIV prevention programme	230
5	Mobile populations	Mobile and migrant population reached with HIV prevention programme	2,077
6	Uniformed services	Uniformed personnel reached with HIV prevention programme	75
7	Young people	Out of school youth (15-24) reached with HIV prevention programme	1,262
8	Workplace	People in workplace reached with HIV prevention programme	125
9	Comprehensive care, support and treatment	People Living with HIV in need receiving ARV	2,279
		People receiving CHBC package of support	860
		Mother-baby pair receiving a complete course of ART prophylaxis for PMCT	26

HAKHA TOWNSHIP	
Area :	4,165.34sq Km
State/Region	Chin State
NGOs working in township	NAP, PIS



Partners working with :
Sex workers programme
Men who have sex with men programme
People who inject drugs programme
Care and Treatment programme
Impact Mitigation programme

Services available :
HIV counselling and testing services
No of ART site – None
No of STI services – 1 provided by PSI

Monitoring and Evaluation
HSS
HIV prevalence of
Pregnant women – 1.1%
Male STD – 2.4%

Coverage

Strategic Direction		Indicator	Reached
1	Sex workers and their clients	Sex workers reached with HIV prevention programme Condoms distributed	- 20,060
2	Men who have sex with men	MSM reached with HIV prevention programme	-
3	Drug users	PWID reached with HIV prevention programme (through DIC only) Needles distributed	- -
4	Institutionalized populations	Prisoners reached with HIV prevention programme	-
5	Mobile populations	Mobile and migrant population reached with HIV prevention programme	-
6	Uniformed services	Uniformed personnel reached with HIV prevention programme	-
7	Young people	Out of school youth (15-24) reached with HIV prevention programme	-
8	Workplace	People in workplace reached with HIV prevention programme	-
9	Comprehensive care, support and treatment	People Living with HIV in need receiving ARV	-
		People receiving CHBC package of support	-
		Mother-baby pair receiving a complete course of ART prophylaxis for PMCT	-

HINTHADA TOWNSHIP	
Area :	980.82sq Km
State/Region	Ayeyarwady Region
NGOs working in township	NAP, PSI



Partners working with :
Sex workers programme NAP, PSI
Men who have sex with men programme NAP, PSI
Care and Treatment programme NAP, PSI

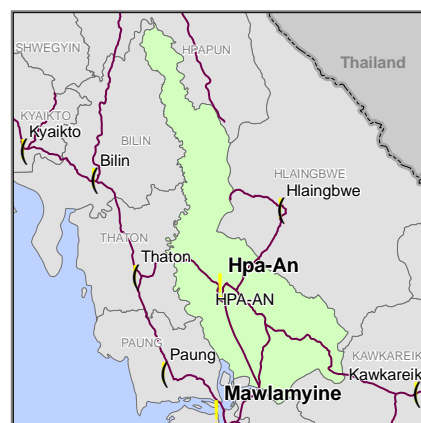
Services available :
HIV counselling and testing services provided by NAP and PSI
No of ART sites – None
No of STI services –17 provided by NAP and PSI

Monitoring and Evaluation
HSS
HIV prevalence of
Pregnant women – 0.3%
Male STD – 16.7%
New TB patients – 10%

Coverage

Strategic Direction		Indicator	Reached
1	Sex workers and their clients	Sex workers reached with HIV prevention programme Condoms distributed	1,180 368,262
2	Men who have sex with men	MSM reached with HIV prevention programme	1,341
3	Drug users	PWID reached with HIV prevention programme (through DIC only) Needles distributed	- -
4	Institutionalized populations	Prisoners reached with HIV prevention programme	100
5	Mobile populations	Mobile and migrant population reached with HIV prevention programme	512
6	Uniformed services	Uniformed personnel reached with HIV prevention programme	-
7	Young people	Out of school youth (15-24) reached with HIV prevention programme	368
8	Workplace	People in workplace reached with HIV prevention programme	131
9	Comprehensive care, support and treatment	People Living with HIV in need receiving ARV	-
		People receiving CHBC package of support	123
		Mother-baby pair receiving a complete course of ART prophylaxis for PMCT	19

HPA-AN TOWNSHIP	
Area :	2,903.13 sq Km
State/Region	Kayin State
Population :	529,820
NGOs working in township	MANA, NAP, PSI, WV, UNDP



Partners working with :
Sex workers programme NAP
Care and Treatment programme NAP
Impact Mitigation programme NAP, UNDP

Services available :
HIV counselling and testing services provided by NAP
No of ART sites – 1 provided by NAP
No of STI services – 2 provided by PSI

Monitoring and Evaluation
HSS
HIV prevalence of Pregnant women – 1%
Male STD – 3.3%
New TB patients – 7.3%

Coverage

	Strategic Direction	Indicator	Reached
1	Sex workers and their clients	Sex workers reached with HIV prevention programme Condoms distributed	63 259,199
2	Men who have sex with men	MSM reached with HIV prevention programme	-
3	Drug users	PWID reached with HIV prevention programme (through DIC only) Needles distributed	- -
4	Institutionalized populations	Prisoners reached with HIV prevention programme	820
5	Mobile populations	Mobile and migrant population reached with HIV prevention programme	81
6	Uniformed services	Uniformed personnel reached with HIV prevention programme	195
7	Young people	Out of school youth (15-24) reached with HIV prevention programme	1,287
8	Workplace	People in workplace reached with HIV prevention programme	351
10	Comprehensive care, support and treatment	People Living with HIV in need receiving ARV	79
		People receiving CHBC package of support	275
		Mother-baby pair receiving a complete course of ART prophylaxis for PMCT	31

HPAKAN TOWNSHIP	
Area :	6,057.67 sq Km
State/Region	Kachin State
NGOs working in township	AHRN, AZG, NAP, PSI, UNODC



Partners working with :
Sex workers programme AHRN, AZG
Men who have sex with men programme AZG
People who inject drugs programme AHRN, AZG, UNODC
Care and Treatment programme AHRN, AZG
Impact Mitigation programme AHRN

Services available :
HIV counselling and testing services provided by AHRN and AZG
No of ART sites – 1 provided by AZG
No of STI services – 5 provided by AHRN, AZG and PSI

Monitoring and Evaluation
HSS - NA

Coverage

Strategic Direction		Indicator	Reached
1	Sex workers and their clients	Sex workers reached with HIV prevention programme Condoms distributed	1,877 853,875
2	Men who have sex with men	MSM reached with HIV prevention programme	164
3	Drug users	PWID reached with HIV prevention programme (through DIC only) Needles distributed	2,278
4	Institutionalized populations	Prisoners reached with HIV prevention programme	-
5	Mobile populations	Mobile and migrant population reached with HIV prevention programme	4,282
6	Uniformed services	Uniformed personnel reached with HIV prevention programme	95
7	Young people	Out of school youth (15-24) reached with HIV prevention programme	-
8	Workplace	People in workplace reached with HIV prevention programme	89
9	Comprehensive care, support and treatment	People Living with HIV in need receiving ARV	805
		People receiving CHBC package of support	-
		Mother-baby pair receiving a complete course of ART prophylaxis for PMCT	64

KALE TOWNSHIP	
Area :	902.20 sq Km
State/Region	Sagaing Region
NGOs working in township	CARE, MNMA, MSI, NAP, PSI, UNDP



Partners working with :
Sex workers programme CARE, MSI, NAP, PSI
Men who have sex with men programme CARE, MSI, NAP, PSI
People who inject drugs programme CARE, NAP
Care and Treatment programme MNMA, MSI, NAP, PSI
Impact Mitigation programme CARE, MNMA, NAP, UNDP

Services available :
HIV counselling and testing services provided by MSI and NAP
No of ART sites – 1 provided by NAP
No of STI services – 17 provided by MSI, NAP AND PSI

Monitoring and Evaluation
HSS
HIV prevalence of
Pregnant women – 0.5%
Male STD – 1.3%

Coverage

Strategic Direction		Indicator	Reached
1	Sex workers and their clients	Sex workers reached with HIV prevention programme Condoms distributed	722 500,536
2	Men who have sex with men	MSM reached with HIV prevention programme	731
3	Drug users	PWID reached with HIV prevention programme (through DIC only) Needles distributed	88 325
4	Institutionalized populations	Prisoners reached with HIV prevention programme	11
5	Mobile populations	Mobile and migrant population reached with HIV prevention programme	570
6	Uniformed services	Uniformed personnel reached with HIV prevention programme	-
7	Young people	Out of school youth (15-24) reached with HIV prevention programme	362
8	Workplace	People in workplace reached with HIV prevention programme	-
9	Comprehensive care, support and treatment	People Living with HIV in need receiving ARV	24
		People receiving CHBC package of support	906
		Mother-baby pair receiving a complete course of ART prophylaxis for PMCT	29

KAWTHAUNG TOWNSHIP	
Area :	2,697.21 sq Km
State/Region	Tanintharyi Region
NGOs working in township	NAP, PSI, WV



Partners working with :
Sex workers programme NAP, WV
Men who have sex with men programme NAP, WV
Care and Treatment programme NAP
Impact Mitigation programme NAP, WV

Services available :
HIV counselling and testing services provided by NAP and WV
No of ART site – 1 provided by NAP
No of STI services – 11 provided by NAP and PSI

Monitoring and Evaluation
HSS
HIV prevalence of Pregnant women – 1.5%
Male STD – 4.7%

Coverage

Strategic Direction		Indicator	Reached
1	Sex workers and their clients	Sex workers reached with HIV prevention programme	203
		Condoms distributed	331,835
2	Men who have sex with men	MSM reached with HIV prevention programme	71
3	Drug users	IDU reached with HIV prevention programme (through DIC only)	-
		Needles distributed	-
4	Institutionalized populations	Prisoners reached with HIV prevention programme	99
5	Mobile populations	Mobile and migrant population reached with HIV prevention programme	2,363
6	Uniformed services	Uniformed personnel reached with HIV prevention programme	296
7	Young people	Out of school youth (15-24) reached with HIV prevention programme	635
8	Workplace	People in workplace reached with HIV prevention programme	425
9	Comprehensive care, support and treatment	People Living with HIV in need receiving ARV	75
		People receiving CHBC package of support	576
		Mother-baby pair receiving a complete course of ART prophylaxis for PMCT	25

KYAUKPADAUNG TOWNSHIP	
Area :	758.35 sq Km
State/Region	Mandalay Region
NGOs working in township	Alliance, NAP, PSI, UNDP



Partners working with :
Sex workers programme Alliance, PSI
Men who have sex with men programme Alliance, PSI
Care and Treatment programme PSI
Impact Mitigation programme UNDP

Services available :
No of ART site – None
No of STI services – 6 provided by PSI

Monitoring and Evaluation
HSS - NA

Coverage

Strategic Direction		Indicator	Reached
1	Sex workers and their clients	Sex workers reached with HIV prevention programme Condoms distributed	513 33,112
2	Men who have sex with men	MSM reached with HIV prevention programme	9
3	Drug users	PWID reached with HIV prevention programme (through DIC only) Needles distributed	- -
4	Institutionalized populations	Prisoners reached with HIV prevention programme	-
5	Mobile populations	Mobile and migrant population reached with HIV prevention programme	-
6	Uniformed services	Uniformed personnel reached with HIV prevention programme	-
7	Young people	Out of school youth (15-24) reached with HIV prevention programme	-
8	Workplace	People in workplace reached with HIV prevention programme	-
9	Comprehensive care, support and treatment	People Living with HIV in need receiving ARV	-
		People receiving CHBC package of support	37
		Mother-baby pair receiving a complete course of ART prophylaxis for PMCT	10

KYAINGTUNG TOWNSHIP	
Area :	5,440.18 sq Km
State/Region	Shan State
NGOs working in township	NAP, PSI, WV



Partners working with :
Care and Treatment programme NAP
Impact Mitigation programme WV

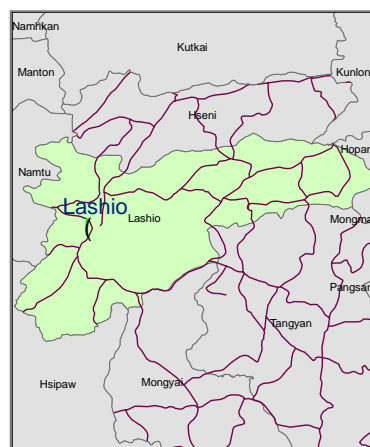
Services available :
No of ART site – 1 provided by NAP
No of STI services – 11 provided by PSI

Monitoring and Evaluation
HSS
HIV prevalence of Pregnant women – 0.3%
Male STD – 7.6%
FSW – 11%

Coverage

Strategic Direction		Indicator	Reached
1	Sex workers and their clients	Sex workers reached with HIV prevention programme Condoms distributed	- 246,816
2	Men who have sex with men	MSM reached with HIV prevention programme	-
3	Drug users	PWID reached with HIV prevention programme (through DIC only) Needles distributed	- -
4	Institutionalized populations	Prisoners reached with HIV prevention programme	-
5	Mobile populations	Mobile and migrant population reached with HIV prevention programme	-
6	Uniformed services	Uniformed personnel reached with HIV prevention programme	-
7	Young people	Out of school youth (15-24) reached with HIV prevention programme	1,267
8	Workplace	People in workplace reached with HIV prevention programme	-
9	Comprehensive care, support and treatment	People Living with HIV in need receiving ARV	66
		People receiving CHBC package of support	164
		Mother-baby pair receiving a complete course of ART prophylaxis for PMCT	10

LASHIO TOWNSHIP	
Area :	4,230.25 sq Km
State/Region	Shan State
NGOs working in township	AHRN, Alliance, AZG, CARE, MANA, MBCA, MNMA, NAP, PSI, UNDP, UNION, UNODC



<p>Partners working with :</p> <p>Sex workers programme AZG, CARE, MANA, NAP, PSI</p> <p>Men who have sex with men programme AZG, CARE, MANA, NAP, PSI</p> <p>People who inject drugs programme AHRN, AZG, CARE, MANA, MBCA, UNODC</p> <p>Care and Treatment programme AHRN, AZG, MANA, MNMA, NAP, PSI, UNION</p> <p>Impact Mitigation programme AHRN, CARE, MANA, MNMA, NAP, UNDP</p>	<p>Services available :</p> <p>HIV counselling and testing services provided by AHRN, AZG, MANA, NAP, PSI and UNODC</p> <p>No of ART sites – 3 provided by AZG, NAP and UNION</p> <p>No of STI services – 22 provided by AHRN, AZG, MANA, NAP, PSI and UNODC</p>	<p>Monitoring and Evaluation</p> <p>HSS</p> <p>HIV prevalence of</p> <p>Pregnant women – 1%</p> <p>Male STD – 7%</p> <p>FSW – 4.7%</p> <p>PWID – 20%</p>
---	---	--

Coverage

Strategic Direction		Indicator	Reached
1	Sex workers and their clients	Sex workers reached with HIV prevention programme Condoms distributed	1,616 856,071
2	Men who have sex with men	MSM reached with HIV prevention programme	1,780
3	Drug users	PWID reached with HIV prevention programme (through DIC only) Needles distributed	2,289 683,155
4	Institutionalized populations	Prisoners reached with HIV prevention programme	-
5	Mobile populations	Mobile and migrant population reached with HIV prevention programme	624
6	Uniformed services	Uniformed personnel reached with HIV prevention programme	138
7	Young people	Out of school youth (15-24) reached with HIV prevention programme	68
8	Workplace	People in workplace reached with HIV prevention programme	86
9	Comprehensive care, support and treatment	People Living with HIV in need receiving ARV	2,557
		People receiving CHBC package of support	1,313
		Mother-baby pair receiving a complete course of ART prophylaxis for PMCT	54

LOIKAW TOWNSHIP	
Area :	1,030.97 sq Km
State/Region	Kayah State
NGOs working in township	NAP, PSI



Partners working with :
Sex workers programme NAP
Care and Treatment programme NAP
Impact Mitigation programme NAP

Services available :
HIV counselling and testing services provided by NAP
No of ART site – 1 provided by NAP
No of STI services – 1 provided by NAP

Monitoring and Evaluation
HSS
HIV prevalence of
Pregnant women – 0.5%
Male STD – 2.7%
New TB patients – 8.7%

Coverage

Strategic Direction		Indicator	Reached
1	Sex workers and their clients	Sex workers reached with HIV prevention programme Condoms distributed	58 212,222
2	Men who have sex with men	MSM reached with HIV prevention programme	-
3	Drug users	PWID reached with HIV prevention programme (through DIC only) Needles distributed	- -
4	Institutionalized populations	Prisoners reached with HIV prevention programme	253
5	Mobile populations	Mobile and migrant population reached with HIV prevention programme	320
6	Uniformed services	Uniformed personnel reached with HIV prevention programme	-
7	Young people	Out of school youth (15-24) reached with HIV prevention programme	213
8	Workplace	People in workplace reached with HIV prevention programme	175
9	Comprehensive care, support and treatment	People Living with HIV in need receiving ARV	40
		People receiving CHBC package of support	41
		Mother-baby pair receiving a complete course of ART prophylaxis for PMCT	6

MAGWAY TOWNSHIP	
Area :	682.22 sq Km
State/Region	Magway Region
Population :	382,964
NGOs working in township	NAP, PSI



Partners working with :
Sex workers programme NAP, PSI
Men who have sex with men programme NAP, PSI
Care and Treatment programme NAP
Impact Mitigation programme NAP

Services available :
HIV counselling and testing services provided by NAP
No of ART site – 1 provided by NAP
No of STI services – 6 provided by NAP and PSI

Monitoring and Evaluation
HSS
HIV prevalence of Pregnant women – 0.5%
Male STD – 4.3%
New TB patients – 6.7%

Coverage

	Strategic Direction	Indicator	Reached
1	Sex workers and their clients	Sex workers reached with HIV prevention programme Condoms distributed	2,186 411,071
2	Men who have sex with men	MSM reached with HIV prevention programme	2,780
3	Drug users	PWID reached with HIV prevention programme (through DIC only) Needles distributed	- -
4	Institutionalized populations	Prisoners reached with HIV prevention programme	-
5	Mobile populations	Mobile and migrant population reached with HIV prevention programme	654
6	Uniformed services	Uniformed personnel reached with HIV prevention programme	404
7	Young people	Out of school youth (15-24) reached with HIV prevention programme	300
8	Workplace	People in workplace reached with HIV prevention programme	439
9	Comprehensive care, support and treatment	People Living with HIV in need receiving ARV	160
		People receiving CHBC package of support	517
		Mother-baby pair receiving a complete course of ART prophylaxis for PMCT	18

MAUBIN TOWNSHIP	
Area :	1,334.85 sqKm
State/Region	Ayeyarwady Region
Population :	413,131
NGOs working in township	MRCS, NAP, PSI



Partners working with :
Men who have sex with men programme NAP
Care and Treatment programme NAP
Impact Mitigation programme NAP

Services available :
HIV counselling and testing services provided by NAP
No of ART site – None
No of STI services – 3 provided by NAP and PSI

Monitoring and Evaluation
HSS
HIV prevalence of Pregnant women – 0.5%
Male STD – 1.3%

Coverage

Strategic Direction		Indicator	Reached
1	Sex workers and their clients	Sex workers reached with HIV prevention programme Condoms distributed	- 316,764
2	Men who have sex with men	MSM reached with HIV prevention programme	37
3	Drug users	PWID reached with HIV prevention programme (through DIC only) Needles distributed	- -
4	Institutionalized populations	Prisoners reached with HIV prevention programme	16
5	Mobile populations	Mobile and migrant population reached with HIV prevention programme	1,014
6	Uniformed services	Uniformed personnel reached with HIV prevention programme	187
7	Young people	Out of school youth (15-24) reached with HIV prevention programme	7,619
8	Workplace	People in workplace reached with HIV prevention programme	90
9	Comprehensive care, support and treatment	People Living with HIV in need receiving ARV	11
		People receiving CHBC package of support	186
		Mother-baby pair receiving a complete course of ART prophylaxis for PMCT	12

MAUNGDAW TOWNSHIP	
Area :	1,517.53 sq Km
State/Region	Rakhine State
Population :	506,986
NGOs working in township	AZG, NAP, PSI



Partners working with :
Sex workers programme AZG
Men who have sex with men programme AZG, PSI
Care and Treatment programme AZG

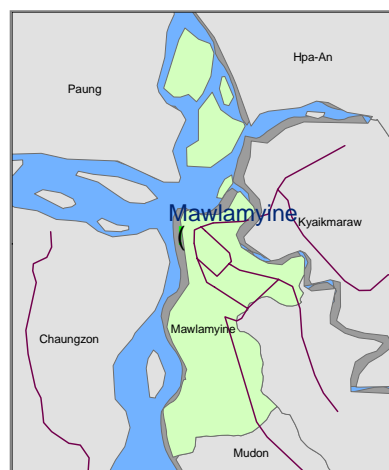
Services available :
HIV counselling and testing services provided by AZG and NAP
No of ART site – 1 provided by AZG
No of STI services – 1 provided by AZG

Monitoring and Evaluation
HSS - NA

Coverage

Strategic Direction		Indicator	Reached
1	Sex workers and their clients	Sex workers reached with HIV prevention programme Condoms distributed	512 217,891
2	Men who have sex with men	MSM reached with HIV prevention programme	2
3	Drug users	PWID reached with HIV prevention programme (through DIC only) Needles distributed	- -
4	Institutionalized populations	Prisoners reached with HIV prevention programme	-
5	Mobile populations	Mobile and migrant population reached with HIV prevention programme	-
6	Uniformed services	Uniformed personnel reached with HIV prevention programme	-
7	Young people	Out of school youth (15-24) reached with HIV prevention programme	-
8	Workplace	People in workplace reached with HIV prevention programme	-
9	Comprehensive care, support and treatment	People Living with HIV in need receiving ARV	-
		People receiving CHBC package of support	102
		Mother-baby pair receiving a complete course of ART prophylaxis for PMCT	8

MAWLAMYINE TOWNSHIP	
Area :	146.10 sq Km
State/Region	Mon State
Population :	463,857
NGOs working in township	AFXB, Alliance, CARE, Consortium, IOM, MNMA, MSI, NAP, PSI, UNDP, WV



Partners working with :
Sex workers programme Alliance, CARE, IOM, MSI, NAP, PSI
Men who have sex with men Alliance, CARE, IOM, MSI, PSI
Care and Treatment programme AFXB, CARE, Consortium, IOM, MNMA, MSI, NAP, PSI
Impact Mitigation programme AFXB, Alliance, CARE, IOM, MNMA, NAP, WV

Services available :
HIV counselling and testing services provided by MSI, NAP and PSI
No of ART sites – 4 provided by AFXB, Consortium, IOM and NAP
No of STI services – 17 provided by IOM, MSI, NSP and PSI

Monitoring and Evaluation
HSS
HIV prevalence of
Pregnant women – 0.8%
Male STD – 2.7%
New TB patients – 14%

Coverage

Strategic Direction		Indicator	Reached
1	Sex workers and their clients	Sex workers reached with HIV prevention programme	3,905
		Condoms distributed	806,037
2	Men who have sex with men	MSM reached with HIV prevention programme	1,437
3	Drug users	PWID reached with HIV prevention programme (through DIC only)	-
		Needles distributed	-
4	Institutionalized populations	Prisoners reached with HIV prevention programme	-
5	Mobile populations	Mobile and migrant population reached with HIV prevention programme	360
6	Uniformed services	Uniformed personnel reached with HIV prevention programme	-
7	Young people	Out of school youth (15-24) reached with HIV prevention programme	665
8	Workplace	People in workplace reached with HIV prevention programme	250
9	Comprehensive care, support and treatment	People Living with HIV in need receiving ARV	708
		People receiving CHBC package of support	3,773
		Mother- baby pair receiving a complete course of ART prophylaxis for PMCT	40

MEIKTILA TOWNSHIP	
Area :	1,312.13 sq Km
State/Region	Mandalay Region
Population :	478,146
NGOs working in township	NAP, PSI, UNION



Partners working with :
Sex workers programme NAP, PSI
Men who have sex with men programme NAP, PSI
Care and Treatment programme NAP, PSI, UNION
Impact Mitigation programme NAP

Services available :
HIV counselling and testing services provided by NAP and PSI
No of ART sites – 2 provided by NAP and UNION
No of STI services – 10 provided by NAP and PSI

Monitoring and Evaluation
HSS
HIV prevalence of
Pregnant women – 1%
Male STD – 5.3%
New TB patients – 11.3%

Coverage

Strategic Direction		Indicator	Reached
1	Sex workers and their clients	Sex workers reached with HIV prevention programme	1,796
		Condoms distributed	512,407
2	Men who have sex with men	MSM reached with HIV prevention programme	1,753
3	Drug users	PWID reached with HIV prevention programme (through DIC only)	-
		Needles distributed	-
4	Institutionalized populations	Prisoners reached with HIV prevention programme	95
5	Mobile populations	Mobile and migrant population reached with HIV prevention programme	-
6	Uniformed services	Uniformed personnel reached with HIV prevention programme	15
7	Young people	Out of school youth (15-24) reached with HIV prevention programme	-
8	Workplace	People in workplace reached with HIV prevention programme	-
9	Comprehensive care, support and treatment	People Living with HIV in need receiving ARV	511
		People receiving CHBC package of support	-
		Mother- baby pair receiving a complete course of ART prophylaxis for PMCT	60

MOGAUNG TOWNSHIP	
Area :	2,626.17 sq Km
State/Region	Kachin State
Population :	132,316
NGOs working in township	AZG, MDM, NAP, PSI, SARA



Partners working with :
Sex workers programme AZG, SARA
Men who have sex with men programme AZG
People who inject drugs programme AZG, MDM, SARA
Care and Treatment programme AZG, MDM, PSI
Impact Mitigation programme MDM

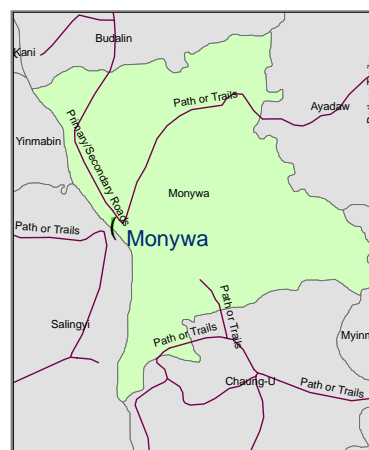
Services available :
HIV counselling and testing services provided by AZG and MDM
No of ART sites – 2 provided by AZG and MDM
No of STI services – 7 provided by AZG, MDM and PSI

Monitoring and Evaluation
HSS - NA

Coverage

Strategic Direction		Indicator	Reached
1	Sex workers and their clients	Sex workers reached with HIV prevention programme Condoms distributed	49 147,588
2	Men who have sex with men	MSM reached with HIV prevention programme	117
3	Drug users	PWID reached with HIV prevention programme (through DIC only) Needles distributed	845 682,424
4	Institutionalized populations	Prisoners reached with HIV prevention programme	-
5	Mobile populations	Mobile and migrant population reached with HIV prevention programme	-
6	Uniformed services	Uniformed personnel reached with HIV prevention programme	-
7	Young people	Out of school youth (15-24) reached with HIV prevention programme	-
8	Workplace	People in workplace reached with HIV prevention programme	-
9	Comprehensive care, support and treatment	People Living with HIV in need receiving ARV	707
		People receiving CHBC package of support	3
		Mother-baby pair receiving a complete course of ART prophylaxis for PMCT	29

MONYWA TOWNSHIP	
Area :	6,88.94 sq Km
State/Region	Sagaing Region
Population :	408,694
NGOs working in township	Alliance, Consortium, CARE, MBCA, MNMA, MSI, NAP, PSI, UNDP, UNION



Partners working with :
Sex workers programme CARE, MSI, NAP, PSI
Men who have sex with men Alliance, CARE, MSI, PSI
Care and Treatment programme CARE, Consortium, MNMA, MSI, PSI, UNION
Impact Mitigation programme CARE, MNMA, UNDP

Services available :
HIV counselling and testing services provided by MSI and PSI
No of ART sites – 3 provided by NAP, Consortium and UNION
No of STI services – 20 provided by MSI, NAP and PSI

Monitoring and Evaluation
HSS
HIV prevalence of
Pregnant women – 0.5%
Male STD – 1.3%
New TB patients – 12.7%

Coverage

Strategic Direction		Indicator	Reached
1	Sex workers and their clients	Sex workers reached with HIV prevention programme Condoms distributed	2,361 829,904
2	Men who have sex with men	MSM reached with HIV prevention programme	3,069
3	Drug users	PWID reached with HIV prevention programme (through DIC only) Needles distributed	- -
4	Institutionalized populations	Prisoners reached with HIV prevention programme	-
5	Mobile populations	Mobile and migrant population reached with HIV prevention programme	-
6	Uniformed services	Uniformed personnel reached with HIV prevention programme	-
7	Young people	Out of school youth (15-24) reached with HIV prevention programme	210
8	Workplace	People in workplace reached with HIV prevention programme	1,195
9	Comprehensive care, support and treatment	People Living with HIV in need receiving ARV	518
		People receiving CHBC package of support	70
		Mother-baby pair receiving a complete course of ART prophylaxis for PMCT	78

MUSE TOWNSHIP	
Area :	1,503.67 sq Km
State/Region	Shan State
Population :	148,722
NGOs working in township	AZG, CARE, MANA, MBCA, MNMA, NAP, PSI, UNDP, UNODC



Partners working with :
Sex workers programme AZG, CARE, NAP
Men who have sex with men AZG, CARE, MANA, NAP
People who inject drugs programme MANA, MBCA, UNODC
Care and Treatment programme AZG, MANA, MNMA, NAP, UNODC
Impact Mitigation programme MANA, MNMA, UNDP

Services available :
HIV counselling and testing services provided by AZG, MANA, NAP and UNODC
No of ART sites – 2 provided by AZG and NAP
No of STI services – 7 provided by AZG, MANA, NAP, PSI and UNODC

Monitoring and Evaluation
HSS
HIV prevalence of
Pregnant women – 4.5%
Male STD – 8.7%
PWID – 29%

Coverage

Strategic Direction		Indicator	Reached
1	Sex workers and their clients	Sex workers reached with HIV prevention programme	1,081
		Condoms distributed	647,169
2	Men who have sex with men	MSM reached with HIV prevention programme	127
3	Drug users	PWID reached with HIV prevention programme (through DIC only)	1,295
		Needles distributed	184,162
4	Institutionalized populations	Prisoners reached with HIV prevention programme	60
5	Mobile populations	Mobile and migrant population reached with HIV prevention programme	140
6	Uniformed services	Uniformed personnel reached with HIV prevention programme	21
7	Young people	Out of school youth (15-24) reached with HIV prevention programme	223
8	Workplace	People in workplace reached with HIV prevention programme	33
9	Comprehensive care, support and treatment	People Living with HIV in need receiving ARV	1225
		People receiving CHBC package of support	555
		Mother-baby pair receiving a complete course of ART prophylaxis for PMCT	57

MYAUNGMYA TOWNSHIP	
Area :	1,562.51 sq Km
State/Region	Ayeyarwaddy Region
Population :	329,301
NGOs working in township	NAP, PSI



Partners working with :
Sex workers programme NAP, PSI
Men who have sex with men programme NAP, PSI
Care and Treatment programme NAP
Impact Mitigation programme NAP

Services available :
HIV counselling and testing services provided by NAP
No of ART sites – 1 provided by NAP
No of STI services – 3 provided by NAP and PSI

Monitoring and Evaluation
HSS
HIV prevalence of
Male STD – 5.1%

Coverage

Strategic Direction		Indicator	Reached
1	Sex workers and their clients	Sex workers reached with HIV prevention programme Condoms distributed	331 60,852
2	Men who have sex with men	MSM reached with HIV prevention programme	355
3	Drug users	PWID reached with HIV prevention programme (through DIC only) Needles distributed	- -
4	Institutionalized populations	Prisoners reached with HIV prevention programme	-
5	Mobile populations	Mobile and migrant population reached with HIV prevention programme	85
6	Uniformed services	Uniformed personnel reached with HIV prevention programme	300
7	Young people	Out of school youth (15-24) reached with HIV prevention programme	-
8	Workplace	People in workplace reached with HIV prevention programme	106
9	Comprehensive care, support and treatment	People Living with HIV in need receiving ARV	41
		People receiving CHBC package of support	195
		Mother-baby pair receiving a complete course of ART prophylaxis for PMCT	8

MYAWADDY TOWNSHIP	
Area :	3,136.12 sq Km
State/Region	Kayin State
Population :	59,712
NGOs working in township	NAP, PSI



Partners working with :
Sex workers programme NAP
Men who have sex with men programme NAP
Care and Treatment programme NAP
Impact Mitigation programme NAP

Services available :
HIV counselling and testing services provided by NAP
No of ART sites – 1 provided by NAP
No of STI services – 5 provided by NAP and PSI

Monitoring and Evaluation
HSS
HIV prevalence of Pregnant women – 1.5%
Male STD – 6.7%

Coverage

Strategic Direction		Indicator	Reached
1	Sex workers and their clients	Sex workers reached with HIV prevention programme Condoms distributed	234 270,672
2	Men who have sex with men	MSM reached with HIV prevention programme	6
3	Drug users	PWID reached with HIV prevention programme (through DIC only) Needles distributed	- -
4	Institutionalized populations	Prisoners reached with HIV prevention programme	-
5	Mobile populations	Mobile and migrant population reached with HIV prevention programme	755
6	Uniformed services	Uniformed personnel reached with HIV prevention programme	-
7	Young people	Out of school youth (15-24) reached with HIV prevention programme	-
8	Workplace	People in workplace reached with HIV prevention programme	-
9	Comprehensive care, support and treatment	People Living with HIV in need receiving ARV	52
		People receiving CHBC package of support	10
		Mother-baby pair receiving a complete course of ART prophylaxis for PMCT	9

MYEIK TOWNSHIP	
Area :	1,417.89 sq Km
State/Region	Tanintharyi Region
Population :	305,710
NGOs working in township	MANA, NAP, PSI, WV



Partners working with :
Sex workers programme NAP
Men who have sex with men programme NAP, PSI, WV
Care and Treatment programme NAP
Impact Mitigation programme NAP, WV

Services available :
HIV counselling and testing services provided by NAP and WV
No of ART sites – 1 provided by NAP
No of STI services – 14 provided by NAP and PSI

Monitoring and Evaluation
HSS
HIV prevalence of
Pregnant women – 0.5%
Male STD – 6.7%
New TB patients – 10%

Coverage

Strategic Direction		Indicator	Reached
1	Sex workers and their clients	Sex workers reached with HIV prevention programme	1,414
		Condoms distributed	251,299
2	Men who have sex with men	MSM reached with HIV prevention programme	1,399
3	Drug users	PWID reached with HIV prevention programme (through DIC only)	-
		Needles distributed	-
4	Institutionalized populations	Prisoners reached with HIV prevention programme	67
5	Mobile populations	Mobile and migrant population reached with HIV prevention programme	94
6	Uniformed services	Uniformed personnel reached with HIV prevention programme	185
7	Young people	Out of school youth (15-24) reached with HIV prevention programme	66
8	Workplace	People in workplace reached with HIV prevention programme	709
9	Comprehensive care, support and treatment	People Living with HIV in need receiving ARV	97
		People receiving CHBC package of support	196
		Mother- baby pair receiving a complete course of ART prophylaxis for PMCT	65

MYINGYAN TOWNSHIP	
Area :	969.40 sq Km
State/Region	Mandalay Region
Population :	431,837
NGOs working in township	MANA, MSI, NAP, PGK, PSI, UNION



Partners working with :
Sex workers programme MSI, NAP, PGK
Men who have sex with men programme MSI, PGK
Care and Treatment programme MSI, NAP, PGK, PSI, UNION
Impact Mitigation programme NAP, PGK

Services available :
HIV counselling and testing services provided by MSI and NAP
No of ART sites – 2 provided by NAP and UNION
No of STI services – 6 provided by MSI, NAP, PGK and PSI

Monitoring and Evaluation
HSS
HIV prevalence of
Pregnant women – 0.8%
Male STD – 1.3%
New TB patients – 15.3%

Coverage

Strategic Direction		Indicator	Reached
1	Sex workers and their clients	Sex workers reached with HIV prevention programme Condoms distributed	990 395,649
2	Men who have sex with men	MSM reached with HIV prevention programme	1,130
3	Drug users	PWID reached with HIV prevention programme (through DIC only) Needles distributed	- -
4	Institutionalized populations	Prisoners reached with HIV prevention programme	-
5	Mobile populations	Mobile and migrant population reached with HIV prevention programme	100
6	Uniformed services	Uniformed personnel reached with HIV prevention programme	316
7	Young people	Out of school youth (15-24) reached with HIV prevention programme	2,461
8	Workplace	People in workplace reached with HIV prevention programme	182
9	Comprehensive care, support and treatment	People Living with HIV in need receiving ARV	296
		People receiving CHBC package of support	285
		Mother-baby pair receiving a complete course of ART prophylaxis for PMCT	23

MYITKYINA TOWNSHIP	
Area :	6,501.02 sq Km
State/Region	Kachin State
Population :	255,627
NGOs working in township	AZG, MDM, NAP, PSI, SARA, UNDP, UNODC



Partners working with :
Sex workers programme AZG, NAP, PSI, SARA
Men who have sex with men programme AZG, NAP, PSI
People who inject drugs programme AZG, MDM, NAP, SARA, UNODC
Care and Treatment programme AZG, MDM, NAP, PSI
Impact Mitigation programme MDM, NAP, SARA, UNDP

Services available :
HIV counselling and testing services provided by AZG, MDM, NAP, PSI and SARA
No of ART sites – 5 provided by AZG, MDM and NAP
No of STI services – 18 provided by AZG, MDM, NAP and PSI

Monitoring and Evaluation
HSS
HIV prevalence of
Pregnant women – 1.3%
Male STD – 7.5%
FSW – 9%
PWID – 32.5%

Coverage

Strategic Direction		Indicator	Reached
1	Sex workers and their clients	Sex workers reached with HIV prevention programme	1,670
		Condoms distributed	1,061,930
2	Men who have sex with men	MSM reached with HIV prevention programme	1,887
3	Drug users	PWID reached with HIV prevention programme (through DIC only)	2,057
		Needles distributed	1,009,496
4	Institutionalized populations	Prisoners reached with HIV prevention programme	340
5	Mobile populations	Mobile and migrant population reached with HIV prevention programme	529
6	Uniformed services	Uniformed personnel reached with HIV prevention programme	77
7	Young people	Out of school youth (15-24) reached with HIV prevention programme	32
8	Workplace	People in workplace reached with HIV prevention programme	113
9	Comprehensive care, support and treatment	People Living with HIV in need receiving ARV	3,321
		People receiving CHBC package of support	102
		Mother-baby pair receiving a complete course of ART prophylaxis for PMCT	217

NYAUNG-U TOWNSHIP	
Area :	1,483.29 sq Km
State/Region	Mandalay Region
Population :	347,343
NGOs working in township	NAP, PSI



Partners working with :
Sex workers programme NAP
Care and Treatment programme NAP
Impact Mitigation programme NAP

Services available :
HIV counselling and testing services provided by NAP
No of ART sites – None
No of STI services – 3 provided by NAP and PSI

Monitoring and Evaluation
HSS
HIV prevalence of
Pregnant women – 0.3%
Male STD – 0.9%
New TB patients – 4.7%

Coverage

Strategic Direction		Indicator	Reached
1	Sex workers and their clients	Sex workers reached with HIV prevention programme Condoms distributed	62 246,864
2	Men who have sex with men	MSM reached with HIV prevention programme	-
3	Drug users	PWID reached with HIV prevention programme (through DIC only) Needles distributed	- -
4	Institutionalized populations	Prisoners reached with HIV prevention programme	196
5	Mobile populations	Mobile and migrant population reached with HIV prevention programme	85
6	Uniformed services	Uniformed personnel reached with HIV prevention programme	120
7	Young people	Out of school youth (15-24) reached with HIV prevention programme	1,014
8	Workplace	People in workplace reached with HIV prevention programme	116
9	Comprehensive care, support and treatment	People Living with HIV in need receiving ARV	9
		People receiving CHBC package of support	64
		Mother-baby pair receiving a complete course of ART prophylaxis for PMCT	22

PAKOKKU TOWNSHIP	
Area :	1,258.32 sq Km
State/Region	Magway Region
Population :	427,742
NGOs working in township	MBCA, MNMA, NAP, PSI, UNDP, UNION



Partners working with :
Sex workers programme NAP, PSI
Men who have sex with men programme NAP, PSI
Care and Treatment programme MNMA, NAP, UNION
Impact Mitigation programme MNMA, NAP, UNDP

Services available :
HIV counselling and testing services provided by NAP
No of ART sites – 1 provided by UNION
No of STI services – 13 provided by NAP and PSI

Monitoring and Evaluation
HSS
HIV prevalence of
Pregnant women – 0.5%
Male STD – 4%

Coverage

Strategic Direction		Indicator	Reached
1	Sex workers and their clients	Sex workers reached with HIV prevention programme Condoms distributed	235 466,852
2	Men who have sex with men	MSM reached with HIV prevention programme	207
3	Drug users	PWID reached with HIV prevention programme (through DIC only) Needles distributed	- -
4	Institutionalized populations	Prisoners reached with HIV prevention programme	-
5	Mobile populations	Mobile and migrant population reached with HIV prevention programme	922
6	Uniformed services	Uniformed personnel reached with HIV prevention programme	1,286
7	Young people	Out of school youth (15-24) reached with HIV prevention programme	1,005
8	Workplace	People in workplace reached with HIV prevention programme	1,134
9	Comprehensive care, support and treatment	People Living with HIV in need receiving ARV	852
		People receiving CHBC package of support	234
		Mother-baby pair receiving a complete course of ART prophylaxis for PMCT	17

PATHEIN TOWNSHIP	
Area :	1,447.60sq Km
State/Region	Ayeyarwaddy Region
Population :	37,2199
NGOs working in township	Alliance, CARE, MNMA, MSI, NAP, PGK, PSI



Partners working with :
Sex workers programme CARE, MSI, NAP, PGK, PSI
Men who have sex with men programme CARE, MSI, NAP, PGK, PSI
Care and Treatment programme MNMA, MSI, NAP, PGK, PSI
Impact Mitigation programme Alliance, MNMA, NAP, PGK

Services available :
HIV counselling and testing services provided by MSI, NAP and PSI
No of ART site – 2 provided by NAP and PGK
No of STI services – 12 provided by MSI, NAP, PGK and PSI

Monitoring and Evaluation
HSS
HIV prevalence of
Pregnant women – 0.8%
Male STD – 4%
New TB patients – 12%

Coverage

Strategic Direction		Indicator	Reached
1	Sex workers and their clients	Sex workers reached with HIV prevention programme Condoms distributed	2,636 682,398
2	Men who have sex with men	MSM reached with HIV prevention programme	2,369
3	Drug users	PWID reached with HIV prevention programme (through DIC only) Needles distributed	- -
4	Institutionalized populations	Prisoners reached with HIV prevention programme	-
5	Mobile populations	Mobile and migrant population reached with HIV prevention programme	365
6	Uniformed services	Uniformed personnel reached with HIV prevention programme	60
7	Young people	Out of school youth (15-24) reached with HIV prevention programme	757
8	Workplace	People in workplace reached with HIV prevention programme	208
9	Comprehensive care, support and treatment	People Living with HIV in need receiving ARV	177
		People receiving CHBC package of support	1,214
		Mother-baby pair receiving a complete course of ART prophylaxis for PMCT	40

PYAY TOWNSHIP	
Area :	788.40 sq Km
State/Region	Bago Region
Population :	274,072
NGOs working in township	Alliance, Burnet, CARE, MANA, MBCA, MNMA, MSI, NAP, PSI



Partners working with :
Sex workers programme Alliance, CARE, MSI, PSI
Men who have sex with men programme Alliance, CARE, MBCA, MSI, PSI
Care and Treatment programme MNMA, MSI, NAP, PSI
Impact Mitigation programme CARE, MNMA

Services available :
HIV counselling and testing services provided by Burnet, MSI and PSI
No of ART sites – 1 provided by NAP
No of STI services – 15 provided by Burnet, MSI and PSI

Monitoring and Evaluation
HSS
HIV prevalence of
Pregnant women – 0.5%
Male STD – 4%
New TB patients – 10%

Coverage

Strategic Direction		Indicator	Reached
1	Sex workers and their clients	Sex workers reached with HIV prevention programme Condoms distributed	2,337 703,389
2	Men who have sex with men	MSM reached with HIV prevention programme	3,393
3	Drug users	PWID reached with HIV prevention programme (through DIC only) Needles distributed	- -
4	Institutionalized populations	Prisoners reached with HIV prevention programme	-
5	Mobile populations	Mobile and migrant population reached with HIV prevention programme	-
6	Uniformed services	Uniformed personnel reached with HIV prevention programme	-
7	Young people	Out of school youth (15-24) reached with HIV prevention programme	714
8	Workplace	People in workplace reached with HIV prevention programme	1,241
9	Comprehensive care, support and treatment	People Living with HIV in need receiving ARV	59
		People receiving CHBC package of support	561
		Mother-baby pair receiving a complete course of ART prophylaxis for PMCT	31

PYINOOLWIN TOWNSHIP	
Area :	66.38 sq Km
State/Region	Mandalay Region
Population :	140,254
NGOs working in township	NAP, PSI, UNODC



Partners working with :
Men who have sex with men programme PSI
People who inject drugs programme UNODC
Care and Treatment programme NAP, PSI

Services available :
HIV counselling and testing services provided by NAP
No of ART sites – 1 provided by NAP
No of STI services – 5 provided by PSI

Monitoring and Evaluation
HSS
HIV prevalence of
Pregnant women – 1.3%
Male STD – 1.3%

Coverage

Strategic Direction		Indicator	Reached
1	Sex workers and their clients	Sex workers reached with HIV prevention programme Condoms distributed	- 172,437
2	Men who have sex with men	MSM reached with HIV prevention programme	25
3	Drug users	PWID reached with HIV prevention programme (through DIC only) Needles distributed	11 6
4	Institutionalized populations	Prisoners reached with HIV prevention programme	-
5	Mobile populations	Mobile and migrant population reached with HIV prevention programme	-
6	Uniformed services	Uniformed personnel reached with HIV prevention programme	423
7	Young people	Out of school youth (15-24) reached with HIV prevention programme	-
8	Workplace	People in workplace reached with HIV prevention programme	-
9	Comprehensive care, support and treatment	People Living with HIV in need receiving ARV	67
		People receiving CHBC package of support	-
		Mother-baby pair receiving a complete course of ART prophylaxis for PMCT	24

PYINMANA TOWNSHIP	
Area :	2051.97 sq Km
State/Region	Mandalay Region
Population :	230,968
NGOs working in township	NAP, PSI



Partners working with :
Sex workers programme NAP
Men who have sex with men programme NAP, PSI
Care and Treatment programme NAP, PSI
Impact Mitigation programme NAP

Services available :
No of ART sites – 1 provided by NAP
No of STI services – 14 provided by NAP and PSI

Monitoring and Evaluation
HSS
HIV prevalence of
New TB patients – 12%

Coverage

Strategic Direction		Indicator	Reached
1	Sex workers and their clients	Sex workers reached with HIV prevention programme	70
		Condoms distributed	461,996
2	Men who have sex with men	MSM reached with HIV prevention programme	50
3	Drug users	PWID reached with HIV prevention programme (through DIC only)	-
		Needles distributed	-
4	Institutionalized populations	Prisoners reached with HIV prevention programme	-
5	Mobile populations	Mobile and migrant population reached with HIV prevention programme	-
6	Uniformed services	Uniformed personnel reached with HIV prevention programme	-
7	Young people	Out of school youth (15-24) reached with HIV prevention programme	35
8	Workplace	People in workplace reached with HIV prevention programme	60
9	Comprehensive care, support and treatment	People Living with HIV in need receiving ARV	33
		People receiving CHBC package of support	37
		Mother-baby pair receiving a complete course of ART prophylaxis for PMCT	32

SHWEBO TOWNSHIP	
Area :	1067.58 sq Km
State/Region	Sagaing Region
Population :	347,479
NGOs working in township	NAP, PSI



Partners working with :
Sex workers programme NAP
Men who have sex with men programme NAP
Care and Treatment programme NAP, PSI
Impact Mitigation programme NAP

Services available :
HIV counselling and testing services provided by NAP
No of ART sites – None
No of STI services – 15 provided by NAP and PSI

Monitoring and Evaluation
HSS
HIV prevalence of
Pregnant women – 0.8%
Male STD – 3.3%

Coverage

	Strategic Direction	Indicator	Reached
1	Sex workers and their clients	Sex workers reached with HIV prevention programme Condoms distributed	24 330,890
2	Men who have sex with men	MSM reached with HIV prevention programme	55
3	Drug users	PWID reached with HIV prevention programme (through DIC only) Needles distributed	- -
4	Institutionalized populations	Prisoners reached with HIV prevention programme	1
5	Mobile populations	Mobile and migrant population reached with HIV prevention programme	122
6	Uniformed services	Uniformed personnel reached with HIV prevention programme	512
7	Young people	Out of school youth (15-24) reached with HIV prevention programme	35
8	Workplace	People in workplace reached with HIV prevention programme	56
9	Comprehensive care, support and treatment	People Living with HIV in need receiving ARV	-
		People receiving CHBC package of support	92
		Mother-baby pair receiving a complete course of ART prophylaxis for PMCT	7

SITTWE TOWNSHIP	
Area :	231.59 sq Km
State/Region	Rakhine State
Population :	273,388
NGOs working in township	AZG, NAP, PSI, UNDP



Partners working with :
Sex workers programme AZG, NAP, PSI
Men who have sex with men programme AZG, NAP, PSI
People who inject drugs programme AZG
Care and Treatment programme AZG, NAP
Impact Mitigation programme NAP

Services available :
HIV counselling and testing services provided by AZG and NAP
No of ART sites – 2 provided by AZG and NAP
No of STI services – 2 provided by AZG and NAP

Monitoring and Evaluation
HSS
HIV prevalence of
New TB patients – 2%

Coverage

Strategic Direction		Indicator	Reached
1	Sex workers and their clients	Sex workers reached with HIV prevention programme Condoms distributed	1,235 281,970
2	Men who have sex with men	MSM reached with HIV prevention programme	1,072
3	Drug users	PWID reached with HIV prevention programme (through DIC only) Needles distributed	- 1,977
4	Institutionalized populations	Prisoners reached with HIV prevention programme	7
5	Mobile populations	Mobile and migrant population reached with HIV prevention programme	100
6	Uniformed services	Uniformed personnel reached with HIV prevention programme	-
7	Young people	Out of school youth (15-24) reached with HIV prevention programme	-
8	Workplace	People in workplace reached with HIV prevention programme	109
9	Comprehensive care, support and treatment	People Living with HIV in need receiving ARV	334
		People receiving CHBC package of support	102
		Mother-baby pair receiving a complete course of ART prophylaxis for PMCT	8

TACHILEIK TOWNSHIP	
Area :	3,587.40 sq Km
State/Region	Shan State
Population :	99,510
NGOs working in township	MANA, NAP, PSI, UNODC, WV



Partners working with :
Sex workers programme NAP, PSI
Men who have sex with men programme MANA, PSI
People who inject drugs programme MANA, UNODC
Care and Treatment programme NAP
Impact Mitigation programme WV

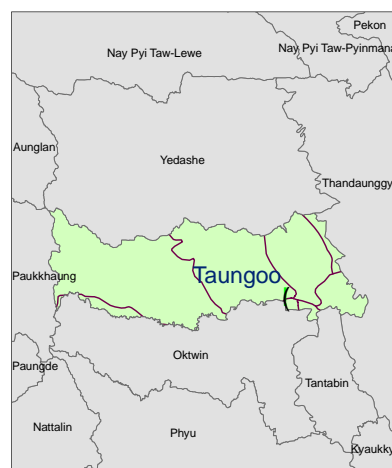
Services available :
HIV counselling and testing services provided by MANA and UNODC
No of ART sites – 1 provided by NAP
No of STI services – 8 provided by NAP, PSI and UNODC

Monitoring and Evaluation
HSS
HIV prevalence of
Pregnant women – 1.3%
Male STD – 4.1%
New TB patients – 8.5%

Coverage

Strategic Direction		Indicator	Reached
1	Sex workers and their clients	Sex workers reached with HIV prevention programme	973
		Condoms distributed	498,668
2	Men who have sex with men	MSM reached with HIV prevention programme	925
3	Drug users	PWID reached with HIV prevention programme (through DIC only)	256
		Needles distributed	109,003
4	Institutionalized populations	Prisoners reached with HIV prevention programme	-
5	Mobile populations	Mobile and migrant population reached with HIV prevention programme	-
6	Uniformed services	Uniformed personnel reached with HIV prevention programme	-
7	Young people	Out of school youth (15-24) reached with HIV prevention programme	648
8	Workplace	People in workplace reached with HIV prevention programme	148
9	Comprehensive care, support and treatment	People Living with HIV in need receiving ARV	150
		People receiving CHBC package of support	59
		Mother-baby pair receiving a complete course of ART prophylaxis for PMCT	29

TAUNGGOO TOWNSHIP	
Area :	1717.56 sq Km
State/Region	Bago Region
Population :	267,507
NGOs working in township	NAP, PSI



Partners working with :
Sex workers programme NAP, PSI
Men who have sex with men programme NAP, PSI
Care and Treatment programme NAP, PSI

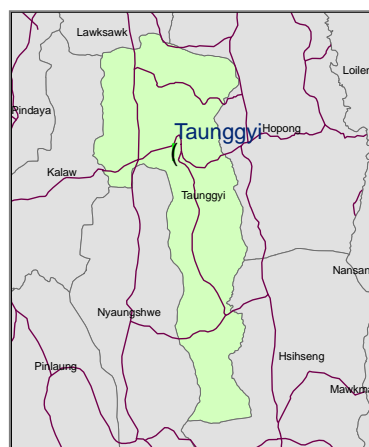
Services available :
HIV counselling and testing services provided by NAP and PSI
No of ART sites – 1 provided by NAP
No of STI services – 19 provided by NAP and PSI

Monitoring and Evaluation
HSS
HIV prevalence of
Pregnant women – 0.5%
Male STD – 4.7%
New TB patients – 12.7%

Coverage

Strategic Direction		Indicator	Reached
1	Sex workers and their clients	Sex workers reached with HIV prevention programme Condoms distributed	500 318,780
2	Men who have sex with men	MSM reached with HIV prevention programme	2,089
3	Drug users	PWID reached with HIV prevention programme (through DIC only) Needles distributed	- -
4	Institutionalized populations	Prisoners reached with HIV prevention programme	105
5	Mobile populations	Mobile and migrant population reached with HIV prevention programme	-
6	Uniformed services	Uniformed personnel reached with HIV prevention programme	800
7	Young people	Out of school youth (15-24) reached with HIV prevention programme	-
8	Workplace	People in workplace reached with HIV prevention programme	75
9	Comprehensive care, support and treatment	People Living with HIV in need receiving ARV	30
		People receiving CHBC package of support	129
		Mother- baby pair receiving a complete course of ART prophylaxis for PMCT	13

TAUNGGYI TOWNSHIP	
Area :	1,936.87 sq Km
State/Region	Shan State
Population :	325,939
NGOs working in township	MANA, NAP, PGK, PSI, UNDP, UNION, UNODC



Partners working with :
Sex workers programme MANA, NAP, PSI
Men who have sex with men programme MANA, NAP, PSI
People who inject drugs programme MANA, NAP, UNODC
Care and Treatment programme MANA, NAP, PGK, UNION
Impact Mitigation programme MANA, NAP, PGK, UNDP

Services available :
HIV counselling and testing services provided by MANA and NAP
No of ART sites – 2 provided by NAP and UNION
No of STI services – 23 provided by MANA, NAP, PSI and UNODC

Monitoring and Evaluation
HSS
HIV prevalence of
Pregnant women – 1.5%
Male STD – 11.3%
FSW – 7.5%
PWID – 11%

Coverage

Strategic Direction		Indicator	Reached
1	Sex workers and their clients	Sex workers reached with HIV prevention programme Condoms distributed	1,265 737,251
2	Men who have sex with men	MSM reached with HIV prevention programme	222
3	Drug users	PWID reached with HIV prevention programme (through DIC only) Needles distributed	47 37,536
4	Institutionalized populations	Prisoners reached with HIV prevention programme	181
5	Mobile populations	Mobile and migrant population reached with HIV prevention programme	199
6	Uniformed services	Uniformed personnel reached with HIV prevention programme	152
7	Young people	Out of school youth (15-24) reached with HIV prevention programme	960
8	Workplace	People in workplace reached with HIV prevention programme	19
9	Comprehensive care, support and treatment	People Living with HIV in need receiving ARV	765
		People receiving CHBC package of support	1442
		Mother-baby pair receiving a complete course of ART prophylaxis for PMCT	66