



PROGRESS REPORT 2012

National Strategic Plan for HIV/AIDS
in Myanmar



Progress Report 2012

National Strategic Plan for HIV/AIDS in Myanmar

Table of Contents

Acknowledgements	5
Acronyms and abbreviations	6
PART I	
INTRODUCTION	8
RESOURCE NEEDS AND EXPENDITURES	10
INDICATOR SUMMARY	14
STRATEGY I: PREVENTION	17
STRATEGY II: COMPREHENSIVE CONTINUUM OF CARE FOR PEOPLE LIVING WITH HIV	49
STRATEGY III: MITIGATION OF THE IMPACT OF HIV ON PEOPLE LIVING WITH HIV AND THEIR FAMILIES	58
CROSS-CUTTING INTERVENTIONS	63
PART II SERVICE PROVISION AT STATE AND REGION LEVEL	68
PART III SELECTED TOWNSHIP PROFILES	87
BUDGET – OPERATIONAL PLAN AND REPORTED EXPENDITURE 2012	126

Tables

Table 1: Structure and Priorities of the National Strategic Plan on AIDS Myanmar 2011–2015.....	9
Table 2: Expenditure and costs of HIV prevention among female sex workers and their clients.....	18
Table 3: Female sex workers reached by organization in 2012.....	18
Table 4: Clients of female sex workers reached by organization in 2012.....	21
Table 5: Clients of female sex workers reached by state and region.....	21
Table 6: Expenditure and costs of HIV prevention among men who have sex with men.....	24
Table 7: Men who have sex with men reached by organization in 2012.....	24
Table 8: Expenditure and costs of HIV prevention among people who inject and use drugs.....	28
Table 9: PWID and PWUD reached by prevention and harm reduction interventions in 2012.....	28
Table 10: Sterile needles and syringes distributed by organization and state/region in 2012.....	30
Table 11: Expenditure and costs of HIV among institutionalized population.....	34
Table 12: Institutionalized population reached by organization in 2012.....	34
Table 13: Institutionalized population reached by state and region in 2012.....	35
Table 14: Expenditure and costs of HIV prevention interventions – mobile and migrant populations.....	36
Table 15: Mobile population and migrants reached by organization in 2012.....	36
Table 16: Mobile population and migrants reached by state and region in 2012.....	37
Table 17: Expenditure and costs of comprehensive HIV prevention package – uniformed services.....	38
Table 18: Uniformed services personnel reached by organization in 2012.....	38
Table 19: Expenditure and costs of HIV prevention package – Out-of-school Youth.....	39
Table 20: Out-of-school youth reached by organization in 2012.....	40
Table 21: Out-of-school reached by state and region in 2012.....	40
Table 22: Expenditure and costs of comprehensive HIV prevention package – workplace.....	41
Table 23: People reached through workplace programmes by organization in 2012.....	41
Table 24: People reached through workplace programmes by state and region in 2012.....	42
Table 25: Number of target population receiving HIV test and post-test counselling in 2012.....	43
Table 26: Number of target population receiving HIV test and post-test counselling by state and region in 2012.....	44
Table 27: People receiving STI treatment by organization in 2012.....	46
Table 28: People receiving STI treatment by state and region in 2012.....	47
Table 29: Expenditure and costs for ART.....	50
Table 30: People receiving cotrimoxazole prophylaxis by organization in 2012.....	50
Table 31: People receiving ART by state and region in 2012.....	51
Table 32: People receiving ART by organization in 2012.....	51
Table 33: Expenditure and costs for PMCT.....	54
Table 34: Number of pregnant women HIV pre-test counselling and testing by state and region in 2012.....	55
Table 35: Expenditure and costs for Community Home Based Care.....	58
Table 36: People receiving community based care with different type of support by organization in 2012.....	59
Table 37: PLHIV involved in self-help groups by state and region in 2012.....	60
Table 38: Expenditure and costs for comprehensive prevention package – orphans and vulnerable children.....	61
Table 39: Selected results from AEM for 2012.....	64
Table 40: Selected results from AEM for 2012.....	64
Table 41: HIV prevalence among sentinel populations – HSS 2012.....	66

Figures

Figure 1: Resource Needs and Actual Expenditures by Spending Category – 2012	10
Figure 2: Resource Needs and Actual Expenditures on HIV Prevention – 2012	11
Figure 3: Resource Needs and Actual Expenditures for HIV Prevention – 2012	12
Figure 4: New Infections for Key Affected Populations and Expenditures on HIV Prevention – 2012	12
Figure 5: Actual and Expected HIV/AIDS Expenditures 2011–2015 (Excluding New Funding from GFATM)	13
Figure 6: Female sex workers reached by state and region for all organizations in 2012	19
Figure 7: MSM reached by state and region for all organizations in 2012	25
Figure 8: Sterile needles and syringes distributed 2003–2012	29
Figure 9: People on MMT 2006–2012	32
Figure 10: Condom distributed – Free distribution and social marketing 2001–2012	43
Figure 11: People receiving ART 2007–2012	52
Figure 12: Mothers receiving ARV prophylaxis 2003–2012	56
Figure 13: PMCT sites of National AIDS Programme 2001–2012	56
Figure 14: Number of SHGs affiliated with MPG by state and region – 2006 and 2013 (May)	60
Figure 15: Orphans and vulnerable children receiving support 2005–2012	61
Figure 16: Number of new infections by route of transmission	65

Maps

Map 1: Distribution of services for female sex workers by townships	20
Map 2: Condom Distribution	22
Map 3: Distribution by township of services for men who have sex with men in 2012	26
Map 4: Distribution of Drop-in-centres by township in 2012	31
Map 5: People on MMT and distribution of MMT sites by township in 2012	33
Map 6: Distribution of VCCT service delivery points	45
Map 7: Distribution of STI service delivery points and STI treatment by township	48
Map 8: Distribution by township of people receiving ART and ART sites	53
Map 9: PMCT sites - distribution by townships	57
Map 10: Distribution by township of services for orphans and vulnerable children	62

Acknowledgements

We would like to offer our sincere thanks to H.E. Professor Pe Thet Khin, Union Minister for Health and Chairperson of the Myanmar Country Coordination Mechanism, for his exemplary leadership, guidance and support which have helped accelerating and scaling up efforts to address HIV and AIDS in Myanmar.

The encouragement and support of H.E. Dr. Than Aung and H.E. Dr. Thein Thein Htay, Deputy Ministers for Health, are also thankfully acknowledged.

The collaboration and help of Dr. Min Than Nyunt, Director-General (Department of Health), Dr. Soe Lwin Nyein, Deputy Director-General (Disease Control) and Dr. Thandar Lwin, Director (Disease Control) of the Department of Health have also been much appreciated including in the preparation of this annual report.

Particular thanks go to Dr. Htun Nyunt Oo, Assistant Director, Care and Treatment, National AIDS Programme and the UNAIDS Country Office for coordinating the data collection, analysing the data and drafting this report.

The National AIDS Programme extends its sincere thanks to the responsible officials of our programme, implementing partners, civil society representatives, technical agencies and development partners for their collaboration in preparation of this report.

Dr. Myint Shwe
Deputy Director/Programme Manager
National AIDS Programme
Department of Health

Acronyms and abbreviations

AFXB	Association François-Xavier Bagnoud International
AHRN	Asian Harm Reduction Network
Alliance	International HIV/AIDS Alliance
AMI	Aide Médicale Internationale
ART	Antiretroviral Therapy
ARV	Antiretroviral
BSS	Behavioural Surveillance Survey
Burnet	Burnet Institute
CBO	Community Based Organization
CCDAC	Central Committee for Drug Abuse Control
Consortium	Myanmar NGO Consortium on HIV/AIDS
DEPT	Department of Educational Planning and Training
DIC	Drop-in Centre
FBO	Faith Based Organization
FSW	Female Sex Workers
HSCC	Health Sector Coordination Committee
HSS	HIV Sentinel Sero-surveillance
IBBS	Integrated Biological and Behavioural Surveillance
IFRC	International Federation of Red Cross and Red Crescent Societies
IOM	International Organization for Migration
Malteser	Malteser International
MANA	Myanmar Anti-Narcotics Association
MBCA	Myanmar Business Coalition on AIDS
MDM	Médecins du Monde
MMA	Myanmar Medical Association
MMT	Methadone Maintenance Therapy
MPG	Myanmar Positive Group
MSF-CH	Médecins Sans Frontières Switzerland
MSF-Holland	Médecins Sans Frontières Holland
MSI	Marie Stopes International
MSM	Men who have sex with men
M&E	Monitoring and evaluation
NAP	National AIDS Programme
NAP-UNION	NAP-International Union against Tuberculosis and Lung Disease
NEQAS	National External Quality Assessment Scheme
NSP II	Myanmar National Strategic Plan on HIV and AIDS 2011–2015
OSY	Out-of-school youth
OVC	Orphans and vulnerable children

PGK	Pyi Gyi Khin
PLHIV	People living with HIV
PMCT	Prevention of Mother-to-Child Transmission of HIV
PSI	Population Services International
PWID	People who inject drugs
RM	Ratana Metta
SARA	Substance Abuse Research Association
SC	Save the Children
UNAIDS	Joint United Nations Programme on HIV/AIDS
UNDP	United Nations Development Programme
UNFPA	United Nations Population Fund
UNICEF	United Nations Children's Fund
UNODC	United Nations Office on Drugs and Crime
UNOPS	United Nations Office for Project Services
VCCT	Voluntary HIV Counselling and Testing
WFP	World Food Programme
WHO	World Health Organization
WV	World Vision International

INTRODUCTION

Myanmar's National Strategic Plan

The second Myanmar National Strategic Plan on HIV and AIDS, 2011–2015 (NSP II), was developed in 2010. Progress on the implementation of the plan is reported on a yearly basis. The information included in this report has been provided by organizations involved in the national response to HIV and AIDS in 2012.

The NSP II includes three strategic priorities and a series of cross-cutting interventions aimed at providing HIV prevention, care and treatment and support for people living with HIV (PLHIV) and creating an enabling environment to achieve the “Three Zeros” – zero new HIV infections, zero AIDS-related deaths and zero stigma and discrimination.

The NSP II includes a monitoring and evaluation (M&E) framework illustrating indicators and targets that are used for the measurement of progress towards the objectives of the plan. Each indicator is described in detail in the National M&E Plan and these descriptions guide organizations in their reporting efforts.

Targets of the NSP II

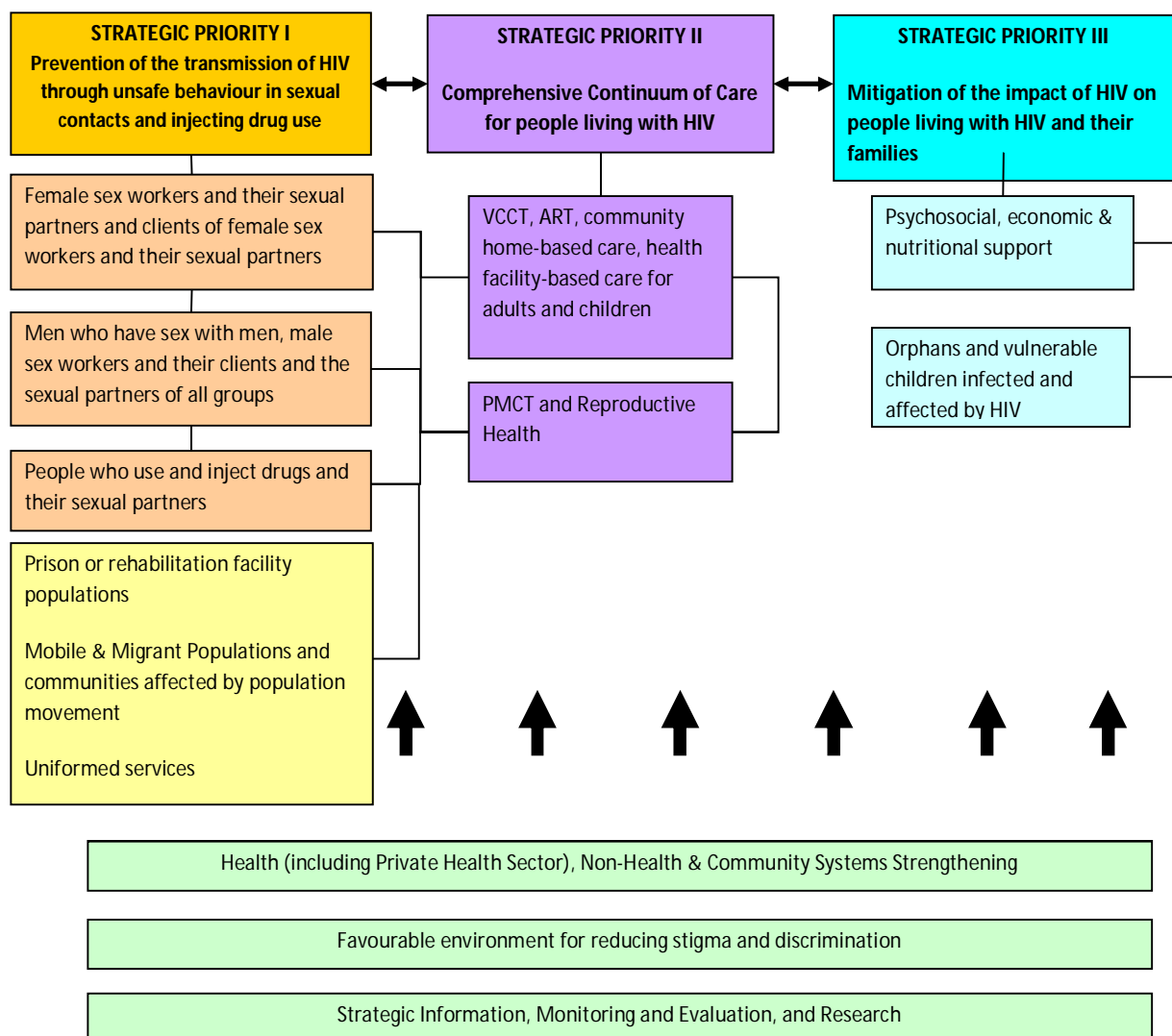
The NSP II aims to achieve the following targets by 2015:

1. New HIV infections will be reduced by one half of those estimated to have occurred in 2010, with an equal reduction among males and females. Less than 5,000 new HIV infections shall occur in 2015 compared to 2010.
2. By 2015, 85% of eligible PLHIV will receive ARV treatment based on current national treatment guidelines (i.e. CD4 count $<350/\text{mm}^3$) without differences based on gender, infection mode, age, ethnicity and location. 96,000 adults and 4,500 children will be receiving ARV treatment in 2015.¹
3. More than 80% of HIV-positive pregnant women will receive antiretroviral prophylaxis to reduce the risk of mother-to-children transmission in 2015 (2,680 pregnant women).
4. A much larger number of people living with HIV or affected by HIV will receive support in line with the assessed needs: 48,500 of them will receive community home based care and 15,000 orphans and vulnerable children (OVC) will receive some form of support in 2015.
5. By 2015, the coverage of interventions for most-at-risk populations will have greatly improved:
 - Consistent condom use by female sex workers (FSW) will have reached over 80%
 - Consistent condom use by men who have sex with men (MSM) will be higher than 70%
 - More than 80% of injecting drug users (IDUs) will consistently avoid using unsterile needles.

¹ This target has been revised in 2012.

Strategic Priorities of the NSP II

Table 1: Structure and Priorities of the National Strategic Plan on AIDS Myanmar 2011–2015



RESOURCE NEEDS AND EXPENDITURES

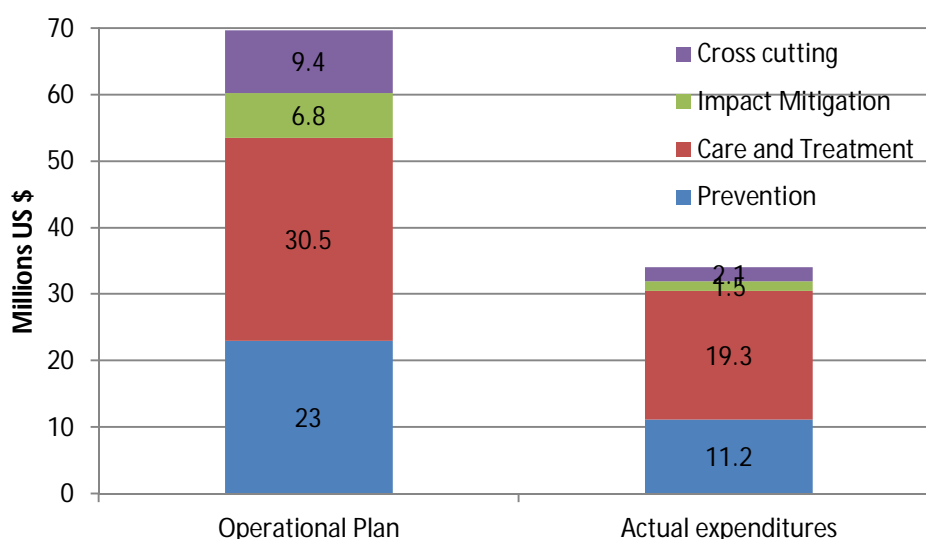
Public Spending

Investment by the Myanmar Government in the health sector is growing. The health budget for the financial year 2011–2012 was 55 billion kyats (US\$ 65 million with an exchange rate of 850 kyats/US\$).² It is estimated that in 2012 a total of US\$ 39 million were spent on HIV related activities of which US\$4.9 million came from domestic sources.³ Domestic expenditures covered the functioning of the National AIDS Programme’s AIDS/STD Teams and the remuneration of government staff delivering HIV and AIDS related services in public facilities.

External Resources

In 2012, partners involved in the national response reported a total expenditure of US\$ 34.1 million on HIV and AIDS related interventions. This reflects a drop in spending of 21% from the preceding year, because in 2011, US\$ 42.9 million were spent on HIV and AIDS. The largest proportion of spending was on care and treatment including the purchase of drugs and the provision of antiretroviral treatment (57%). Spending on prevention programmes represented 33% of the total expenditure, whereas spending on impact mitigation and cross-cutting strategies was 10%.

Figure 1: Resource Needs and Actual Expenditures by Spending Category – 2012⁴



Spending on HIV prevention represented US\$ 11.2 million, which is roughly US\$ 11.8 million less than the amount estimated to be needed in this area in 2012. US\$ 19.3 million were spent on care and treatment for people living with HIV (PLHIV), which is US\$ 11.2 million less than the amount estimated to be required for this fiscal year. At US\$ 3.6 million, the expenditure on impact mitigation and cross-cutting interventions – including the strengthening of health and non-health community systems; creation of a favourable legal and policy context; and strategic information,

² Progress Report 2011.

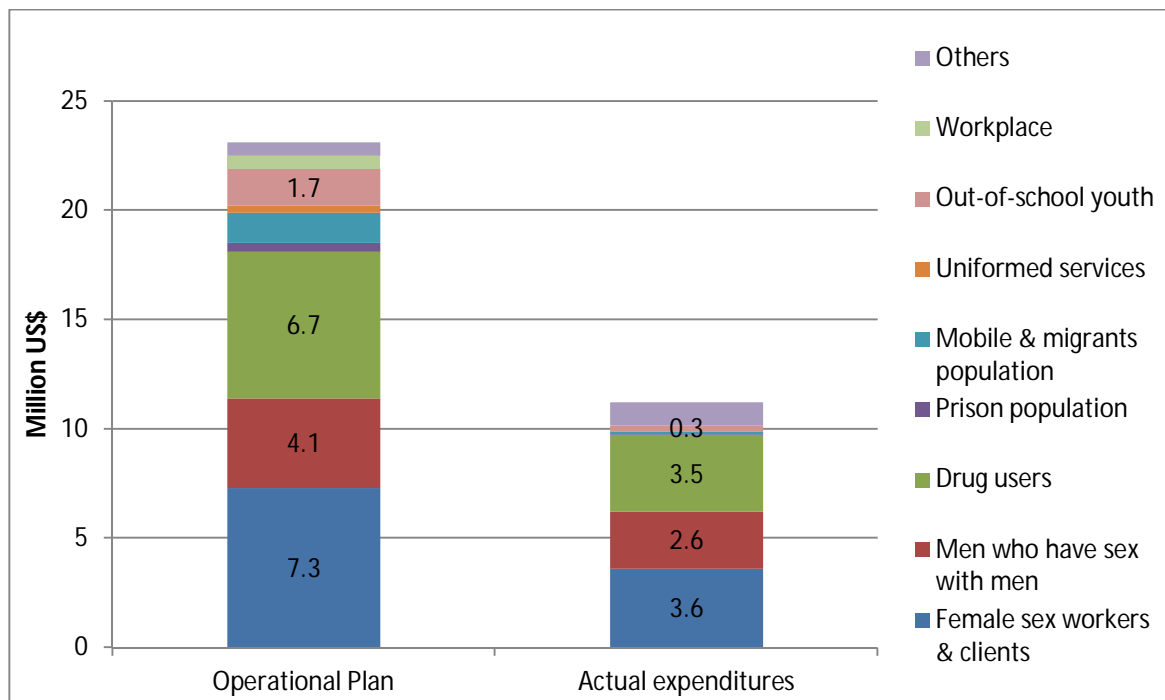
³ Expenditure from public sources has been calculated by using costing data and techniques. A National AIDS Spending Assessment, which will be conducted in 2014, will help gathering financial data needed to corroborate these estimations.

⁴ Expenditure is compared with costings included in the updated Operational Plan produced in June 2012 and used for GFATM grant proposals.

M&E and research – constituted less than one quarter of the amount forecast in terms of financial need.

Expenditure on prevention and harm reduction programmes among people who use and/or inject drugs in 2012 was US\$ 3.5 million, which is only a little more than half of the needed investment. Similarly, expenditure on prevention programmes for female sex workers (FSW) and clients at US\$ 3.6 million was about half of what was expected to be required. Spending on prevention programmes for men who have sex with men (MSM) at US\$ 2.6 million was slightly closer to the expected resource need (63%).

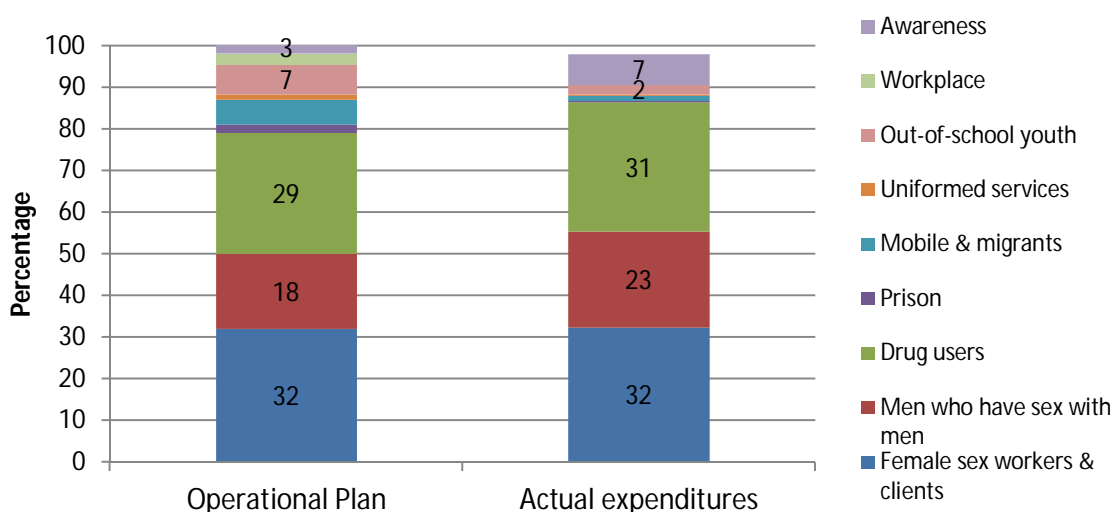
Figure 2: Resource Needs and Actual Expenditures on HIV Prevention – 2012⁵



US\$ 9.7 million were spent on HIV prevention among key affected populations (Figure 2) or 87% of the total expenditure on HIV prevention (Figure 3). This is a larger proportion than recorded in 2011, showing that HIV prevention efforts in Myanmar are increasingly targeted at groups at high risk of infection. Spending on prevention among key affected populations represented 28% of the total expenditure on HIV and AIDS in 2012.

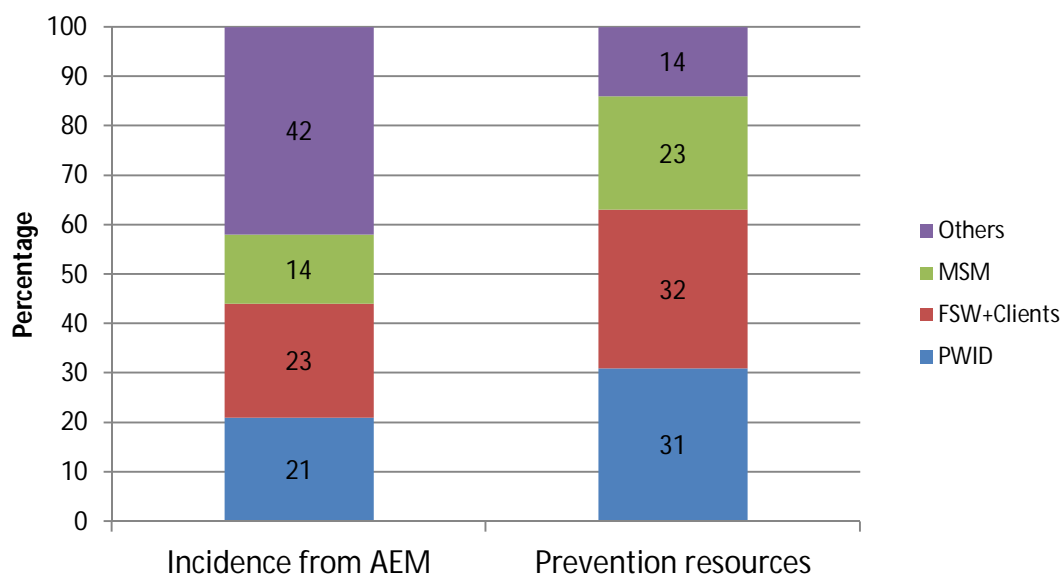
⁵ Ibid

Figure 3: Resource Needs and Actual Expenditures for HIV Prevention – 2012⁶



HIV estimates and projections developed in 2011 using the AIDS Epidemic Model (AEM) show that the majority of new infections in Myanmar occur in key affected populations (Figure 4). This is why maintaining a high coverage of prevention services among these population groups is essential, along with relevant financial investment. In 2012, only 14% of expenditure for HIV prevention was for other populations, including mobile populations and migrants, uniformed services, young people and for prevention in the workplace and among the general population.

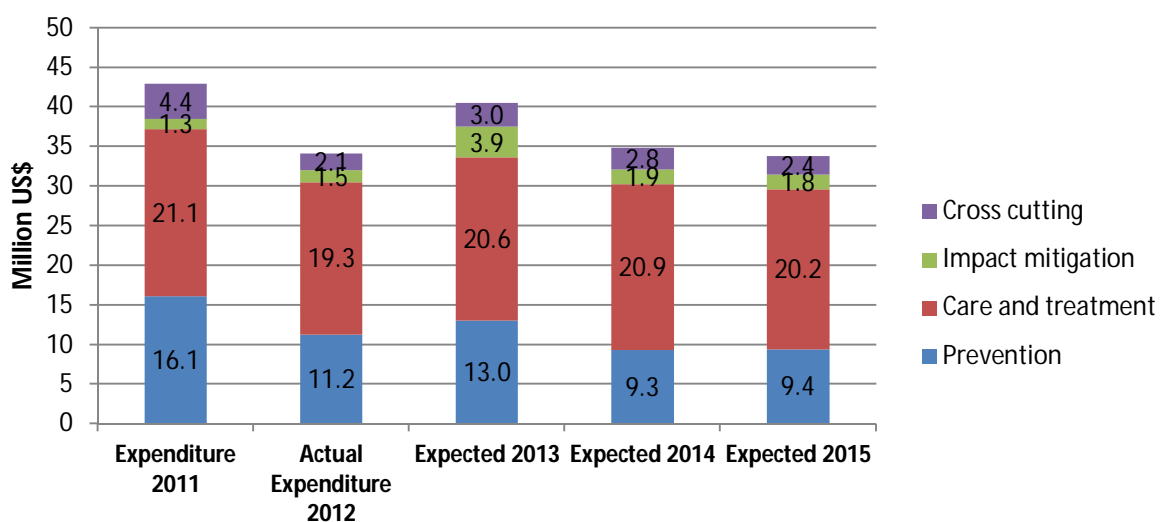
Figure 4: New Infections for Key Affected Populations and Expenditures on HIV Prevention – 2012



⁶ Expenditure is compared with costings included in the updated Operational Plan produced in June 2012 and used for GFATM grant proposals.

Figure 5 looks at trends in expenditures on HIV and AIDS in the past two years and expected spending up to 2015, based on resources available at the beginning of 2013. However, these projections exclude new financial resources recently awarded by the Global Fund to Fight AIDS, Tuberculosis and Malaria (GFATM) to Myanmar for the response to HIV and AIDS, which amount to US\$ 161.2 million. This means that expenditure on HIV and AIDS related interventions is expected to rise rather than decrease in the coming years up to 2016.

Figure 5: Actual and Expected HIV/AIDS Expenditures 2011–2015 (Excluding New Funding from GFATM)



INDICATOR SUMMARY

Indicators	Sources	Value
Impact		
% of female sex workers who are HIV infected	HSS 2012	7.1%
% of clients of female sex workers who are HIV infected ⁷	HSS 2012	4.1%
% of men who have sex with men who are HIV infected	HSS 2012	8.9%
% of people who inject drugs who are HIV infected	HSS 2012	18%
% of young people aged 15–24 who are HIV infected (pregnant women 15–24)	HSS 2012	0.7%
% of adults and children with HIV known to be on treatment 12 months after initiation of ART	Cohort database	89.9%
% of adults and children with HIV known to be on treatment 24 months after initiation of ART	Cohort database	85%
% of infants born to HIV-infected mothers who are infected	GARPR 2013	12.3%
% of pregnant women are HIV infected	HSS 2012	0.7%
Outcome		
% of female sex workers who used condom at last sex	BSS (2008)	95.9%
% of men who have sex with men who used condom at last sex	IBBS (2009)	81.5%
% of people who inject drugs who used sterile needles and syringes at last injection	BSS (2008)	80.6%
% of people who inject drugs who used condom at last sex	BSS (2008)	77.5%
% of young people who used condom at last sex	BSS-OSY (2008)	90%
Coverage/output		
% of female sex workers reached with HIV prevention programmes	BSS (2008)	76.2%
% of female sex workers who received an HIV test in the last 12 months and who know the result	BSS (2008)	71.1%
# of female sex workers reached with HIV prevention programmes	Programme monitoring/ service delivery reports	60,191 (High) 43,074 (Low)
# of clients of female sex workers reached with HIV prevention programmes	Programme monitoring/ service delivery reports	12,397 (High) 9,306 (Low)
# of regular sexual partners of sex workers and clients reached with HIV prevention programmes	Programme monitoring/ service delivery reports	4,516 (High) 4,353 (Low)
% of men who have sex with men reached with HIV prevention programmes	IBBS (2009)	69.1%
% of men who have sex with men who received an HIV test in the last 12 months and who know the result	IBBS (2009)	47.6%
# of men who have sex with men reached with HIV prevention programmes	Programme monitoring / service delivery reports	68,067 (High) 32,905 (Low)
# of female sexual partners of men who have sex with men reached with HIV prevention programmes	Programme monitoring / service delivery reports	263

⁷ This is the prevalence of male STI patients, considered a proxy for clients of FSW.

Indicators	Sources	Value
% of people who inject drugs who received an HIV test in the last 12 months and who know the result	BSS (2008)	27.3%
# of people who inject drugs / drug users reached with HIV prevention programmes (Outreach)	Programme monitoring / service delivery reports	17,623/6,774
# of people who inject drugs / drug users reached with HIV prevention programmes (DIC)	Programme monitoring / service delivery reports	18,781/7,509
# of sterile injecting equipment distributed to people who inject drugs in the last 12 months	Programme monitoring / service delivery reports	8,667,544
# of drug users receiving methadone maintenance therapy	Methadone programme registers, clients records, drug supply management records	2,909
# of regular sexual partners of PWID reached with HIV prevention programmes	Programme monitoring / service delivery reports	2,411 (High) 2,246 (Low)
# of prisoners reached with HIV prevention programmes	Programme monitoring / service delivery reports	5,041
# of mobile and migrant population reached with HIV prevention programmes	Programme monitoring / service delivery reports	23,518
# of uniformed services personnel reached with HIV prevention programmes	Programme monitoring / service delivery reports	7,038
# of out-of-school youth reached with HIV prevention programmes	Programme monitoring / service delivery reports	160,244 (High) 142,752 (Low)
# of people in workplace reached with HIV prevention programmes	Programme monitoring / service delivery reports	5,724
# of people who received STI treatment in the last 12 months	Programme monitoring / service delivery reports	71,038
# of people who received an HIV test in the last 12 months and who know the result	Programme monitoring / service delivery reports	81,814
# of condoms distributed for free	Condom distribution, procurement and sale reports	21,447,590
# of condoms sold through social marketing	Condom sale reports	17,155,167
# of adults with advanced HIV infection receiving antiretroviral therapy	Facility ART registers / databases, drug supply management records	49,676
# of children in need provided with ART	Facility ART registers / databases, drug supply management systems	4,033
# of people living with HIV receiving cotrimoxazole prophylaxis who are not on ART	Programme monitoring / service delivery reports	32,697
# of TB patients who are tested positive for HIV and have started ART during the reporting period	NTP, Dual TB and ART providing health services	7,152
# of pregnant women attending antenatal care services at PMCT sites who received HIV pre-test counselling	Programme monitoring reports of PMCT providing services	602,216

Indicators	Sources	Value
# of pregnant women attending antenatal care services who received HIV testing ⁸	Programme monitoring reports of PMCT providing services	357,134
# of pregnant women attending antenatal care services who received HIV test result with post-test counselling ⁹	Programme monitoring reports of PMCT providing services	303,321
# of HIV-positive pregnant women who received antiretrovirals to reduce the risk of mother-to-child-transmission	Programme monitoring reports of PMCT providing services	2,890 (High) 2,611 (Low)
# of people receiving community home based care	Programme monitoring / service delivery reports	31,677
# of people living with HIV associated with self-help groups	Records and reports from NAP, NGOs providing self-help group support	16,746
# of orphans and vulnerable children affected by HIV receiving package of support	Programme monitoring / service delivery reports	1,683
# of HIV testing laboratories participating in national quality control	National Health Laboratory NEQAS records	347
% of donated blood units screened for HIV ¹⁰	National Health Laboratory NEQAS records	95%

⁸ A new indicator added to national HIV indicator guideline in 2011 (28 October), through M&E Working Group.

⁹ In national HIV indicator guideline in 2011 (28 October), through M&E working group, this indicator wording is slightly revised. In NSP and NOP, it is worded as "Number of pregnant women attending ante-natal care services who received HIV testing and test result with post-test counselling".

¹⁰ Estimated percentage.

STRATEGY I: PREVENTION

INTERVENTION 1: FEMALE SEX WORKERS, THEIR CLIENTS AND REGULAR SEXUAL PARTNERS

Impact/Outcome Targets ¹¹	Size estimate	Baseline 2010	Target 2012	Results 2012
% of FSW who are HIV infected	60,000	11.4% ⁽¹⁾	9.5%	7.1% ⁽²⁾
% of FSW who reported the use of a condom with most recent client	60,000	95.9% ⁽³⁾	NA	NA
% of clients of FSW who are HIV infected ⁽⁴⁾	5.6% of 15-49 pop	5.1% ⁽¹⁾	3.0%	4.1% ⁽²⁾
Output/Coverage Targets				
# of FSW reached by package of behaviour change communication prevention and STI prevention/treatment	60,000	High 81,185 Low 46,395	60,000	High 60,191 Low 43,074
# of FSW who received an HIV test and post-test counselling (VCCT)	60,000	12,107	NA	13,968
# of clients of FSW reached with HIV prevention programmes	5.6% of 15-49 pop	NA	110,153	12,397
# of regular sexual partners and clients of FSW reached with HIV prevention programmes	-	NA	15,000	4,516

Partners working with sex workers, clients and their regular sexual partners:

AHRN, Alliance, AMI, Consortium, IOM, Malteser, MANA, MDM, MSI, MSF-CH, MSF-Holland, NAP, PGK, PSI, SARA, WV

Financial Resources

In 2012, expenditure on HIV prevention for female sex workers (FSW) and their clients was around US\$ 3.6 million, constituting only about half of the investment that was expected to be needed in these programmes. Actual expenditure on HIV prevention for one FSW was US\$ 72 in 2012. This is US\$ 17 less than the expenditure per unit in 2011 and US\$ 22 less than the updated estimated unit cost for this kind of prevention intervention.

Reports show that expenditure on prevention per FSW or client varies very widely across service providers. In 2012, the lowest expenditure per unit was US\$ 4 and the highest was US\$ 192. This confirms that there is a wide range in the different types of services being delivered by service providers.

The importance of ensuring that a “minimum” package of services is provided to all of the members of key affected populations cannot be overstated. Activities are now underway to define a core or

¹¹Source: Operational Plan 2011-2015, M&E framework

(1) HSS, 2010

(2) HSS 2012

(3) BSS 2008

(4) HIV prevalence of male STD patients from HSS 2012 as a proxy estimate for clients of sex workers

“minimum” package of services for each of the main key affected populations. This will help towards standardizing prevention interventions targeting FSW and their clients and ensuring availability of vital services in all of the hotspots.

Table 2: Expenditure and costs of HIV prevention among female sex workers and their clients

Estimated total cost for 2012 ¹²	Estimated unit cost ¹³	Expenditure 2012	Actual unit cost/expenditure per person
US\$ 7,259,531	US\$ 94	US\$ 3,616,968	US\$ 72

Reach

Since in some geographical areas more than one organization may be providing services and because of mobility or migration there usually is some double counting of individuals reached by interventions. This issue has been dealt with in this report in the same way as in the past to allow for comparisons over time. The figure recorded as “Low” constitutes the number of individuals in each township reached by only the organization that reported to have reached the largest number of individuals. The figure recorded as “High” represents the sum of all of the individuals reached by all of the organizations in a given township.

Overall the 16 organizations involved in provision of HIV prevention for FSW in Myanmar reported having reached 60,191 FSW with these services across 14 states and divisions. The “Low” figure derived by applying the methodology explained above is 43,074 FSW. Both figures are lower than those reported in 2011, which is not surprising considering that spending on prevention for FSW dropped by 35%. Most of the prevention interventions for FSW were in Yangon and Mandalay, followed by Mon and Ayeyarwady.

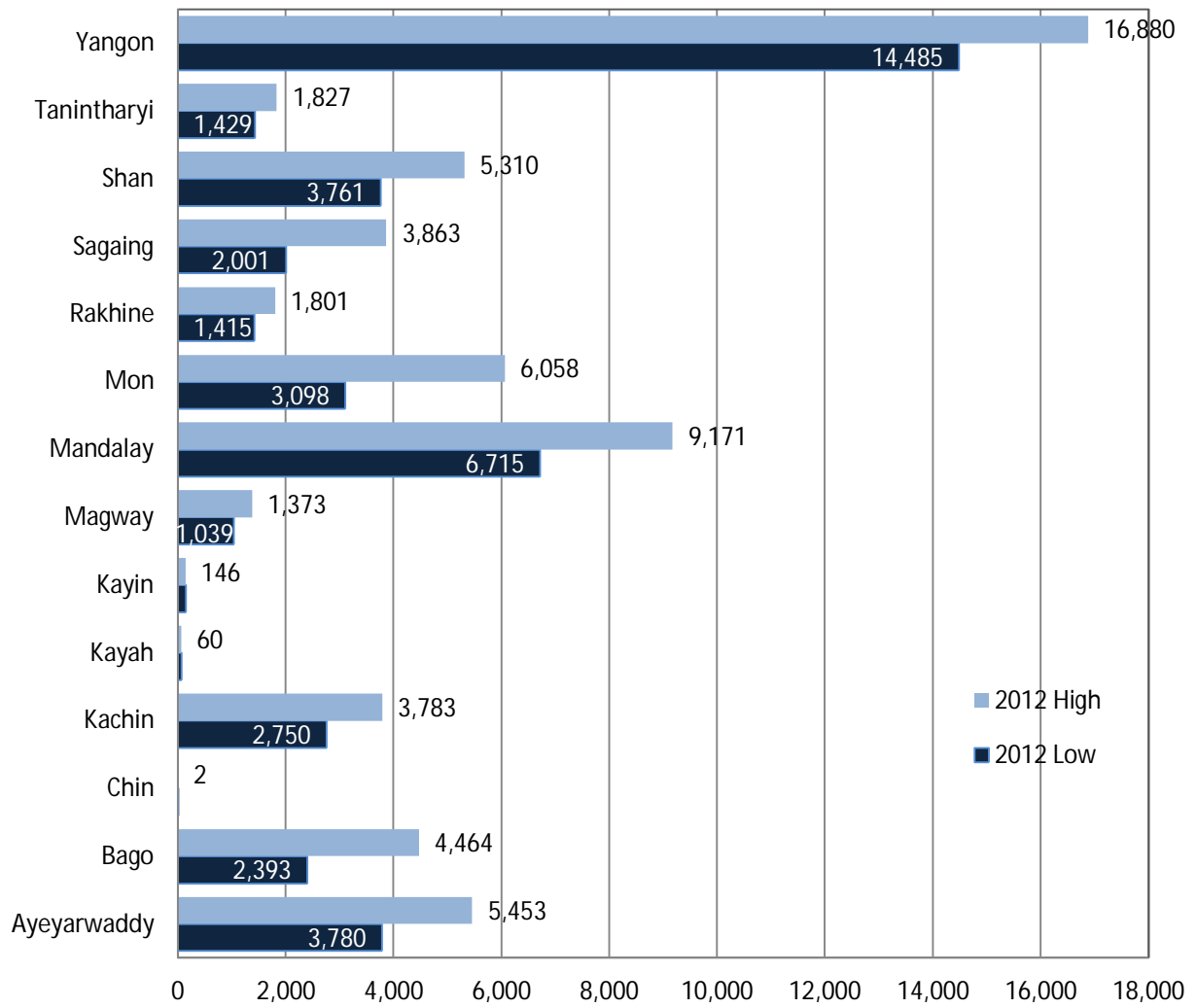
Table 3: Female sex workers reached by organization in 2012

Organization	2012
AHRN	290
Alliance	1,048
AMI	870
Consortium	2,221
IOM	432
Malteser	702
MANA	955
MDM	5,770
MSF-CH	203
MSF-Holland	6,043
MSI	4,555
NAP	9,766
PGK	1,000
PSI	26,194
SARA	3
WV	139
Total	60,191

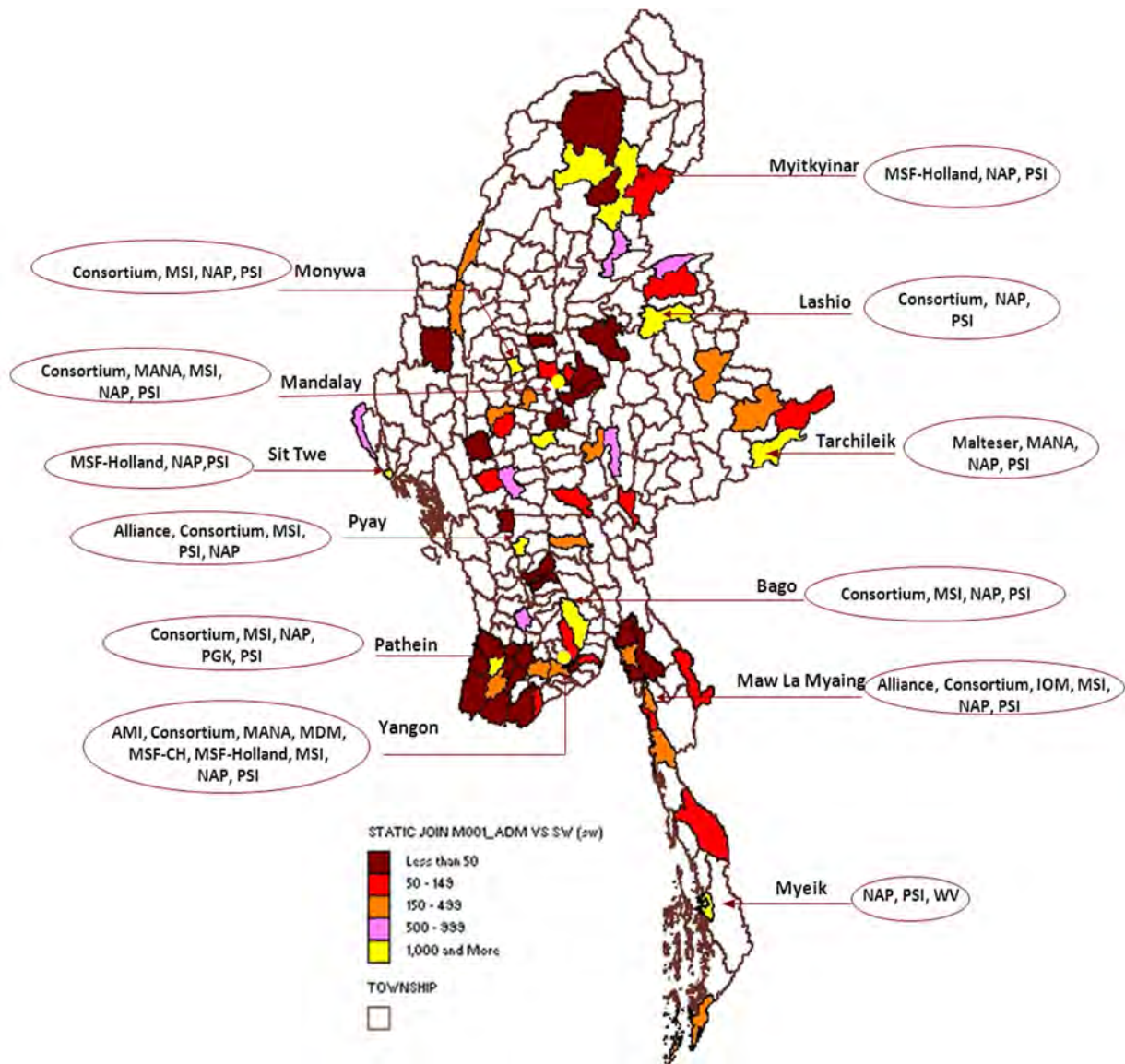
¹² Expenditures include interventions for clients of sex workers.

¹³ Updated unit costs produced in June 2012 and used for GFATM grant proposals.

Figure 6: Female sex workers reached by state and region for all organizations in 2012



Map 1: Distribution of services for female sex workers by township



Only six organizations provided prevention services for clients of FSW in 2012. If the numbers from all of their reports are added together, a total of 12,397 clients of FSW were reached (High). The low number, aimed at ruling out possible double counting, is 9,306. Both are much lower than those reported in 2011, showing a significant reduction in the coverage of this kind of prevention interventions. This reduction has resulted in much less spending in this prevention area compared to the previous year. However, since spending on prevention interventions for FSW and their clients cannot be disaggregated, it is difficult to determine to what extent expenditure has decreased for one or the other population group.

The institution that had the largest outreach programme in 2012 for this group was the National AIDS Programme (NAP). Over half of all of the clients of FSW who were reached by prevention interventions were reached through the NAP's programme.

Table 4: Clients of female sex workers reached by organization in 2012

Organization	2012
Consortium	1,707
Malteser	697
MANA	410
MSF-Holland	1,910
NAP	7,672
SARA	1
Total	12,397

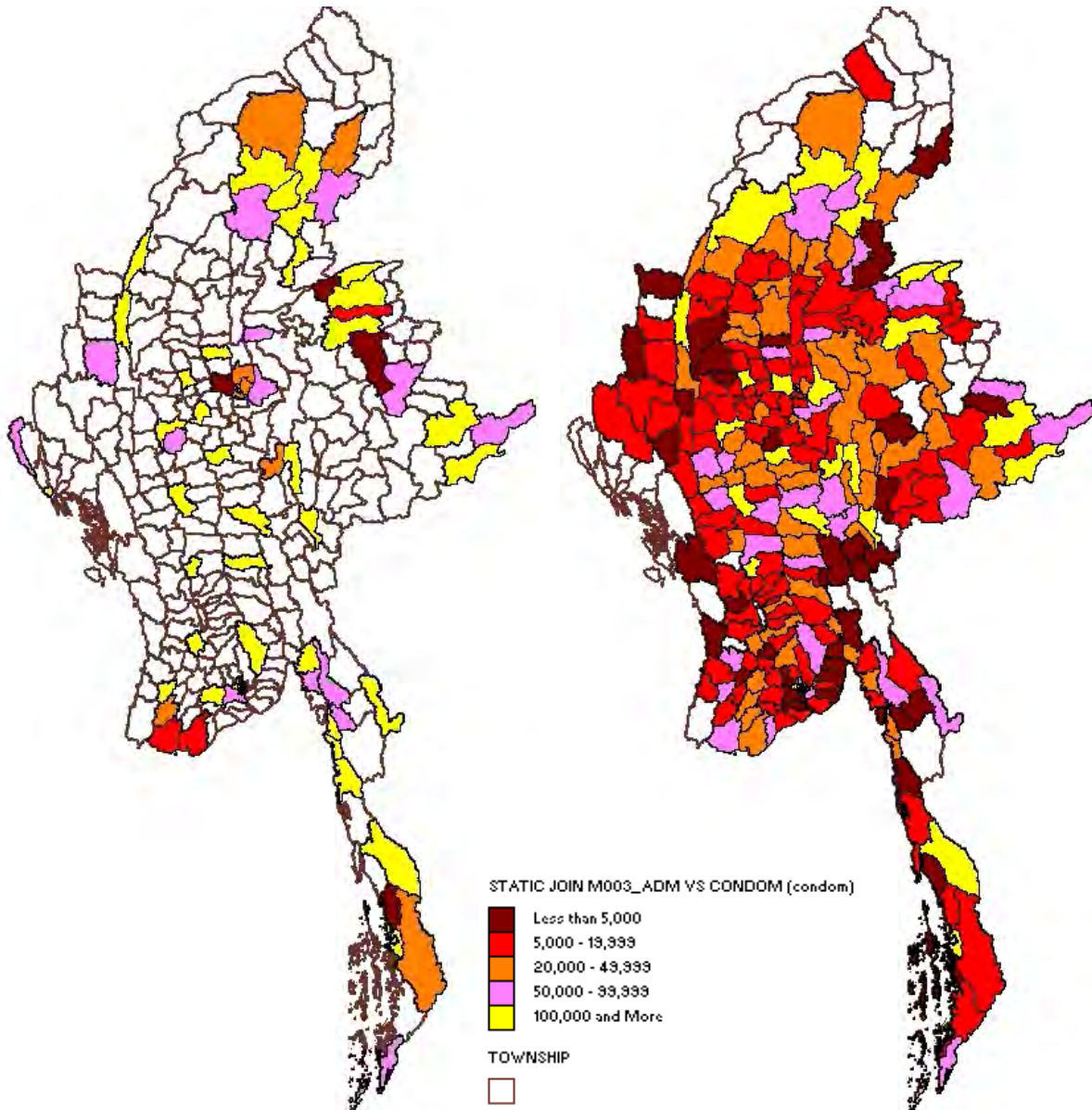
Table 5: Clients of female sex workers reached by state and region

State & Region	2012
Ayeyarwady	597
Bago	615
Chin	23
Kachin	1,191
Kayah	210
Kayin	289
Magway	526
Mandalay	3,989
Mon	524
Rakhine	321
Sagaing	409
Shan	2,041
Tanintharyi	108
Yangon	1,554
Total	12,397

Map 2: Condom Distribution

Free distribution

Social Marketing



INTERVENTION 2: MEN WHO HAVE SEX WITH MEN AND THEIR REGULAR FEMALE SEXUAL PARTNERS

Impact/Outcome Targets ¹⁴	Size estimate	Baseline 2010	Target 2012	Results 2012
% of MSM that are HIV infected	240,000	11.0% ⁽¹⁾	19.5%	8.9% ⁽²⁾
% of condom use by MSM at last anal sex	240,000	81.5% ⁽³⁾	-	-
Output/Coverage Targets				
# of MSM reached by package of BCC prevention and STI prevention/treatment	240,000	High 79,522 Low 54,863	70,000	High 68,067 Low 32,905
# of MSM receiving HIV test and post-test counselling VCCT	240,000	6,932	17,500	12,694
# of female sexual partners of MSM reached with HIV prevention programmes		NA	2,813	263

Partners working with men who have sex with men:

Alliance, AMI, BI, Consortium, IOM, Malteser, MANA, MDM, MSF-CH, MSF-Holland, MSI, NAP, PGK, PSI, SARA, WV

Resources

In 2012, a total of US\$ 2,599,159 was spent on prevention programmes targeting men who have sex with men (MSM), meaning there was a 13% reduction in expenditure in this specific prevention area. Only about two thirds of what was deemed to be required for 2012 has actually been spent on prevention for MSM.

Expenditure per MSM reached has remained almost the same compared to the preceding year. According to reports, the cost to reach one MSM ranged from US\$ 15 to US\$ 144, while the estimated cost per unit was US\$ 48. The great differences in expenditure suggest that, as is the case for FSW and their clients, different kinds of services are currently being provided to MSM. The need to develop a standard package of services for MSM and another one for transgender persons is recognized by partners. This will also require clear definition of the members of each of these two groups. Activities to define a core package of interventions for each of the key affected populations are underway.

¹⁴ Source: Operational Plan 2011-2015, M&E framework; HIV Sentinel Surveillance Reports, Behavioural Surveys

(1) HSS, 2010
(2) HSS 2012
(3) IBSS 2009

Table 6: Expenditure and costs of HIV prevention for men who have sex with men

Estimated total cost for 2012 ¹⁵	Estimated unit cost ¹⁶	Expenditure 2012	Actual unit cost/expenditure per person
US\$ 3,761,284	US\$ 54	US\$2,599,159	US\$ 48

Reach

Since in some geographical areas more than one organization may be providing services and because of mobility or migration there usually is some double counting of individuals reached by interventions. This issue has been dealt with in this report in the same way as in the past to allow for comparisons over time. The figure recorded as “Low” constitutes the number of individuals in each township reached by only the organization that reported to have reached the largest number of individuals. The figure recorded as “High” represents the sum of all of the individuals reached by all of the organizations in a given township.

In 2012, organizations involved in the response to HIV among MSM reported having reached a total of 68,067 individuals with prevention interventions across 14 states and regions. This means a larger number were reached in 2012 compared to the previous year. The largest numbers of MSM were reached, as in the past, in Yangon and in Mandalay.

At 32,905 individuals, the Low figure is lower than the one recorded in 2011. The difference between the High and the Low number has widened, meaning that there is a larger overlap in service provision and greater likelihood of double counting compared to the past.

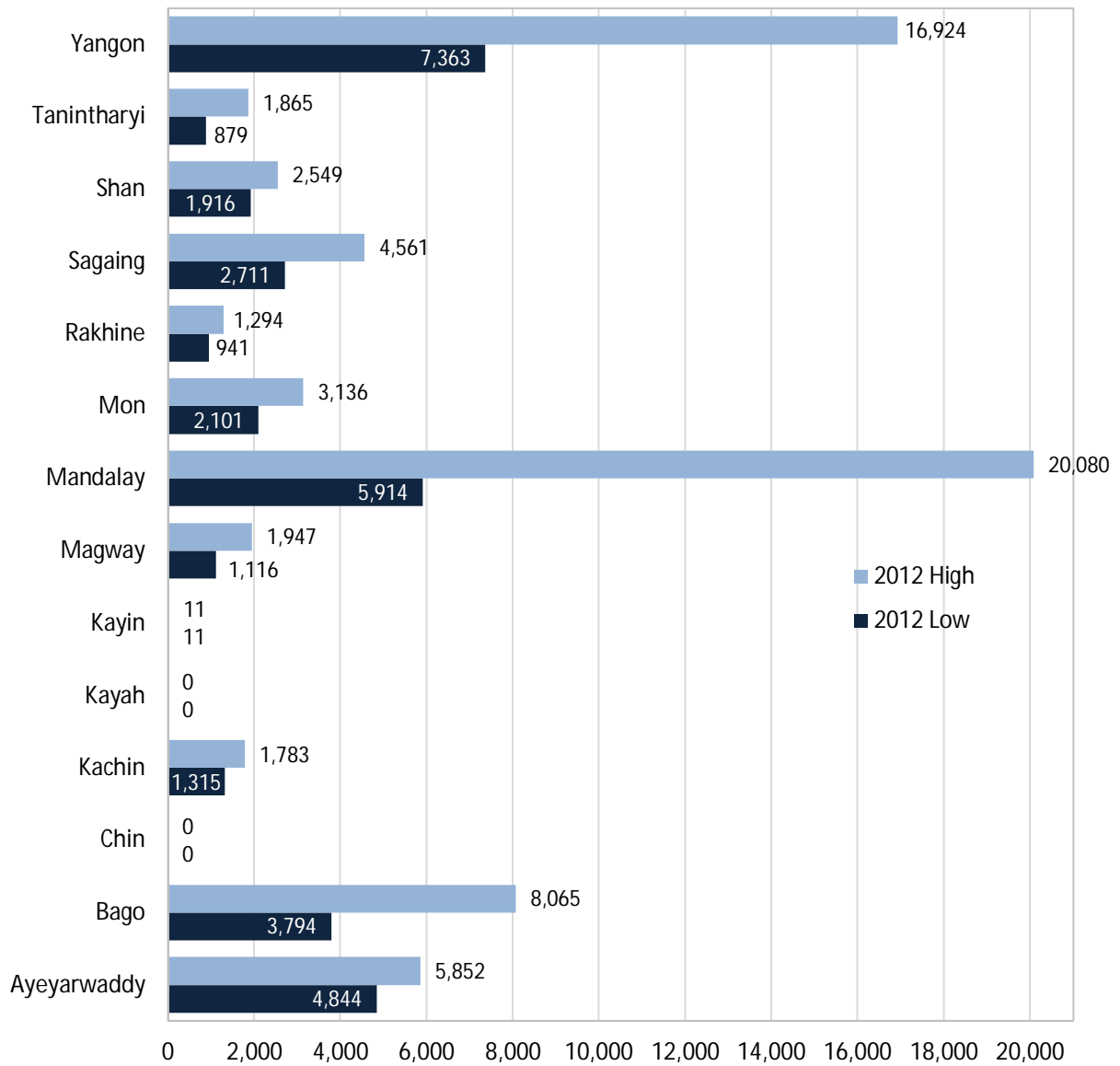
Table 7: Men who have sex with men reached by organization in 2012

Organization	2012
Alliance	7,489
AMI	1,862
Burnet	7,628
Consortium	2,437
IOM	345
Malteser	39
MANA	408
MDM	4,087
MSF-CH	31
MSF-Holland	727
MSI	1,596
NAP	7,844
PGK	1,052
PSI	32,415
SARA	5
WV	102
Total	68,067

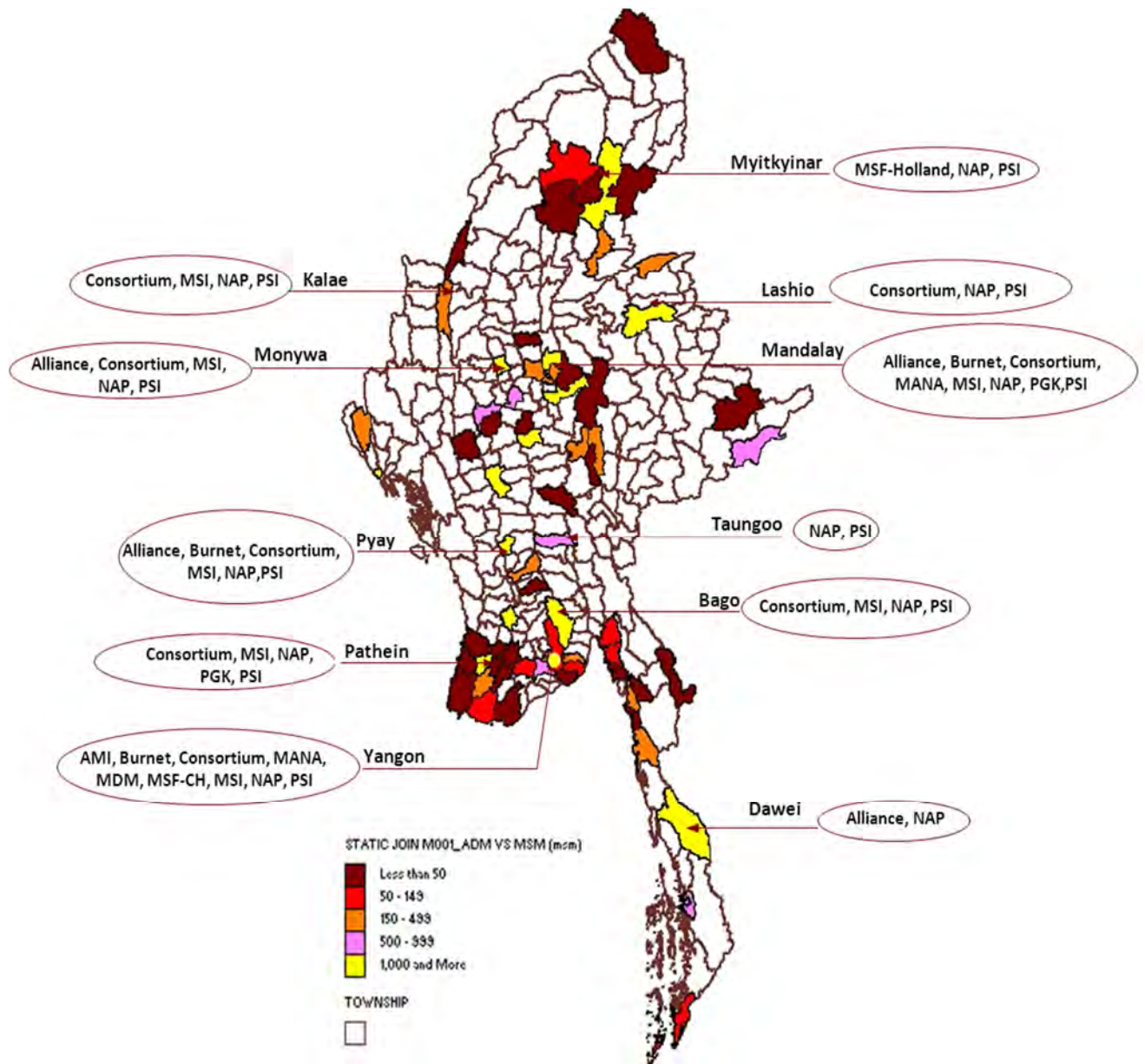
¹⁵ Expenditure excludes interventions for partners.

¹⁶ Updated unit costs produced in June 2012 and used for GFATM grant proposals.

Figure 7: MSM reached by state and region for all organizations in 2012



Map 3: Distribution by township of services for men who have sex with men in 2012



INTERVENTION 3: PEOPLE WHO USE AND/OR INJECT DRUGS

Impact/Outcome Targets ¹⁷	Size estimate	Baseline 2010	Target 2012	Results 2012
% of PWID who are HIV infected	75,000	28.1% ⁽¹⁾	28.70%	18% ⁽²⁾
% of PWID who used sterile needles and syringes at last injection	75,000	81% ⁽³⁾	84%	-
% of condom use by PWID at last sex (paid partner)	75,000	77% ⁽³⁾	80%	-
Output/Coverage Targets				
# of PWID/PWUD reached with HIV prevention programme (Outreach) ⁽⁴⁾	-	-	12,500	24,397
# of PWID/PWUD reached with HIV prevention programme (Drop-in-centre) ⁽⁴⁾	-	-	28,000	26,290
# of PWID who received HIV test and post-test counselling VCCT	75,000	3,616 ⁽⁵⁾	6,250	4,540
# of sterile needles and syringes distributed to PWID (in millions)		6.9 m ⁽⁵⁾	12 m	8.6 m
# of people who received MMT	75,000	1,121 ⁽⁵⁾	3,000	2,909
# of regular sexual partners of PWID reached with HIV prevention programmes	-	-	8,438	2,411

Partners working with drug users:

AHRN, CCDAC, Drug Treatment Centres, NAP, MANA, MDM, MSF-Holland, SARA, UNODC, WHO

Resources

The total expenditure on HIV prevention programmes for people who inject drugs (PWID) and/or people who use drugs (PWUD) was US\$ 3,482,828 in 2012. This is much less than the amount planned in the updated Operational Plan.¹⁸

A distinction is made in the updated Operational Plan between costs associated with prevention through outreach workers and prevention in drop-in centres (DICs). The estimated unit cost was US\$

¹⁷ Source: Operational Plan 2011-2015, HIV Sentinel Surveillance Reports, Behavioural Surveys.

(1) HSS 2010

(2) HSS 2012

(3) BSS 2008

(4) Indicator changed from previous NSP

(5) Progress Report 2010

¹⁸ Expenditure in this report is compared with costing included in the updated Operational Plan produced in June 2012 and used for GFATM grant proposals.

209 (an average of the two different interventions), which is much higher than the US\$ 113 actually spent on such interventions in 2012.¹⁹

Table 8: Expenditure and costs of HIV prevention among people who inject and/or use drugs

Estimated total cost for 2012 ²⁰	Estimated unit cost ²¹	Expenditure 2012	Actual unit cost/expenditure per person ²²
US\$ 5,486,920	US\$ 209	US\$ 3,482,828	US\$ 113

Reach

In 2012, a total of 50,687 people who inject drugs and/or use drugs were reached with HIV prevention and harm reduction interventions in six states and regions, most of which are located in the northern part of the country. This number was more than for the preceding year, reflecting an increase of 12% in coverage of these interventions.

More than two thirds of the individuals reached in 2012 under this strategy of the NSP were people who inject drugs (PWID). As in the past, females constituted only a very small proportion of the people reached: less than 5% of the PWID and less than 19% of the people who use drugs (PWUD). Females were particularly underrepresented among those who were reached through DICs, which should be kept in mind in programming.

However, the proportion of females reached in these two groups continues to grow, especially among PWUD. As no population size estimation study has so far been conducted for PWID and PWUD, it remains difficult to determine the percentage coverage of prevention interventions in this group. Once population size estimations become available in 2014, these should be utilised to ascertain the coverage of interventions with disaggregation of data by sex.²³

Table 9: PWID and PWUD reached by prevention and harm reduction interventions in 2012

	PWUD		PWID	
	Total	Female %	Total	Female %
# of PWID/PWUD reached with HIV prevention programmes (Outreach)	6,774	19%	17,623	5%
# of PWID/PWUD reached with HIV prevention programmes (Drop-in-centres)	7,509	9%	18,781	2%

¹⁹ The unit cost of US\$ 113 is based on the assumption that 30% of people were reached by prevention and harm reduction interventions both at DIC and through outreach (overlap of the two).

²⁰ This figure excludes MMT.

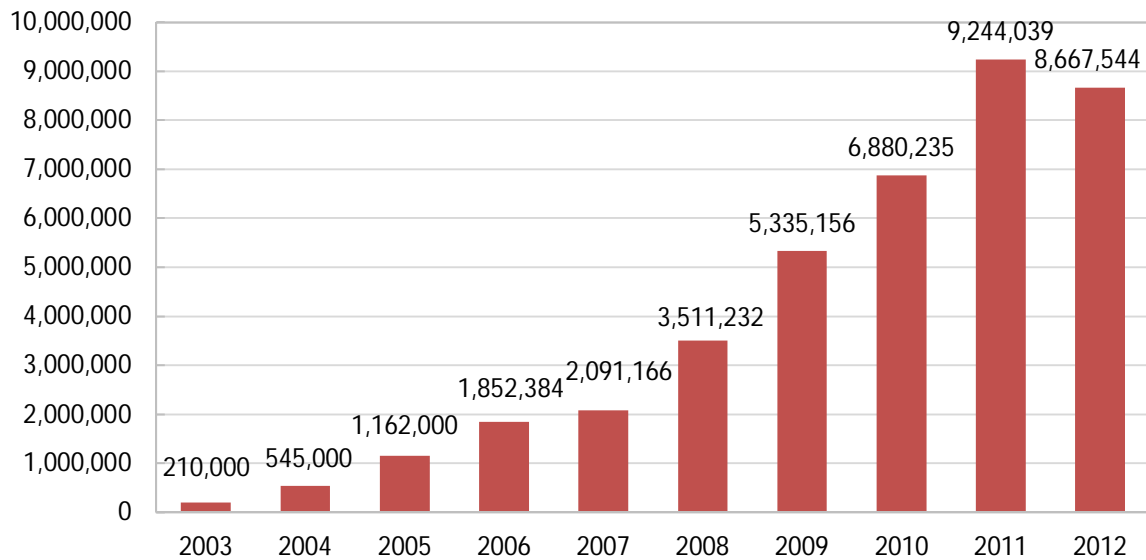
²¹ Updated unit costs – including DIC and outreach – produced in June 2012 and used for GFATM grant proposals.

²² The unit cost of US\$ 113 is based on the assumption that 30% of people were reached by prevention and harm reduction interventions both at DIC and through outreach (overlap of the two).

²³ An Integrated Biological and Behavioural Surveillance Survey of PWID and MSM will be carried out by NAP with partners in 2013/14 in conjunction with population size estimates for these two groups.

The distribution of sterile needles and syringes decreased in 2012 compared to the previous year (Figure 8). Overall 8.6 million sterile needles and syringes were distributed to PWID, much lower than the target, which had been set at 12 million for 2012.

Figure 8: Sterile needles and syringes distributed 2003–2012



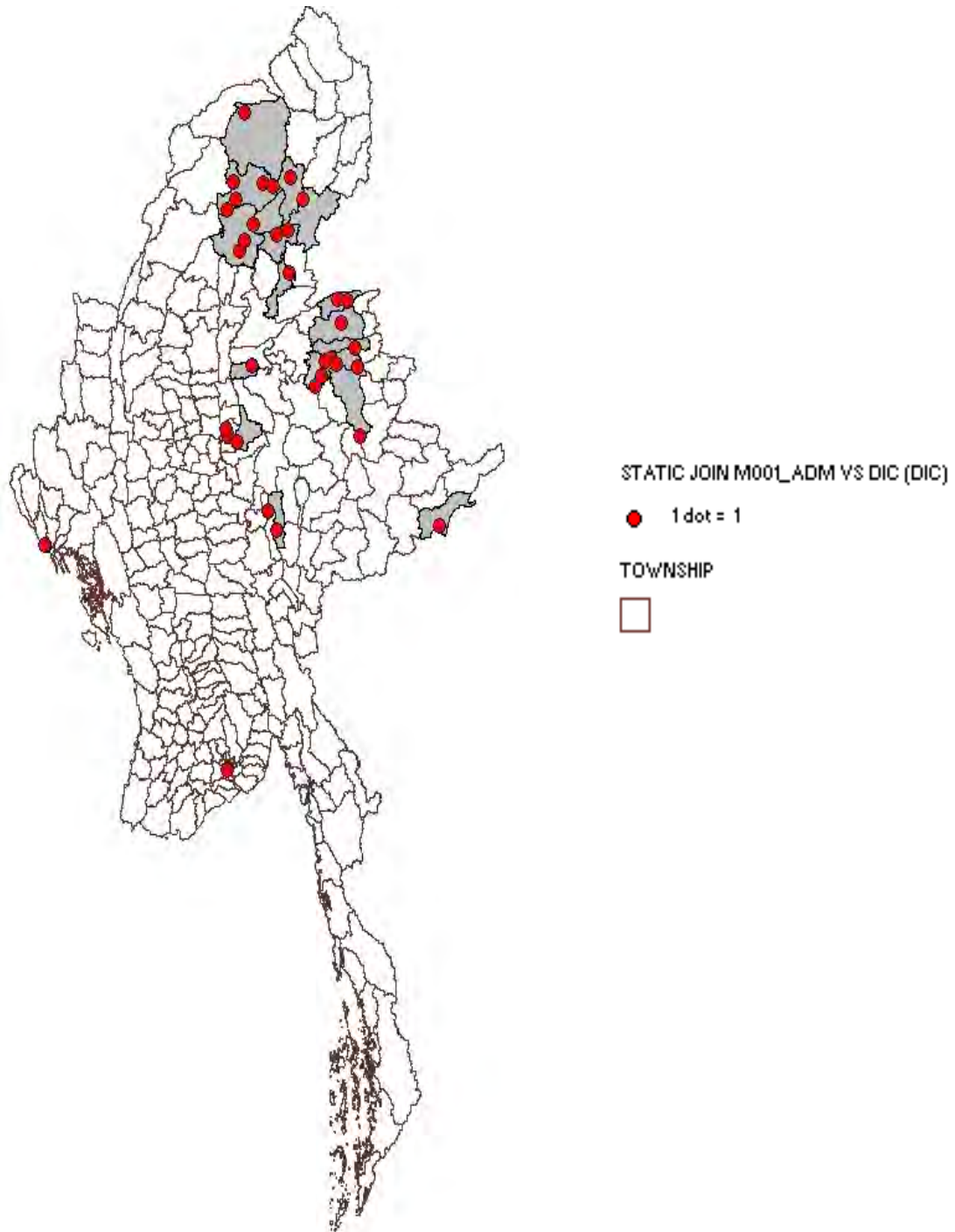
Three quarters of sterile needles and syringes were distributed in Kachin State and half of those were distributed in Phakant, a Jade mining area where injecting drug use is highly prevalent. A relatively large number of sterile needles and syringes were also distributed in Mandalay whereas, comparatively speaking, very few were provided in Yangon.

Table 10: Sterile needles and syringes distributed by organization and state/region in 2012

State & Region / Township	AHRN	MSF-Holland	MDM	MANA	SARA	UNODC	TOTAL
Kachin	2,609,336	149,850	1,814,819		390,244	1,571,725	6,535,974
Bhamo	96,865						96,865
Hopin					136,117		136,117
Mogaung			526,870				526,870
Mohnyin			765,696		5,991		771,687
Myitkyina			522,253		87,340	378,355	987,948
Nam ma tee					107,068		107,068
Phakant	2,329,371	149,850				1,193,370	3,672,591
Waingmaw	183,100				53,728		236,828
Mandalay				393,920		261,692	655,612
Aungmyaythazan						235,571	235,571
Pyigyitagon				393,920			393,920
Mogoke						25,941	25,941
Pyinoolwin						180	180
Rakhine		22,343					22,343
Sittwe		1,024					1,024
Buthidaung		21,319					21,319
Shan	269,948			695,136		475,120	1,440,204
Lashio	214,263			306,376		164,684	685,323
Thangyan						2,034	2,034
Thein Ni						83,926	83,926
Laukkaing	55,685						55,685
Kutkai				171,872			171,872
Muse				216,888		33,633	250,521
Taunggyi						70,546	70,546
Tachileik						120,297	120,297
Yangon						13,411	13,411
Total	2,879,284	172,193	1,814,819	1,089,056	390,244	2,321,948	8,667,544

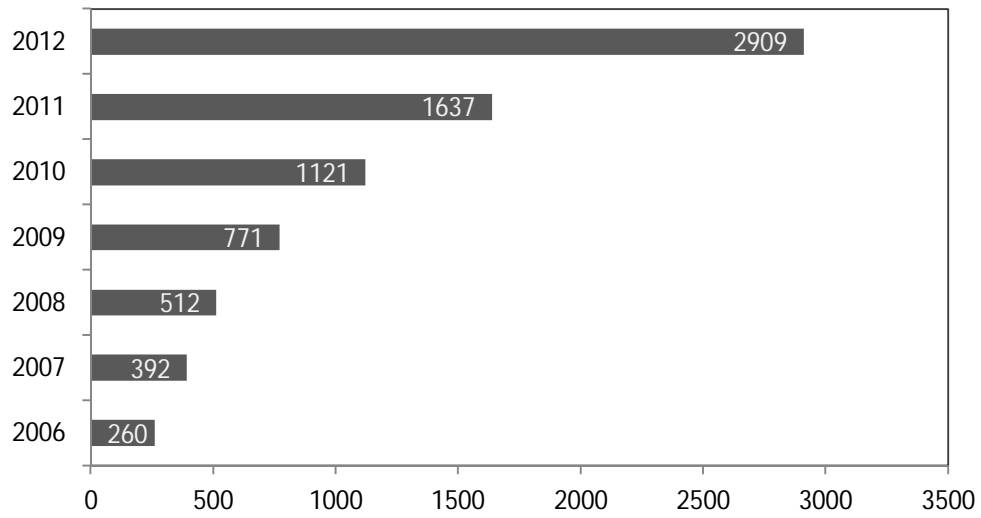
The number of drop-in-centres (DICs) for PWID and PWUD is increasing. These centres are largely concentrated in the North of Myanmar, especially in Kachin and Shan states.

Map 4: Distribution of drop-in-centres by township in 2012

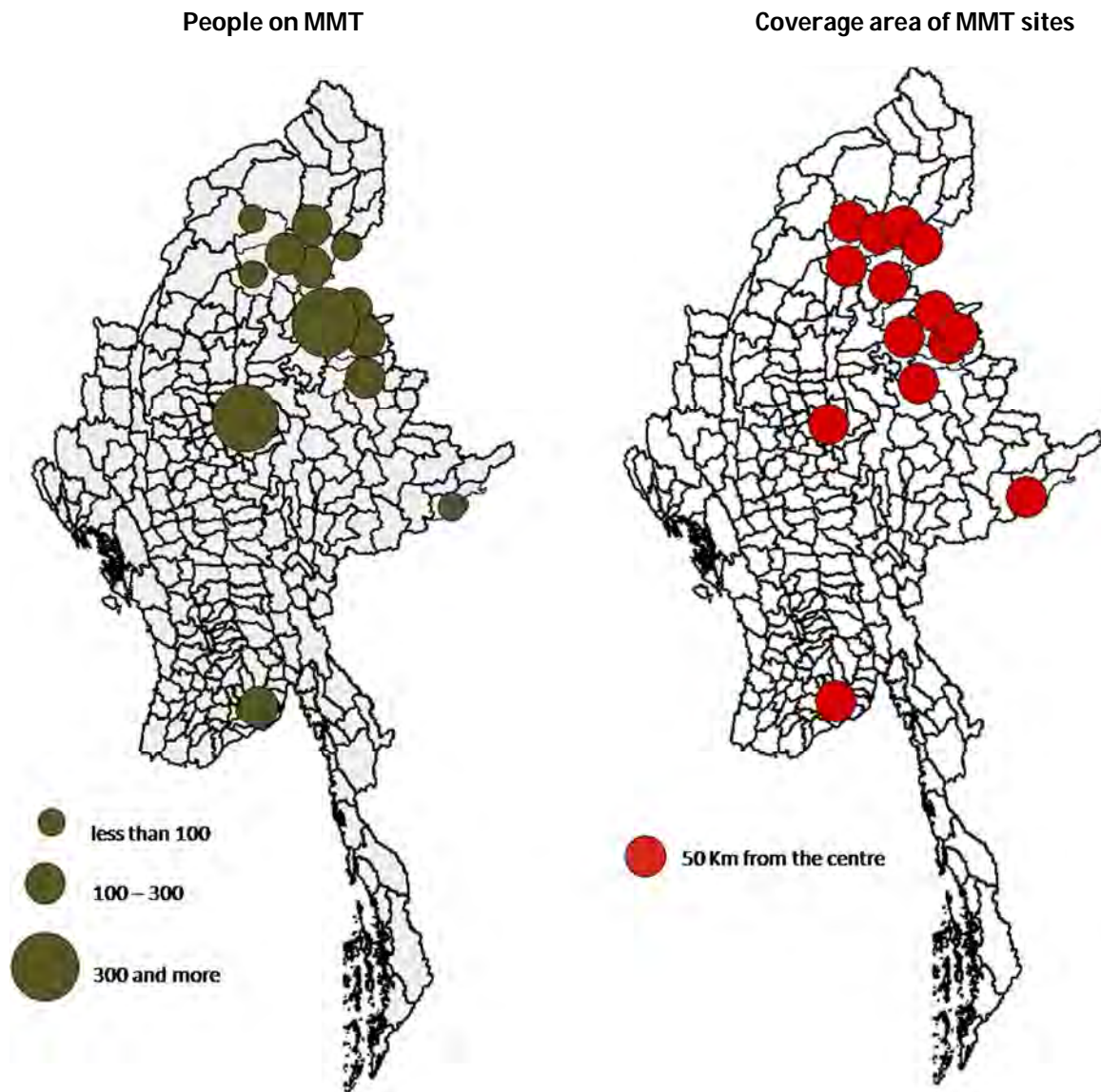


The number of people accessing methadone maintenance therapy (MMT) has increased steadily since 2006. A considerable increase was registered in 2012, with 2,909 people accessing MMT. This was almost double the number who accessed this service in 2011.

Figure 9: People on MMT 2006–2012



Map 5: People on MMT and geographical coverage of MMT sites by township in 2012



INTERVENTION 4: PRISON OR REHABILITATION FACILITY POPULATION

Output/Coverage Targets ²⁴	Size estimate	Baseline 2010	Target 2012	Results 2012
# of prisoners reached by health education	62,300 ⁽¹⁾	9,486 ⁽²⁾	28,658	5,041

Partners working with prison or rehabilitation facility population:

AHRN, MANA, MSF-CH, NAP

Resources

Less than US\$ 50,000 were invested in 2012 in prevention programmes for people in prisons and in rehabilitation facilities, which is less than 15% of the projected amount needed for the reporting year. However, this still represents a 35% increase in expenditure in this area compared to 2011.

Table 11: Expenditure and costs of HIV prevention for institutionalized population

Estimated total cost for 2012	Estimated unit cost ²⁵	Expenditure 2012	Actual unit cost/expenditure per person
US\$ 371,402	US\$ 10	US\$ 46,398	NA

Reach

A total of 5,041 people in prisons and in rehabilitation facilities were reached with HIV prevention interventions in 2012 in 14 states and regions. About one third of these were female. From 2011 to 2012, the number of females reached decreased, while the number of males increased.

Table 12: Institutionalized population reached by organization in 2012

Organization	Male	Female	Total
AHRN	440	14	454
MANA	44	6	50
MSF-CH	180	251	431
NAP	2,850	1,256	4,106
Total	3,514	1,527	5,041

²⁴ Source: Operational Plan (2011-2015) M&E framework.

(1) Statistical Yearbook 2001

(2) Progress Report 2010

²⁵ Updated unit costs produced in June 2012 and used for GFATM grant proposals.

Table 13: Institutionalized population reached by state and region in 2012

State & Region	Male	Female	Total
Ayeyarwady	41	15	56
Bago	642	347	989
Chin	-	-	-
Kachin	457	103	560
Kayah	-	-	-
Kayin	92	79	171
Magway	100	48	148
Mandalay	570	179	749
Mon	-	-	-
Rakhine	-	-	-
Sagaing	19	20	39
Shan	1,066	222	1,288
Tanintharyi	346	183	529
Yangon	181	331	512
Total	3,514	1,527	5,041

INTERVENTION 5: MOBILE AND MIGRANT POPULATIONS AND COMMUNITIES AFFECTED BY POPULATION MOVEMENT

Output/Coverage Targets ²⁶	Denominator	Baseline 2010	Target 2012	Results 2012
# of mobile people and migrants reached by package of prevention programme	NA	54,613 ⁽¹⁾	200,000	23,518

Partners working with mobile and migrant populations:

IOM, MANA, MSF-CH, MSF-Holland, NAP, WV

Resources

Expenditure on HIV prevention for mobile and migrant populations was US\$ 131,238 in 2012. This is less than 10% of the estimated financial investment required for the reporting period. Expenditure per individual reached in 2012 was almost the same as in 2011.

Table 14: Expenditure and costs of HIV prevention interventions – mobile and migrant populations

Estimated total cost for 2012	Estimated unit cost ²⁷	Expenditure 2012	Actual unit cost/expenditure per person
US\$ 1,404,748	US\$ 6	US\$ 131,238	US\$ 10

Table 15: Mobile population and migrants reached by organization in 2012

Organization	Male	Female	Total
IOM	3,602	4,521	8,123
MANA	219	17	236
MSF-CH	727	595	1,322
MSF-Holland	1,774	215	1,989
NAP	6,642	3,189	9,831
WV	2,017	-	2,017
Total	14,981	8,537	23,518

²⁶ Source: Operational Plan (2011-2015) M&E framework.

(1) Progress Report 2010

²⁷ Updated unit costs produced in June 2012 and used for GFATM grant proposals.

A total of 23,518 people belonging to this population group were reached with prevention interventions. Females represented 36% of the total reached. The largest numbers were reached in Mon state.

Table 16: Mobile population and migrants reached by state and region in 2012

State & Region	Male	Female	Total
Ayeyarwady	947	344	1,291
Bago	431	239	670
Chin	102	86	188
Kachin	1,598	341	1,939
Kayah	20	25	45
Kayin	453	268	721
Magway	179	133	312
Mandalay	1,755	716	2,471
Mon	3,709	4,589	8,298
Rakhine	220	72	292
Sagaing	137	62	199
Shan	1,595	284	1,879
Tanintharyi	3,654	1,327	4,981
Yangon	181	51	232
Total	14,981	8,537	23,518

INTERVENTION 6: UNIFORMED SERVICES PERSONNEL

Output/Coverage Targets ²⁸	Denominator	Baseline 2010	Target 2012	Results 2012
# of uniformed personnel reached by package of prevention programme	NA	11,962 ⁽¹⁾	35,000	7,038

Partners working with uniformed services:

MANA, MSF-Holland, NAP, UNODC

Resources

A total of US\$ 32,408 was spent in 2012 on prevention for uniformed services personnel. Although this constitutes an increase from the previous year, it represents only about one tenth of the required investment.

Table 17: Expenditure and costs of comprehensive HIV prevention package – uniformed services

Estimated total cost for 2012	Estimated unit cost ²⁹	Expenditure 2012	Actual unit cost/expenditure per person
US\$ 331,819	US\$ 9	US\$ 32,408	US\$ 22

Reach

There has been a drop in the number of uniformed services personnel reached by prevention interventions from 8,560 in 2011. The number of organizations working in this area also decreased from six to four.

Table 18: Uniformed services personnel reached by organization in 2012

Organization	MANA	MSF-Holland	NAP	UNODC	Total
Male	310	47	4,161	661	5,179
Female	132	14	1,408	305	1,859
Total	442	61	5,569	966	7,038

²⁸ Source: Operational Plan (2011-2015) M&E framework.

(1) Progress Report 2010

²⁹ Updated unit costs produced in June 2012 and used for GFATM grant proposals.

INTERVENTION 7: YOUNG PEOPLE

Impact/Outcome Targets ³⁰	Denominator	Baseline 2010	Target 2012	Results 2012
% of young people who are HIV infected ⁽¹⁾	NA	0.76% ⁽²⁾	0.79%	0.71% ⁽³⁾
% of condom use by young people at last paid sex	NA	90% ⁽⁴⁾	-	-
Output/Coverage Targets				
# of out-of-school youth (15-24) reached by prevention programme	2,653,750 ⁽⁵⁾	322,717	212,500	160,244

Partners working with young people:
MANA, MMA, MSF-Holland, MSI, NAP, SC

Resources

Less than 20% of the forecasted resource needs were covered in 2012 in the area of HIV prevention for out-of-school youth. A total of US\$ 263,884 was spent on this programme, which was far less than the amount spent in 2011 (US\$ 1,886,310). Expenditure per unit decreased dramatically from US\$ 29 to US\$ 2.

Table 19: Expenditure and costs of HIV prevention package – out-of-school youth

Estimated total cost for 2012	Estimated unit cost ³¹	Expenditure 2012	Actual unit cost/expenditure per person
US\$ 1,652,918	US\$ 8	US\$ 263,884	US\$ 2

Reach

Overall 160,244 out-of-school youth were reached with HIV prevention interventions in 2012. Around half of the young people reached were female. The largest numbers of out-of-school youth were reached in Bago, Ayeyarwady, Yangon and Shan state. Six organizations were involved in this kind of service delivery.

³⁰ Source: Operational Plan M&E framework; HIV prevalence data from HIV Sentinel Surveillance

(1) Proxy used from HSS: Pregnant women attending ANC services aged 15-24

(2) HSS 2010

(3) HSS 2012

(4) BSS 2008

(5) NSP 2011-2015

³¹ Updated unit costs produced in June 2012 and used for GFATM grant proposals.

Table 20: Out-of-school youth reached by organization in 2012

Organization	Male	Female	Total
MANA	19	13	32
MMA	66,892	67,008	133,900
MSF-Holland	102	42	144
MSI	2,811	7,383	10,194
NAP	6,272	4,304	10,576
SCI	3,307	2,091	5,398
Total	79,403	80,841	160,244

Table 21: Out-of-school youth reached by state and region in 2012

State & Region	Male	Female	Total
Ayeyarwady	16,031	19,472	35,503
Bago	29,160	28,412	57,572
Chin	150	178	328
Kachin	102	42	144
Kayah	3	74	77
Kayin	8	6	14
Magway	1,617	1,364	2,981
Mandalay	4,096	2,977	7,073
Mon	20	72	92
Rakhine	33	28	61
Sagaing	79	172	251
Shan	14,951	14,136	29,087
Tanintharyi	221	363	584
Yangon	12,932	13,545	26,477
Total	79,403	80,841	160,244

INTERVENTION 8: WORKPLACE

Output/Coverage Targets ³²	Size estimate	Baseline 2010	Target 2012	Results 2012
# of people in the workplace reached by package of prevention programme	NA	58,832 ⁽¹⁾	125,000	5,724

Partners working on workplace HIV prevention activities:

MANA, MBCA, MSF-Holland, NAP

Resources

No expenditures have been reported for 2012 on HIV prevention activities in the workplace, which is surprising because organizations reported results in this area of the national response. In 2011, US\$ 79,879 were spent on this kind of intervention.

Table 22: Expenditure and costs of comprehensive HIV prevention package – workplace

Estimated total cost for 2012	Estimated unit cost ³³	Expenditure 2012	Actual unit cost/expenditure per person
US\$ 562,916	US\$ 5	0	NA

Reach

A total of 5,724 people were reached in the workplace by HIV prevention interventions. There was no difference based on gender. Four organizations delivered prevention programmes in the workplace.

Table 23: People reached through workplace programmes by organization in 2012

Organization	Male	Female	Total
MANA	25	3	28
MBCA	750	1,060	1,810
MSF-Holland	77	448	525
NAP	2,041	1,320	3,361
Total	2,893	2,831	5,724

³² Source: Operational Plan (2011-2015) M&E framework

(1) Progress Report 2010

³³ Updated unit costs produced in June 2012 and used for GFATM grant proposals.

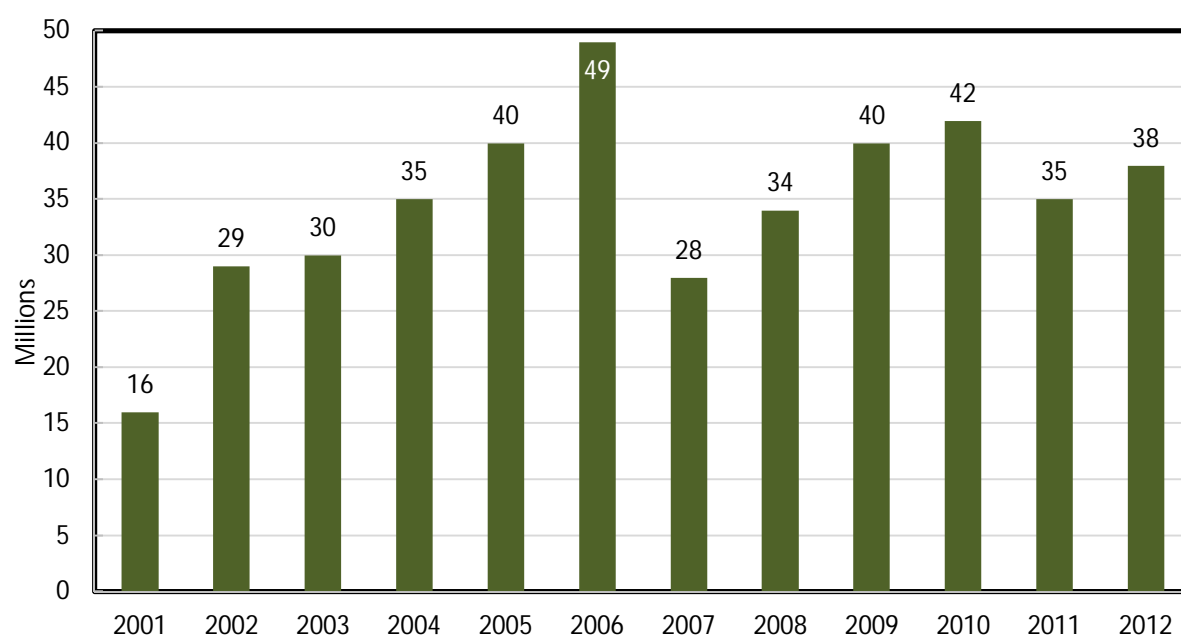
Table 24: People reached through workplace programmes by state and region in 2012

State & Region	Male	Female	Total
Ayeyarwady	298	111	409
Bago	523	269	792
Chin	46	25	71
Kachin	66	52	118
Kayah	236	76	312
Kayin	17	32	49
Magway	183	180	363
Mandalay	455	223	678
Mon	20	20	40
Rakhine	115	460	575
Sagaing	81	155	236
Shan	267	233	500
Tanintharyi	130	34	164
Yangon	456	961	1,417
Total	2,893	2,831	5,724

CONDOM DISTRIBUTION

A total of 38 million condoms were distributed in 2012 for HIV prevention purposes, including through social marketing strategies. This represents an increase over the past year, but condom distribution has not yet reached the levels of 2009–2010 or earlier years. The peak was in 2006.

Figure 10: Condom distributed – Free distribution and social marketing 2001–2012



HIV COUNSELLING AND TESTING

Table 25: Number of target population receiving HIV test and post-test counselling in 2012

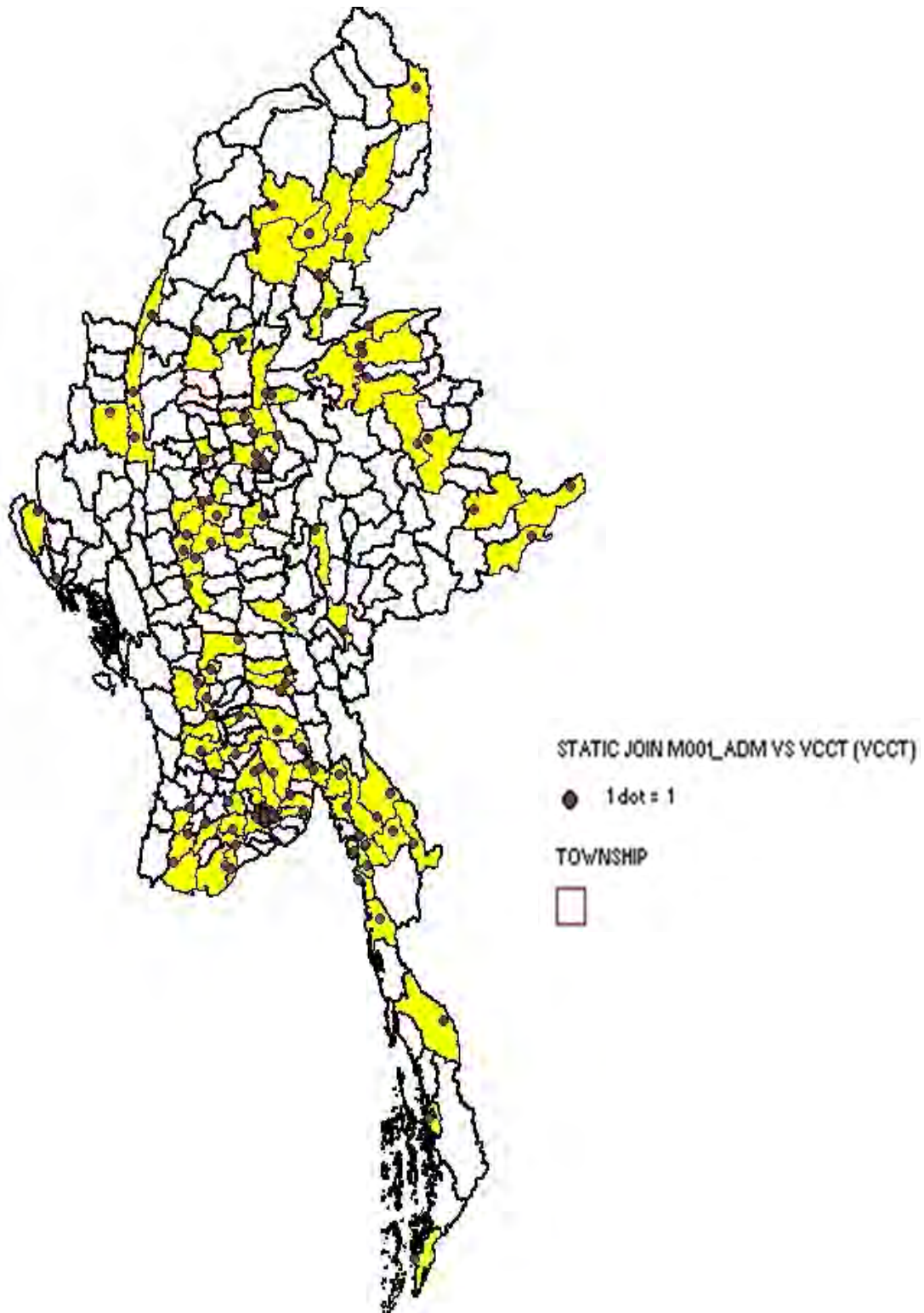
Organization	FSW	Clients	MSM	PWID	Regular Partners	Total
AHRN				790		790
AMI	45		29		219	293
Consortium	1,030		1,240			2,270
IOM	20	2,743	14			2,777
Malteser	273	194	9	4	3	483
MANA	59	50	20	1,396	363	1,888
MDM	768		595	1,031	359	2,753
MSF-CH					2,257	2,257
MSF-Holland	205	7,204	46	343		7,798
MSI	1,389		1,364			2,753
NAP	4,061	10,729	2,244	807	9,633	27,474
PSI	6,061	16,641	7,105			29,807
RM		73				73
SARA		39		169		208
WV	57	105	28			190
Total	13,968	37,778	12,694	4,540	12,834	81,814

The coverage of HIV counselling and testing grew by 13% from 71,342 in 2011 to 81,814 in 2012. The scale-up of testing and counselling will need to be accelerated through decentralization of services to ensure that individuals are aware of their HIV status and can enrol in treatment early if needed. The plan is to increase significantly the number of HIV testing and counselling service delivery points in the next few years.

Table 26: Number of target population receiving HIV test and post-test counselling by state and region in 2012

State & Region	FSW	Clients	MSM	PWID	Regular Partners	Total
Ayeyarwady	1,774	3,447	1,039		1,223	7,483
Bago	2,063	1,978	2,459		380	6,880
Chin	2	23			18	43
Kachin	351	2,624	140	2,063	403	5,581
Kayah	1	210			86	297
Kayin	38	359	1		184	582
Magway	118	513	119	338	250	1,338
Mandalay	3,205	4,839	4,690	416	2,168	15,318
Mon	1,360	3,539	175	1	252	5,327
Rakhine	142	666	25	4	43	880
Sagaing	506	487	404	32	307	1,736
Shan East	351	340	12	4	555	1,262
Shan North	314	1,767	234	1,612	965	4,892
Shan South	34	278	8	50	215	585
Tanintharyi	266	518	116		1,945	2,845
Yangon	3,443	16,190	3,272	20	3,840	26,765
Total	13,968	37,778	12,694	4,540	12,834	81,814

Map 6: Distribution of VCCT service delivery points



TREATMENT OF SEXUALLY TRANSMITTED INFECTIONS

The number of people who received treatment for sexually transmitted infections (STI) decreased from 88,275 in 2011 to 71,038 in the current reporting period. The biggest drop was registered in Yangon (15%). There is a need to assess if the decrease in treated STIs is due to lower infection rates or to changes in reporting resulting in less double counting, or a reduction in the number accessing services for treatment.

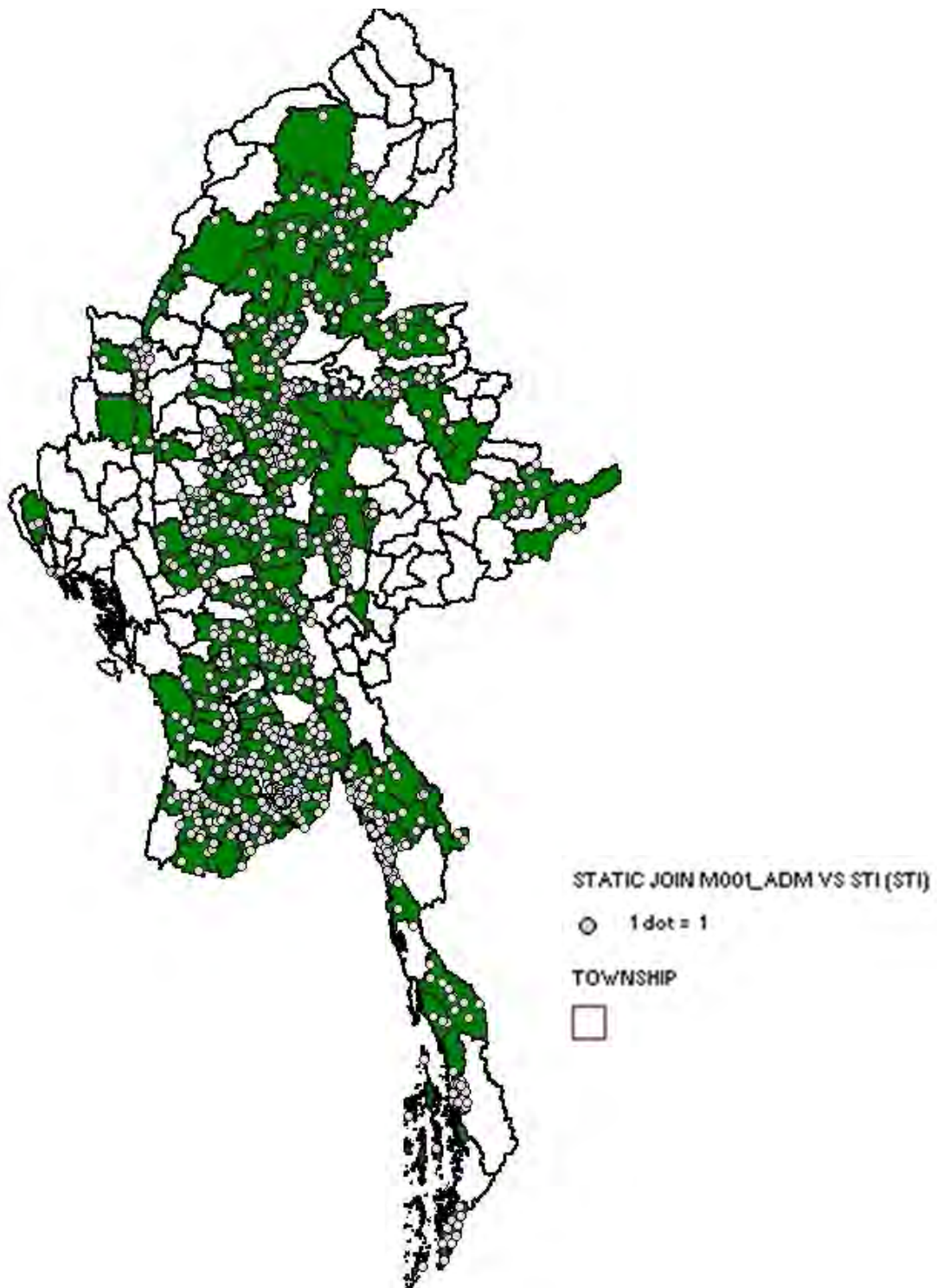
Table 27: People receiving STI treatment by organization in 2012

Organization	FSW	Clients	MSM	PWID	Others	Total
AHRN	85			77		162
AMI	39		14		93	146
Consortium	769		185			954
IOM		18				18
Malteser	109	44			5	158
MANA	114	25	21	24	13	197
MDM	861		661	317	178	2,017
MSF-CH	290				135	425
MSF-Holland	1,317	1,111	48	4		2,480
MSI	864		192			1,056
NAP	1,276	2,371	489	100	2,214	6,450
PGK	50		9			59
PSI	9,119	42,006	5,734			56,859
RM		48				48
SARA		7		2		9
Total	14,893	45,630	7,353	524	2,638	71,038

Table 28: People receiving STI treatment by state and region in 2012

State & Region	FSW	Clients	MSM	PWID	Others	Total
Ayeyarwady	1,603	4,870	391		233	7,097
Bago	2,393	6,595	1,450		154	10,592
Chin	1	15			10	26
Kachin	841	984	276	470	184	2,755
Kayah	1	39			25	65
Kayin	6	1,243	1		27	1,277
Magway	417	1,344	393	2	83	2,239
Mandalay	2,202	6,095	1,499	7	201	10,004
Mon	1,508	3,626	256		33	5,423
Rakhine	169	409	24		43	645
Sagaing	260	1,831	182	1	59	2,333
Shan East	223	411	29		25	688
Shan North	637	1,126	205	44	45	2,057
Shan South	238	585	114		31	968
Tanintharyi	372	2,038	89		139	2,638
Yangon	4,022	14,419	2,444		1,346	22,231
Total	14,893	45,630	7,353	524	2,638	71,038

Map 7: Distribution of STI service delivery points and STI treatment by township



STRATEGY II: COMPREHENSIVE CONTINUUM OF CARE FOR PEOPLE LIVING WITH HIV

INTERVENTION 1: VCCT, TB, ART, COMMUNITY HOME-BASED CARE, HEALTH FACILITY-BASED CARE AND REFERRAL

Impact/Outcome Targets ³⁴	Size estimate	Baseline 2010	Target 2012	Results 2012
% of patients still alive at 1 year after initiation of ART	NA	80% ⁽¹⁾	82%	89.9% ⁽²⁾
% of patients still alive at 2 years after initiation of ART	NA	NA	82%	85% ⁽²⁾
Output/Coverage Targets				
# of adults with advanced HIV infection receiving ART	88,889 ⁽³⁾	27,715 ⁽⁴⁾	40,050	49,676
# of children with advanced HIV infection receiving ART	5,333 ⁽³⁾	2,110 ⁽⁴⁾	2,100	4,033
# of people receiving cotrimoxazole as prophylaxis who are not on ART	NA	52,212 ⁽⁵⁾	12,500	32,697
# of TB patients who are tested positive for HIV and have started ART during the reporting period	NA	NA	2,725	7,152

Care, treatment and support

Partners working on care, treatment and support:

AFXB, AHRN, Alliance, AMI, Consortium, IOM, Malteser, MANA, MDM, MSF-CH, MSF-Holland, MSI, NAP, PGK, PSI, RM, NAP-UNION

Resources

In 2012, over US\$ 18 million were spent on care and treatment for PLHIV, which is about US\$ 9 million less than the estimated resources needed in the updated Operational Plan. The cost for the treatment of one person per year (adult/child) was US\$ 383 in 2012. This is about 20% less than the unit cost registered in 2011 (US\$ 472) and 12% less than the forecasted unit cost (US\$ 426).

³⁴ Source: Operational Plan (2011-2015), HIV Estimates and Projections AEM Myanmar 2010-2015, Progress Reports.

(1) Baseline 2009 (Operational Plan 2011-2015)

(2) MSF-Holland, MSF-CH Cohort

(3) 2012 size estimation from HIV Estimates and Projections AEM Myanmar 2010-2015

(4) Progress Report 2010

(5) 2010 not comparable with 2012: 2010 figures likely to include contacts as well as ART patients.

The cost per person on treatment varied very much across different organizations; the lowest cost was US\$ 117 and the highest US\$ 977. As expected, the unit cost depends on the size of the treatment programme, with larger programmes showing lower unit costs.

Table 29: Expenditure and costs for ART

Estimated total cost for 2012	Estimated unit cost ³⁵	Expenditure 2012	Actual unit cost/expenditure per person ³⁶
US\$ 24,392,702	US\$ 426	US\$ 18,018,468	US\$ 383

Reach

Over 32,500 people were reported to have received cotrimoxazole prophylaxis in 2012. This represents a 15% increase from 2011. As in previous years, recording of the same individual may occur in different sites, resulting in an over-reporting of the number of patients.

Table 30: People receiving cotrimoxazole prophylaxis by organization in 2012

Organization	Male	Female	Total
AFXB	274	257	531
AHRN	773	113	886
Alliance	17	7	24
AMI	105	116	221
Consortium	1,282	1,383	2,665
IOM	198	239	437
Malteser	160	201	361
MANA	160	39	199
MDM	826	209	1,035
MSF-CH	44	89	133
MSF-Holland	1,598	1,191	2,789
MSI	222	202	424
NAP	7,128	6,556	13,684
NAP-UNION	4,029	2,918	6,947
PGK	487	462	949
PSI	494	208	702
RM	391	319	710
Total	18,188	14,509	32,697

³⁵ Adults only; children were budgeted slightly higher at US\$ 483 per child and year (Updated unit costs produced in June 2012 and used for GFATM grant proposals).

³⁶ Adults and children.

In 2012, there has been a significant scale-up of treatment coverage, with 13,000 additional people accessing ART. This is the highest yearly increase recorded so far. At the end of 2012, a total of 53,709 children and adults were receiving ART. Although the number of PLHIV benefiting from treatment increased from 11,193 in 2007 to 53,709 in 2012,³⁷ more than half of the people in need were not accessing treatment at the end of the reporting period.³⁸

A total of 4,033 children were reported to have received ART in 2012. This represents a treatment coverage of more than 75%, as 5,333 children were estimated to be in need of ART in 2012.³⁹

ART provision continued to be largely concentrated in Yangon (41.3%) as well as in Kachin (15.7%), Mandalay (14.8%) and Shan (12.1%) states and regions. These geographical areas represented nearly 85% of the national ART provision capacity. To expand access to ART nationwide, the NAP established new ART sites in 2012 and started promoting the decentralization of treatment and care. Seven decentralized ART sites were introduced in the Mandalay region in late 2012.

Table 31: People receiving ART by state and region in 2012

State & Region	People on ART		Total	As % of total
	Male	Female		
Ayeyarwady	207	148	355	0.7%
Bago	235	205	440	0.8%
Chin	1	2	3	0.0%
Kachin	4,018	3,917	7,935	14.8%
Kayah	26	25	51	0.1%
Kayin	64	130	194	0.4%
Magway	773	675	1,448	2.7%
Mandalay	4,760	3,684	8,444	15.7%
Mon	634	748	1,382	2.6%
Rakhine	395	307	702	1.3%
Sagaing	620	548	1,168	2.2%
Shan East	293	343	636	1.2%
Shan North	2,510	2,205	4,715	8.8%
Shan South	616	525	1,141	2.1%
Tanintharyi	1,551	1,354	2,905	5.4%
Yangon	12,777	9,413	22,190	41.3%
Total	29,480	24,229	53,709	100.1% ⁴⁰

In 2012, more than 35% of all ART patients received their treatment from public health facilities. The public sector, together with two non-governmental organizations (MSF-Holland and MSF-Switzerland), accounted for 90% of all ART provision in the country. The number of people receiving treatment by organization ranged a great deal. The largest proportion of ART patients received treatment from MSF-Holland (47.9%) and the smallest from AHRN (0.1%). By the end of 2012, there

³⁷ Progress Reports 2011 and 2012.

³⁸ Antiretroviral treatment eligibility is based on national guidelines and set at ≤ 350 CD4 count. According to the last official HIV estimates and Projections there were 125,463 adults and children in need for ART in 2012 - HIV Estimates and Projections Asian Epidemiological Model Myanmar (2010-2015).

³⁹ HIV Estimates and Projections Asian Epidemiological Model Myanmar (2010-2015).

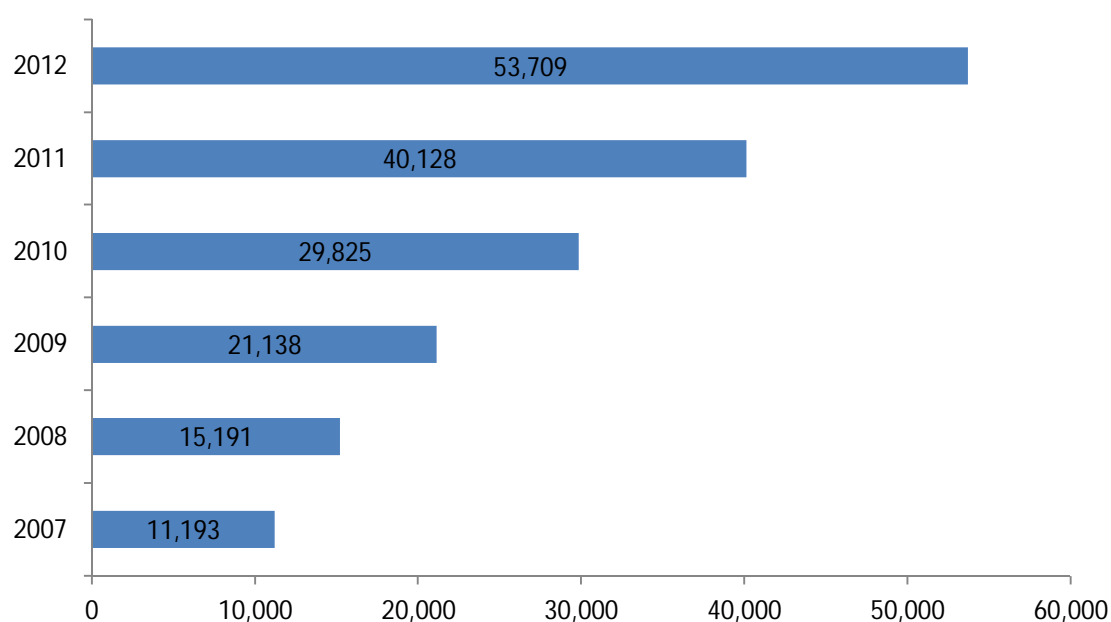
⁴⁰ The sums sometimes do not represent exactly 100.0 per cent because of rounding.

were 48 ART centres at hospitals and 7 decentralized ART sites operated by the Government and 55 ART clinics operated by 13 non-governmental partners.

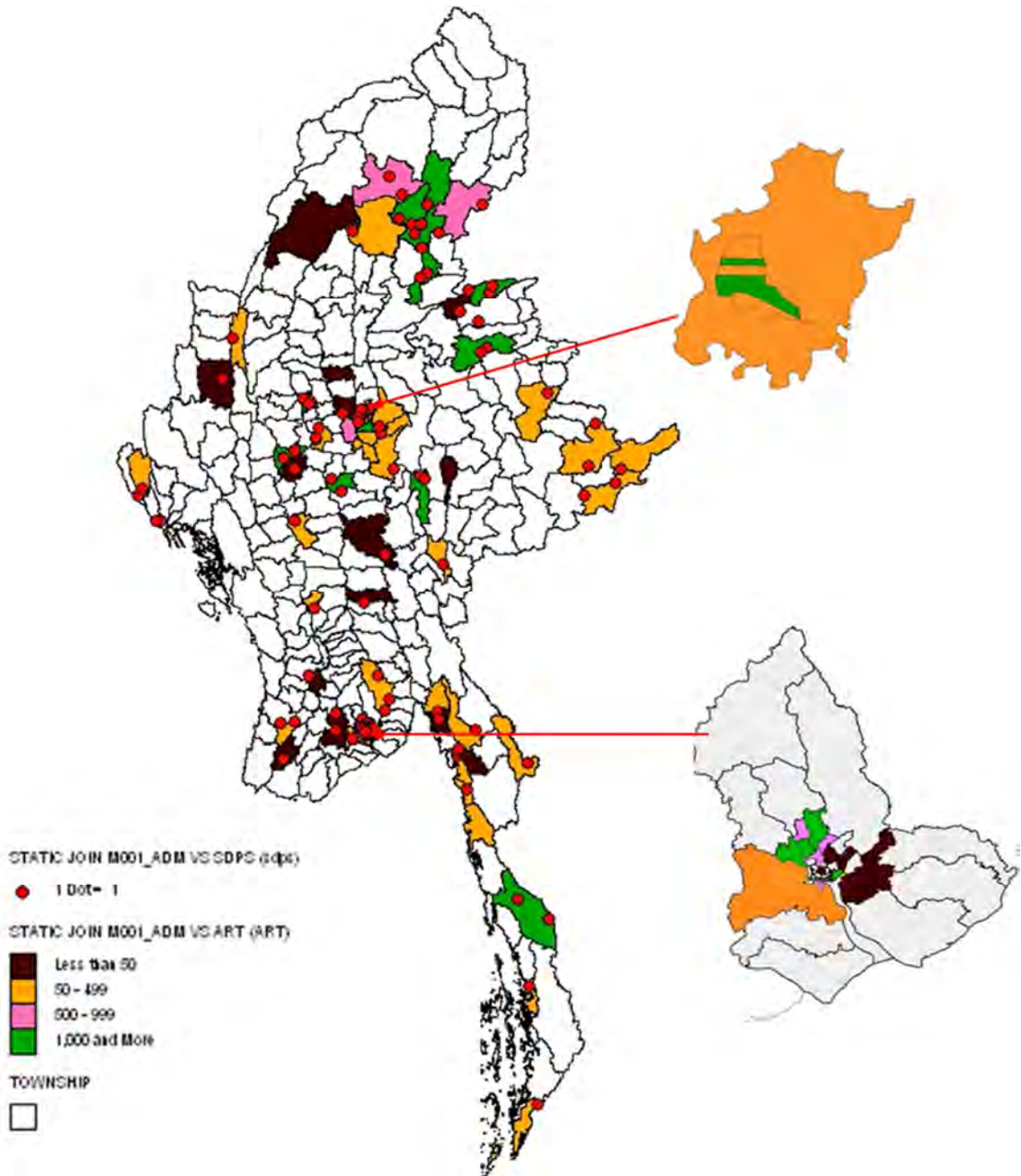
Table 32: People receiving ART by organization in 2012

Organization	Children		Adults		People on ART	As % of total
	Male	Female	Male	Female		
AFXB	28	21	266	289	604	1.1%
AHRN	1	0	18	12	31	0.1%
Alliance	1	1	337	288	627	1.2%
AMI	33	19	336	302	690	1.3%
Consortium	18	22	267	220	527	1%
IOM	44	34	366	468	912	1.7%
Malteser	21	27	204	216	468	0.9%
MDM	13	16	893	398	1,320	2.5%
MSF-CH	118	137	1,451	1,174	2,880	5.4%
MSF-Holland	1,000	844	12,999	10,903	25,746	47.9%
NAP	306	314	2,943	2,541	6,104	11.4%
NAP-UNION	528	487	6,899	5,195	13,109	24.4%
PSI			109	33	142	0.3%
Pyi Gyi Khin			134	143	277	0.5%
Ratana Metta			139	133	272	0.5%
Total	2,111	1,922	27,361	22,315	53,709	100.2%

Figure 11: People receiving ART 2007–2012



Map 8: Distribution by township of people receiving ART and ART sites



INTERVENTION 2: PREVENTION OF MOTHER-TO-CHILD TRANSMISSION OF HIV (PMCT)

Impact/Outcome Targets ⁴¹	Denominator	Baseline 2010	Target 2012	Results 2012
% of infants born to HIV infected mother that are HIV infected	3,591 ⁽¹⁾	23% ⁽²⁾	13%	12.3% ⁽³⁾
% of pregnant women who are HIV infected	NA	0.9% ⁽⁴⁾	0.85%	0.7% ⁽⁵⁾
Output/Coverage Targets				
# of pregnant women who received HIV pre-test counselling	1,391,813 ⁽⁶⁾	540,283 ⁽⁷⁾	425,000	602,216
# of pregnant women who received HIV post-test counselling	1,391,813 ⁽⁶⁾	250,938 ⁽⁷⁾	276,250	303,321
# of HIV-positive pregnant women who received ARV prophylaxis for PMCT	3,591 ⁽¹⁾	2,488 ⁽⁷⁾	2,601	2,890

Partners working on PMCT:
AMI, MANA, MSF-CH, MSF-Holland, NAP, NAP-UNION

Resources

Over US\$ 1.2 million were spent on the prevention of mother-to-child transmission (PMCT) in 2012. This corresponds to only about one third of financial resources that were deemed necessary for the implementation of the PMCT programme. Actual expenditure on ARV prophylaxis per pregnant woman including post-test counselling was US\$ 5, roughly the same as in the previous year. This represents about one third of the amount planned for PMCT per pregnant woman in need.

Table 33: Expenditure and costs for PMCT

Estimated total cost for 2012	Estimated unit cost ⁴²	Expenditure 2012	Actual unit cost/expenditure per person (Post-test counselling)
US\$ 3,475,225	US\$ 14	US\$ 1,276,961	US\$ 5

⁴¹ Source: Operational Plan (2011-2015) M&E framework.

(1) 2012 estimation from HIV Estimates and Projections Asian Epidemiological Model Myanmar (2010-2015)

(2) UNGASS 2010; estimated from Spectrum for 2009; based on single-dose nevirapine prophylaxis

(3) GARPR 2013

(4) HSS 2010

(5) HSS 2012

(6) NSP 2011-2015

(7) Progress Report 2010

⁴² Updated unit costs for post-test mother produced in June 2012 and used for GFATM grant proposals.

Reach

In 2012, 602,216 pregnant women attending antenatal care services at PMCT sites were reported to have received pre-test counselling, of whom 357,134 (or 59.3%) received an HIV test. Among those who tested, 85% received the results of the test and post-test counselling.

The number of pregnant women attending antenatal care services at PMCT sites who received an HIV test and the test results together with post-test counselling decreased by around 11% from 2011. This drop occurred despite an increase of roughly 4.5% in the number of pregnant women who received pre-test counselling (578,276 in 2011) showing that the dropout rate after pre-test counselling for pregnant women is increasing. This is likely due to a continuing shortage in HIV test kits.

Table 34: Number of pregnant women receiving pre-test counselling and HIV testing by state and region in 2012

State & Region	Number of pregnant women received:		
	Pre-test counselling	HIV Test	Post-test counselling
Ayeyarwady	68,024	34,839	25,896
Bago	52,034	39,384	31,952
Chin	4,675	1,113	634
Kachin	26,575	17,495	14,804
Kayah	3,732	3,814	3,784
Kayin	21,571	11,331	9,469
Magway	43,162	27,604	26,705
Mandalay	101,458	55,754	50,648
Mon	33,242	17,473	14,872
Rakhine	18,069	8,157	6,741
Sagaing	63,666	22,719	19,650
Shan East	5,508	5,263	4,087
Shan North	26,631	15,632	13,738
Shan South	29,231	21,288	18,288
Tanintharyi	19,867	13,377	11,497
Yangon	84,771	61,891	50,556
Total	602,216	357,134	303,321

A total of 2,890 mother and baby pairs received PMCT services in 2012 and 801 of the mothers were reported to have continued ART for their own health. Public health facilities delivered more than 80% of the total need in ART for pregnant women and HIV-positive mothers.

Figure 12: Mothers receiving PMCT services 2003–2012

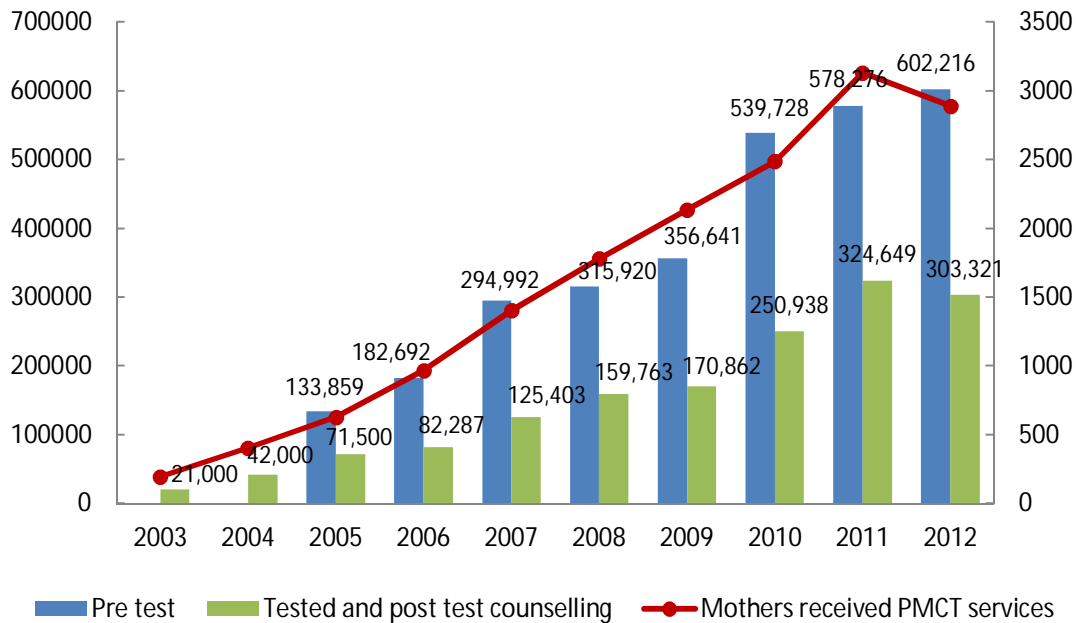
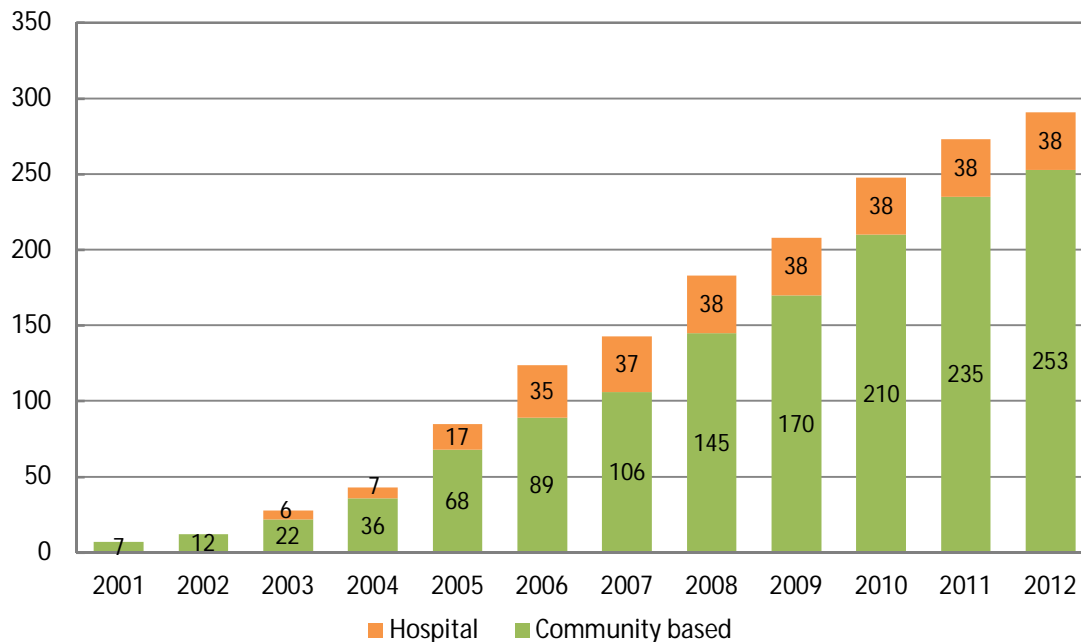
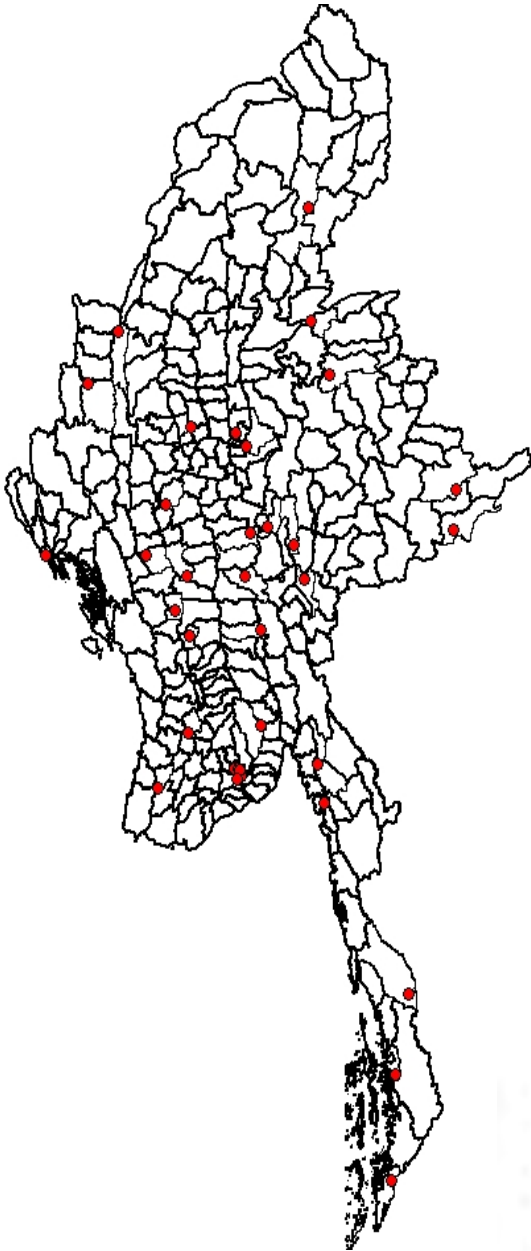


Figure 13: PMCT sites of National AIDS Programme 2001–2012



Map 9: Distribution of PMCT sites

Hospital sites



Community sites



- 1 dot = 1
STATIC JOIN M002_ADM VS PMCT SITES (Hosp)
- 1 dot = 1
STATIC JOIN M002_ADM VS PMCT SITES (Commu)
- TOWNSHIP

STRATEGY III: MITIGATION OF THE IMPACT OF HIV ON PEOPLE LIVING WITH HIV AND THEIR FAMILIES

INTERVENTION 1: PSYCHOSOCIAL, NUTRITIONAL AND ECONOMIC SUPPORT FOR PEOPLE LIVING WITH HIV, THEIR FAMILIES AND COMMUNITIES

Output/Coverage Targets ⁴³	Denominator	Baseline 2010 ⁽¹⁾	Target 2012	Results 2012
# of PLHIV who received community home based care	NA	34,713	51,335	31,677
# of PLHIV involved in Self-Help Groups	197,034 ⁽²⁾	11,792	NA	16,746

Partners working on community home-based care:

AFXB, Alliance, AMI, Consortium, IOM, Malteser, MBCA, MDM, MPG, NAP, PGK, WV

Resources

The reported amount spent in 2012 on community or home based care activities represented about 30% of the planned resources. The limited resources available for this kind of intervention continue to curtail these activities, which is an issue the midterm review of the NSP scheduled in 2013 will need to look into.

Table 35: Expenditure and costs for Community/Home Based Care

Estimated total cost for 2012	Estimated unit cost ⁴⁴	Expenditure 2012	Actual unit cost/expenditure per person
US\$ 4,453,250	US\$ 105	US\$ 1,417,028	US\$ 116

Reach

In 2012, it was reported that 31,677 PLHIV received at least one of the services of the basic community home based care package of support at least once during the reporting period. The types of support that PLHIV received included psycho-social, food, material, financial and medical support.

⁴³ Source: Operational Plan 2011-2015 M&E framework.

(1) Progress Report 2010

(2) HIV Estimates and Projections Asian Epidemiological Model Myanmar (2010-2015) – estimated adults 15+ in 2012

⁴⁴ Updated unit costs produced in June 2012 and used for GFATM grant proposals.

Table 36: PLHIV who received community home based care with different type of support by organization in 2012

Organization	Psycho-social support	Food, material, financial support	Medical support	Total	
				Male	Female
AFXB	✓		✓	178	197
Alliance	✓	✓	✓	2,118	2513
AMI	✓			36	49
Consortium	✓	✓	✓	3,403	3,640
IOM	✓	✓	✓	229	269
Malteser	✓	✓	✓	250	333
MBCA	✓		✓	189	72
MDM	✓	✓	✓	19	2
MPG	✓	✓		4,710	5,706
NAP	✓	✓	✓	2,723	3,302
PGK	✓	✓	✓	530	553
WVI	✓	✓		308	348
Total				14,693	16,984

Partners working with Self-Help Groups:

AFXB, BI, Consortium, IOM, Malteser, MANA, MDM, MPG, PGK, NAP, WV

Resources

The amount of expenditure to support Self-Help Groups is not known because this spending category was not recorded in a disaggregated way in the financial reporting tool.

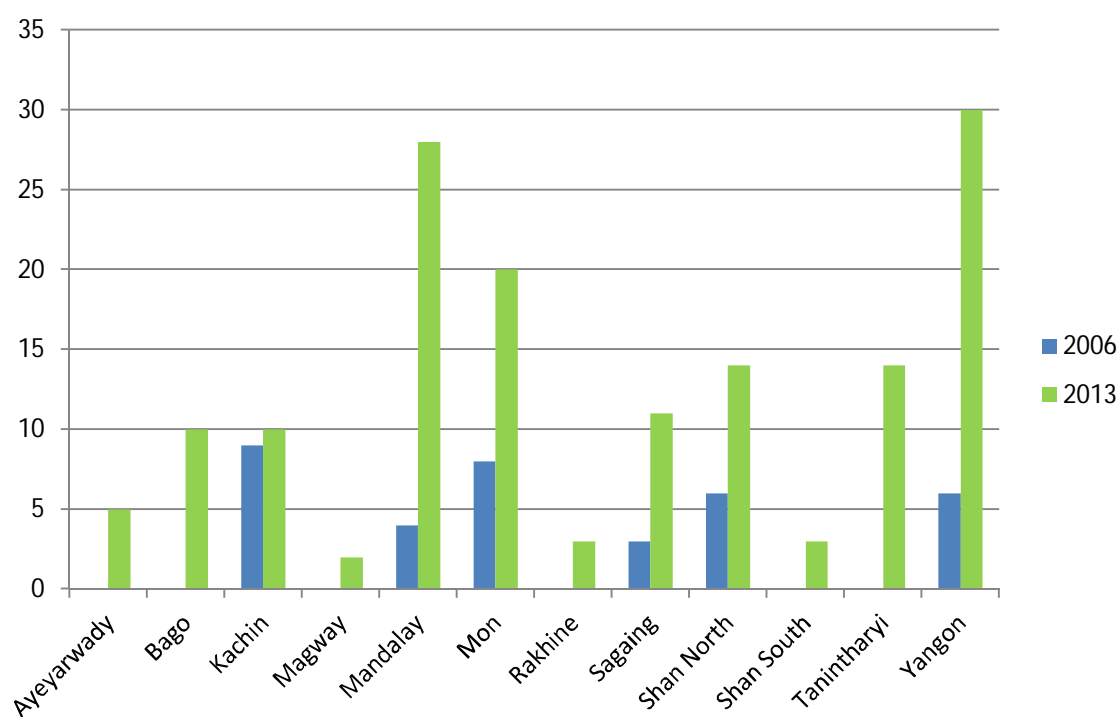
Reach

Reports submitted by different organizations suggest that 16,746 PLHIV took part in Self-Help Groups (SHG) in Myanmar in 2012. A large number of them belonged to SHGs associated with the Myanmar Positive Group (MPG). MPG reported that their network included 150 SHGs in May 2013, with a membership of over 7,000 PLHIV. Figure 14 shows how the number of SHGs in the MPG network has grown over the years.

Table 37: Number of PLHIV involved with SHGs by state and region in 2012

State & Region	PLHIV		
	Male	Female	Total
Ayeyarwady	758	770	1,528
Bago	442	581	1,023
Chin	0	0	0
Kachin	335	297	632
Kayah	33	35	68
Kayin	126	173	299
Magway	131	162	293
Mandalay	1,664	2,094	3,758
Mon	320	476	796
Rakhine	61	43	104
Sagaing	429	384	813
Shan East	300	371	671
Shan North	434	489	923
Shan South	299	450	749
Tanintharyi	553	619	1,172
Yangon	1,927	1,990	3,917
Total	7,812	8,934	16,746

Figure 14: Number of SHGs affiliated with MPG by state and region – 2006 and 2013 (May)



Source: Myanmar Positive Group 2013

INTERVENTION 2: ORPHANS AND VULNERABLE CHILDREN AFFECTED BY HIV

Output/Coverage Targets ⁴⁵	Denominator	Baseline 2010 ⁽¹⁾	Target 2012	Results 2012
# of OVC affected by HIV who received support	NA	7,633	9,750	1,683

Partners working with orphans and vulnerable children:

Alliance, Burnet, NAP, RM, SC, UNICEF, WV

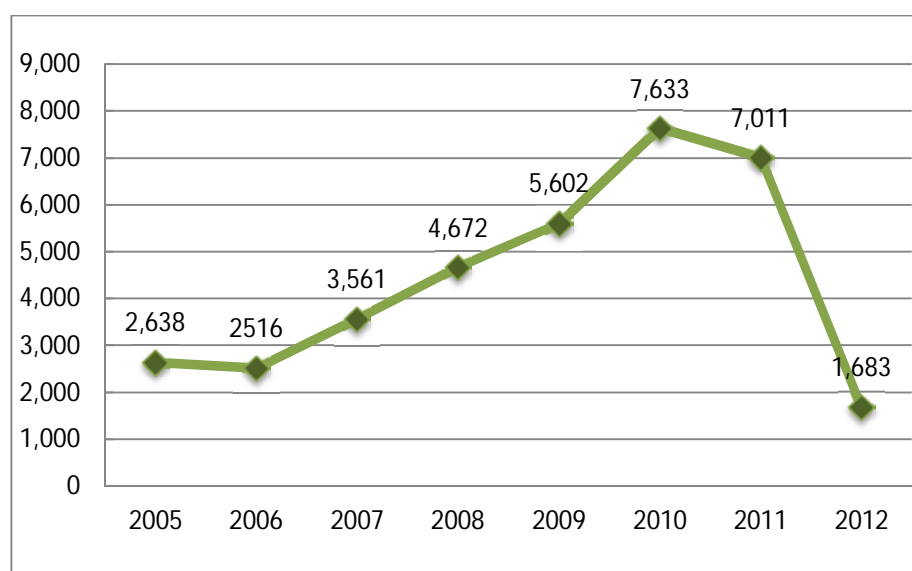
Table 38: Expenditure and costs for comprehensive prevention package – OVC

Estimated total cost for 2012	Estimated unit cost ⁴⁶	Expenditure 2012	Actual unit cost/expenditure per person
US\$ 2,355,034	US\$ 242	US\$ 90,406	US\$ 84

Resources and reach

Expenditure on support for orphans and vulnerable children (OVC) affected by HIV was less than 5% of the related estimated resource needs in 2012. Only 1,683 children benefitted from this type of support compared to 7,011 in 2011. This reflects a drop in support of more than 75%, an issue that will require attention in the upcoming midterm review of the NSP.

Figure 15: Orphans and vulnerable children receiving support 2005–2012

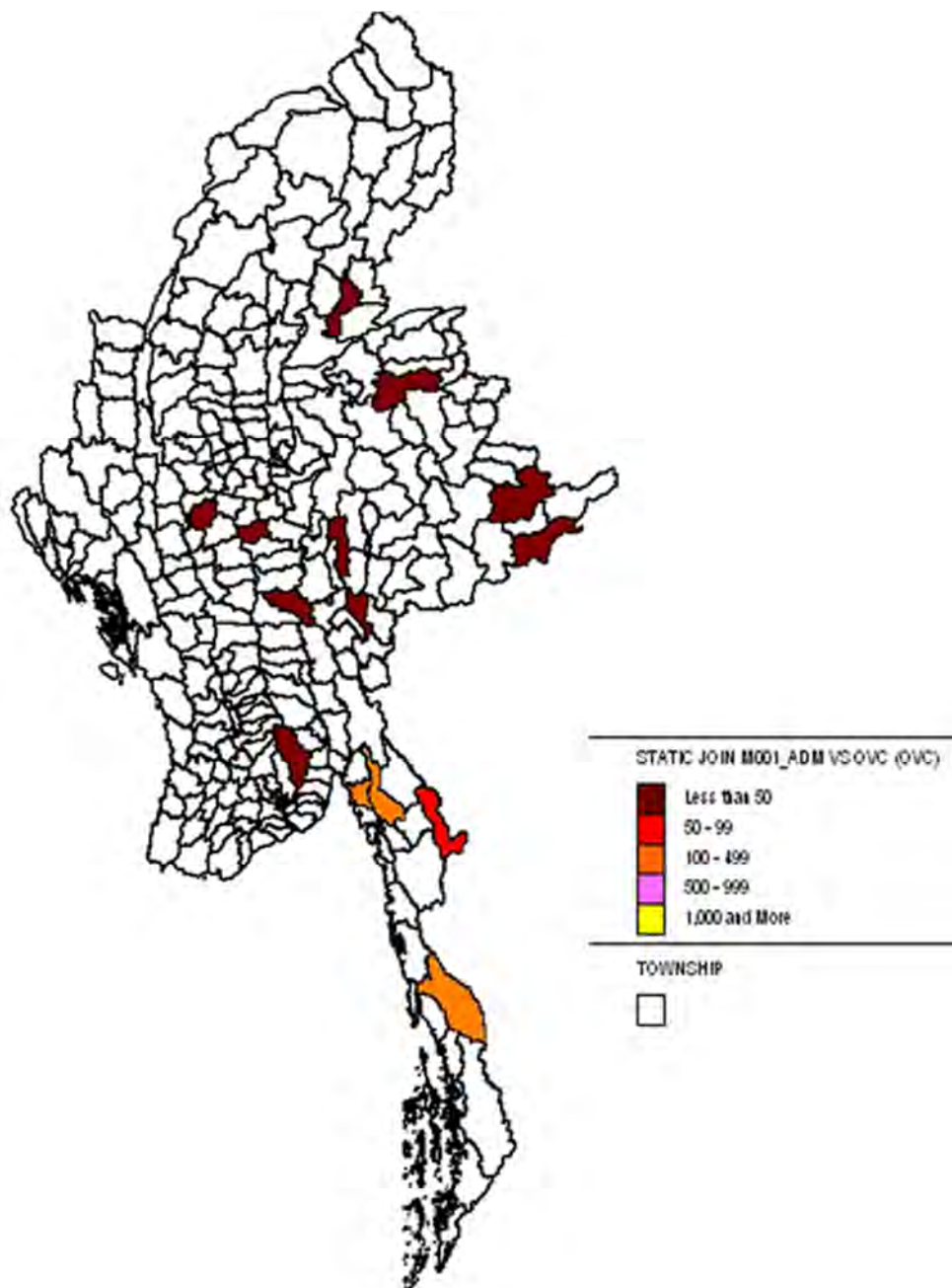


⁴⁵ Source: Operational Plan 2011-2015 M&E framework.

(1) Progress Report 2010—Orphans and vulnerable reported as affected by HIV

⁴⁶ Updated unit costs produced in June 2012 and used for GFATM grant proposals.

Map 10: Distribution by township of services for orphans and vulnerable children



CROSS-CUTTING INTERVENTIONS

INTERVENTION 1: HEALTH SYSTEM STRENGTHENING (INCLUDING PRIVATE HEALTH SECTOR), STRUCTURAL INTERVENTIONS AND COMMUNITY SYSTEMS STRENGTHENING

The engagement between PLHIV and community groups continued to improve in 2012. There are seven national-level community networks: Myanmar Positive Group (MPG), National NGO Network on AIDS (3N), Sex Worker Network in Myanmar (SWIM), National Drug User Network in Myanmar (NDNM), Myanmar Positive Women Network, Myanmar Interfaith Network on AIDS (MINA) and Myanmar MSM Network. MPG and 3N are the most longstanding networks. The 3N involves 131 member organisations and the MPG 150 Self-Help Groups. The Health Sector Coordination Committee (HSCC) includes two representatives from the PLHIV network and three representatives from CBOs/FBOs and their alternates.

The GFATM Round 9 grant does not support the strengthening of health systems. In early 2013, Myanmar was awarded an additional GFATM grant of US\$ 161.2 million through the New Funding Model (NFM). Some of these financial resources will be used for health system strengthening with a particular focus on community system strengthening and human rights activities. The Community System Strengthening Program includes capacity building, partnership and coordination, policy and advocacy, organizational support and development and technical assistance activities.

INTERVENTION 2: FAVOURABLE ENVIRONMENT FOR REDUCTION OF STIGMA AND DISCRIMINATION

Special events such as the World AIDS Day and the Candlelight Memorial Day took place in 2012, as in past years. They helped increase awareness of HIV issues and understanding of the needs of PLHIV. These events are also meant to create a better enabling environment and to reduce stigma and discrimination.

INTERVENTION 3: STRATEGIC INFORMATION, MONITORING AND EVALUATION, AND RESEARCH

National M&E System and National M&E Plan

The National M&E Plan for HIV and AIDS published in 2011 and providing a detailed description of the M&E systems and reporting mechanisms was implemented further. In 2012, progress was made with the harmonization and alignment of monitoring and reporting to realize the third of the Three Ones – the creation of one single coherent M&E system – to track progress and assess results of the national response to HIV across all sectors.

Strategic Planning and the Use of Estimations for Planning

The HIV estimates and projections developed by the Strategic Information and M&E Working Group using the Asian Epidemiological Model (AEM) continued to be used in 2012. They were used for revising costings and for assessing needs and gaps in the response and in the preparation of funding proposals, such as the proposal submitted to the GFATM. The results of the modelling are presented below.

Table 39: Selected results from AEM for 2012⁴⁷

Number of adults 15+ living with HIV	
Total	197,034
Males	125,216
Females	71,818
Number of new infections among adults 15+	
Total	7,696
Males	4,710
Females	2,987
HIV prevalence in adults 15+	
Total	0.50
Males	0.64
Females	0.35

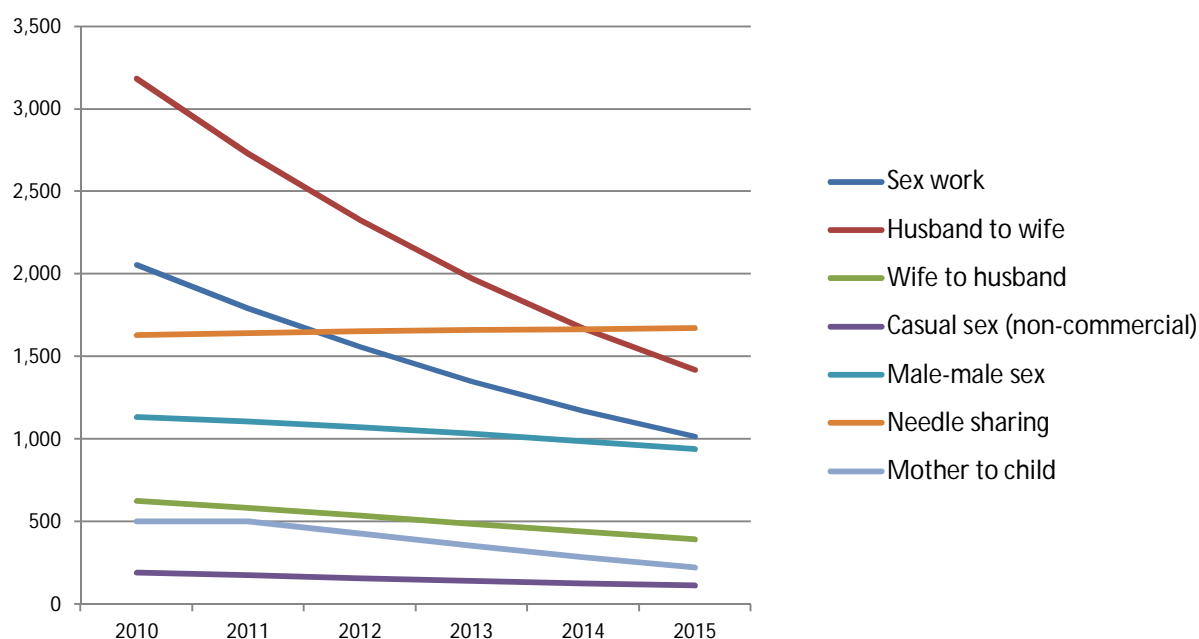
Table 40: Selected results from AEM for 2012⁴⁸

Number of children living with HIV	
Total	9,839
Males	4,993
Females	4,845
Number of HIV-positive pregnant women	
Total	4,224

⁴⁷ Strategic Information and M&E Working Group, HIV Estimates and Projections – Myanmar 2010-2015.

⁴⁸ Ibid

Figure 16: Number of new infections by route of transmission



The AEM is used to help estimate the modes of transmission of HIV and forecasting these up to 2015. Sexual transmission continued to be the main route of transmission contributing 73% of total new infections in 2012. By 2015, 67% of new HIV infections will result from this mode of transmission.

New infections through all of the modes of transmission will decrease until then, with the exception of transmission through the use of non-sterile injecting equipment by people who inject drugs (PWID). This kind of new infections will increase if programmes to prevent HIV among PWID are not stepped up considerably in the coming years.

HIV sentinel surveillance (HSS)

HIV Sentinel Surveillance (HSS) was initiated in 1992 in nine townships. HSS is conducted every year and currently covers 35 townships across the country. Sentinel population groups included were pregnant women attending antenatal care (ANC) clinics, male STD patients, PWID, FSW, MSM, new military recruits, new TB patients and blood donors.

HSS data collected in recent years show a decreasing trend in HIV prevalence in all of the sentinel groups except MSM, in which the HIV prevalence increased slightly from 7.8% in 2011 to 8.9% in 2012. HIV prevalence in PWID and FSW decreased considerably over the past several years.

Figure 17: The trends of HIV prevalence in sentinel populations 2007–2012

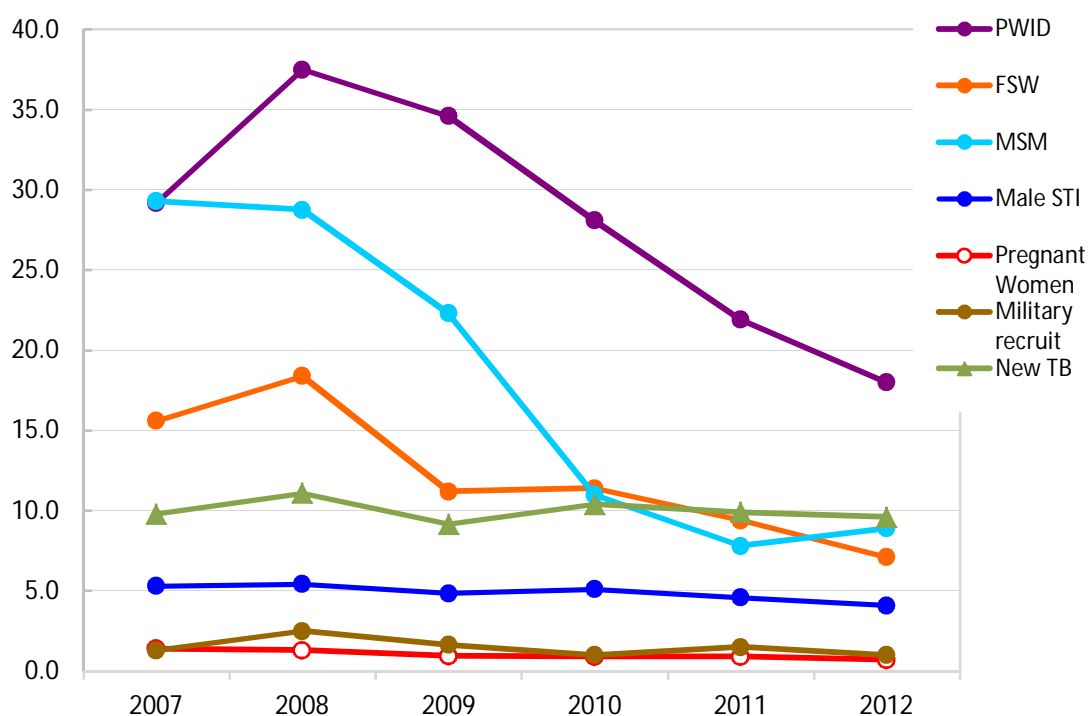


Table 41: HIV prevalence in sentinel populations – HSS 2012

Sentinel groups	HIV prevalence					# of HIV tested (n)	# of HIV positive (n)
	HIV (+)	Minimum	Median	Maximum	95% CI		
Male STI patients	4.1%	0%	3.3%	14.2%	3.5–4.6%	5,034	204
FSW	7.1%	3%	6.4%	15%	5.9–8.3%	1,784	126
PWID	18%	6.7%	17%	29%	15.8–20.2%	1,217	219
MSM	8.9%	3%	6.8%	21.3%	6.9–10.9%	763	68
Pregnant women	0.7%	0%	0.8%	2%	0.6–0.9%	13,995	102
New military recruits	1%	0.6%	0.9%	1.3%	0.3–1.7%	732	7
New TB patients	9.6%	0.9%	10%	19%	8.7–10.7%	3,296	317
Blood donors	0.14%	0%	0.08%	0.74%	0.1–0.19%	30,584	44

PART II

SERVICE PROVISION AT STATE AND REGION LEVEL


MYANMAR.....	69
AYEYARWADY REGION.....	70
BAGO REGION.....	71
CHIN STATE.....	72
KACHIN STATE.....	73
KAYAH STATE.....	74
KAYIN STATE.....	75
MAGWAY REGION.....	76
MANDALAY REGION.....	77
MON STATE.....	78
RAKHINE STATE.....	79
SAGAING REGION.....	80
SHAN STATE (EAST).....	81
SHAN STATE (NORTH).....	82
SHAN STATE (SOUTH).....	83
TANINTHARYI REGION.....	84
YANGON REGION.....	85

Sources:

Population – Health in Myanmar 2010

Coverage data – Annual Progress Report 2012


MYANMAR	
Area	675,905 sq Km
No of townships	325
No of AIDS/STD teams	46
No of HIV sentinel sites	ANC (35), Male STD (35), IDU (7), SW (10), MSM (4), Blood donor (2), TB (25), Military recruit (2)
Organizations working in state/region	AFXB, AHRN, Alliance, AMI, MSF-Holland, Burnet, Consortium, IOM, Malteser, MANA, MBCA, MDM, MMA, MPG, MSF-CH, MSI, NAP, PGK, PSI, RMO, SARA, SC, UNDP, UNFPA, UNION, UNODC, WV



Coverage

Strategic Direction		Indicator	Reached	% change from 2011
1	Sex workers and their clients	Sex workers reached with HIV prevention programme	60,191	-4%↓
2	Men who have sex with men	MSM reached with HIV prevention programme	68,067	5%↑
3	Drug users	PWID reached with HIV prevention programme (through DIC only)	18,781	26%↑
		PWID reached with HIV prevention programme (through outreach only)	17,623	15%↑
4	Institutionalized populations	Prisoners reached with HIV prevention programme	5,041	7%↑
5	Mobile populations	Mobile and migrant population reached with HIV prevention programme	23,518	-3%↓
6	Uniformed services	Uniformed personnel reached with HIV prevention programme	7,038	-18%↓
7	Young people	Out of school youth (15-24) reached with HIV prevention programme	160,244	149%↑
8	Workplace	People in workplace reached with HIV prevention programme	5,724	-72%↓
9	Comprehensive care, support and treatment	People Living with HIV in need receiving ART	53,709	34%↑
		People receiving CHBC package of support	31,677	14%↑
		Mother-baby pairs receiving a complete course of ARV prophylaxis for PMCT	2,890	-8%↓

AYEYARWADY REGION	
Area	35,041 sq Km
No of townships	26
No of AIDS/STD teams	4
No of HIV sentinel sites	ANC (4), Male STD (4), MSM (1), TB (4), SW (1)
Organizations working in state/region	AFXB, Alliance, Consortium, MMA, MPG, MSI, NAP, PGK, PSI



Coverage


Strategic Direction		Indicator	Reached	% of total reached nationally
1	Sex workers and their clients	Sex workers reached with HIV prevention programme	5,453	9%
2	Men who have sex with men	MSM reached with HIV prevention programme	5,852	8.6%
3	Drug users	PWID reached with HIV prevention programme (through DIC only)	-	-
		PWID reached with HIV prevention programme (through outreach only)	-	-
4	Institutionalized populations	Prisoners reached with HIV prevention programme	56	1.1%
5	Mobile populations	Mobile and migrant population reached with HIV prevention programme	1,291	5.5%
6	Uniformed services	Uniformed personnel reached with HIV prevention programme	120	1.7%
7	Young people	Out of school youth (15-24) reached with HIV prevention programme	35,503	22.2%
8	Workplace	People in workplace reached with HIV prevention programme	409	7.1%
9	Comprehensive care, support and treatment	People Living with HIV in need receiving ART	355	0.7%
		People receiving CHBC package of support	2,763	8.7%
		Mother-baby pairs receiving a complete course of ARV prophylaxis for PMCT	138	4.8%

BAGO REGION	
Area	39,412 sq Km
No of townships	28
No of AIDS/STD teams	3
No of HIV sentinel sites	ANC (3), Male STD (3), TB (3)
Organizations working in state/region	Alliance, Burnet, Consortium, MBCA, MMA, MPG, MSI, NAP, PSI

Coverage

Strategic Direction		Indicator	Reached	% of total reached nationally
1	Sex workers and their clients	Sex workers reached with HIV prevention programme	4,464	7.4%
2	Men who have sex with men	MSM reached with HIV prevention programme	8,065	11.8%
3	Drug users	PWID reached with HIV prevention programme (through DIC only)	-	-
		PWID reached with HIV prevention programme (through outreach only)	-	-
4	Institutionalized populations	Prisoners reached with HIV prevention programme	989	19.6%
5	Mobile populations	Mobile and migrant population reached with HIV prevention programme	670	2.8%
6	Uniformed services	Uniformed personnel reached with HIV prevention programme	1,961	28%
7	Young people	Out of school youth (15-24) reached with HIV prevention programme	57,572	36%
8	Workplace	People in workplace reached with HIV prevention programme	792	13.8%
9	Comprehensive care, support and treatment	People Living with HIV in need receiving ART	440	0.8%
		People receiving CHBC package of support	1,640	5.2%
		Mother-baby pairs receiving a complete course of ARV prophylaxis for PMCT	159	5.5%

CHIN STATE	
Area	36,028 sq Km
No of townships	9
No of AIDS/STD teams	1
No of HIV sentinel sites	ANC (1), Male STD (1)
Organizations working in state/region	NAP, PSI




The map shows Chin State with two townships highlighted: Falam (top, white) and Mindat (bottom, green). Both townships have a black dot indicating a location. The state boundary is outlined in black.

Coverage

Strategic Direction		Indicator	Reached	% of total reached nationally
1	Sex workers and their clients	Sex workers reached with HIV prevention programme	2	0.0%
2	Men who have sex with men	MSM reached with HIV prevention programme	-	-
3	Drug users	PWID reached with HIV prevention programme (through DIC only)	-	-
		PWID reached with HIV prevention programme (through outreach only)	-	-
4	Institutionalized populations	Prisoners reached with HIV prevention programme	-	-
5	Mobile populations	Mobile and migrant population reached with HIV prevention programme	188	1%
6	Uniformed services	Uniformed personnel reached with HIV prevention programme	32	0.5%
7	Young people	Out of school youth (15-24) reached with HIV prevention programme	328	0.2%
8	Workplace	People in workplace reached with HIV prevention programme	71	1%
9	Comprehensive care, support and treatment	People Living with HIV in need receiving ART	3	0.0%
		People receiving CHBC package of support	-	-
		Mother-baby pairs receiving a complete course of ARV prophylaxis for PMCT	5	0.2%


KACHIN STATE	
Area	89,071 sq Km
No of townships	18
No of AIDS/STD teams	2
No of HIV sentinel sites	ANC (2), IDU (1), Male STD (2), TB (1), SW (1)
Organizations working in state/region	AHRN, MSF-HOLLAND, MDM, MPG, NAP, PSI, SARA, UNODC



Coverage

Strategic Direction		Indicator	Reached	% of total reached nationally
1	Sex workers and their clients	Sex workers reached with HIV prevention programme	3,783	6%
2	Men who have sex with men	MSM reached with HIV prevention programme	1,783	2.6%
3	Drug users	PWID reached with HIV prevention programme (through DIC only)	10,439	55.6%
		PWID reached with HIV prevention programme (through outreach only)	10,500	59.6%
4	Institutionalized populations	Prisoners reached with HIV prevention programme	560	11.1%
5	Mobile populations	Mobile and migrant population reached with HIV prevention programme	1,939	8.2%
6	Uniformed services	Uniformed personnel reached with HIV prevention programme	83	1.2%
7	Young people	Out of school youth (15-24) reached with HIV prevention programme	144	0.1%
8	Workplace	People in workplace reached with HIV prevention programme	118	2.1%
9	Comprehensive care, support and treatment	People Living with HIV in need receiving ART	7,935	14.8%
		People receiving CHBC package of support	977	3.1%
		Mother-baby pairs receiving a complete course of ARV prophylaxis for PMCT	424	14.7%

KAYAH STATE	
Area	11,734 sq Km
No of townships	7
No of AIDS/STD teams	1
No of HIV sentinel sites	ANC (1), Male STD (1), TB (1)
Organizations working in state/region	NAP, PSI




The map shows Kayah State with two townships highlighted in green: Loikaw in the north and Bawlake in the south. The rest of the state is shown in white.

Coverage

Strategic Direction		Indicator	Reached	% of total reached nationally
1	Sex workers and their clients	Sex workers reached with HIV prevention programme	60	0.1%
2	Men who have sex with men	MSM reached with HIV prevention programme	-	-
3	Drug users	PWID reached with HIV prevention programme (through DIC only)	-	-
		PWID reached with HIV prevention programme (through outreach only)	-	-
4	Institutionalized populations	Prisoners reached with HIV prevention programme	-	-
5	Mobile populations	Mobile and migrant population reached with HIV prevention programme	45	0.2%
6	Uniformed services	Uniformed personnel reached with HIV prevention programme	170	2.4%
7	Young people	Out of school youth (15-24) reached with HIV prevention programme	77	0.1%
8	Workplace	People in workplace reached with HIV prevention programme	312	5.5%
9	Comprehensive care, support and treatment	People living with HIV in need receiving ART	51	0.1%
		People receiving CHBC package of support	32	0.1%
		Mother-baby pairs receiving a complete course of ARV prophylaxis for PMCT	17	0.6%

KAYIN STATE	
Area	30,390 sq Km
No of townships	7
No of AIDS/STD teams	2
No of HIV sentinel sites	ANC (2), Male STD (2), TB (1)
Organizations working in state/region	MANA, NAP, PSI, WV




The map shows Kayin State with three regions highlighted: Hpa-An (white), Myawaddy (orange), and Kawkaik (green). Hpa-An is the northernmost region, Myawaddy is in the center, and Kawkaik is in the southern part of the state.

Coverage

Strategic Direction		Indicator	Reached	% of total reached nationally
1	Sex workers and their clients	Sex workers reached with HIV prevention programme	146	0.2%
2	Men who have sex with men	MSM reached with HIV prevention programme	11	0.0%
3	Drug users	PWID reached with HIV prevention programme (through DIC only)	-	-
		PWID reached with HIV prevention programme (through outreach only)	-	-
4	Institutionalized populations	Prisoners reached with HIV prevention programme	171	3.4%
5	Mobile populations	Mobile and migrant population reached with HIV prevention programme	721	3.1%
6	Uniformed services	Uniformed personnel reached with HIV prevention programme	31	0.4%
7	Young people	Out of school youth (15-24) reached with HIV prevention programme	14	0.0%
8	Workplace	People in workplace reached with HIV prevention programme	49	0.9%
9	Comprehensive care, support and treatment	People living with HIV in need receiving ART	194	0.4%
		People receiving CHBC package of support	296	1%
		Mother-baby pairs receiving a complete course of ARV prophylaxis for PMCT	45	1.6%


MAGWAY REGION	
Area	44,832 sq Km
No of townships	25
No of AIDS/STD teams	2
No of HIV sentinel sites	ANC (2), Male STD (2), TB (1)
Organizations working in state/region	Consortium, MPG, MSI, NAP, NAP-UNION, PSI, SC



Coverage

Strategic Direction		Indicator	Reached	% of total reached nationally
1	Sex workers and their clients	Sex workers reached with HIV prevention programme	1,373	2.3%
2	Men who have sex with men	MSM reached with HIV prevention programme	1,947	2.9%
3	Drug users	PWID reached with HIV prevention programme (through DIC only)	-	-
		PWID reached with HIV prevention programme (through outreach only)	-	-
4	Institutionalized populations	Prisoners reached with HIV prevention programme	148	2.9%
5	Mobile populations	Mobile and migrant population reached with HIV prevention programme	312	1.3%
6	Uniformed services	Uniformed personnel reached with HIV prevention programme	197	2.8%
7	Young people	Out of school youth (15-24) reached with HIV prevention programme	2,981	1.9%
8	Workplace	People in workplace reached with HIV prevention programme	363	6.3%
9	Comprehensive care, support and treatment	People Living with HIV in need receiving ART	1,448	2.7%
		People receiving CHBC package of support	4,171	13.2%
		Mother-baby pairs receiving a complete course of ARV prophylaxis for PMCT	95	3.3%


MANDALAY REGION	
Area	37,955 sq Km
No of townships	31
No of AIDS/STD teams	7
No of HIV sentinel sites	ANC (4), Male STD (4), IDU (1), SW (1), MSM (1), TB (5), Blood donor (1), New military recruit (1)
Organizations working in state/region	Alliance, Burnet, Consortium, MANA, MBCA, MPG, MSI, NAP, PGK, PSI, SC, NAP-UNION, UNODC, WV



Coverage

Strategic Direction		Indicator	Reached	% of total reached nationally
1	Sex workers and their clients	Sex workers reached with HIV prevention programme	9,171	15.2%
2	Men who have sex with men	MSM reached with HIV prevention programme	20,080	29.5%
3	Drug users	PWID reached with HIV prevention programme (through DIC only)	2,398	12.8%
		PWID reached with HIV prevention programme (through outreach only)	1,605	9.1%
4	Institutionalized populations	Prisoners reached with HIV prevention programme	749	14.9%
5	Mobile populations	Mobile and migrant population reached with HIV prevention programme	2,471	10.5%
6	Uniformed services	Uniformed personnel reached with HIV prevention programme	2,920	41.5%
7	Young people	Out of school youth (15-24) reached with HIV prevention programme	7,073	4.4%
8	Workplace	People in workplace reached with HIV prevention programme	678	11.8%
9	Comprehensive care, support and treatment	People Living with HIV in need receiving ART	8,444	15.7%
		People receiving CHBC package of support	5,982	18.9%
		Mother-baby pairs receiving a complete course of ARV prophylaxis for PMCT	388	13.4%


MON STATE	
Area	12,299 sq Km
No of townships	10
No of AIDS/STD teams	1
No of HIV sentinel sites	ANC (1), Male STD (1), TB (1), SW (1)
Organizations working in state/region	AFXB, Alliance, Burnet, Consortium, IOM, MPG, MSI, NAP, PSI, WV



Coverage

Strategic Direction		Indicator	Reached	% of total reached nationally
1	Sex workers and their clients	Sex workers reached with HIV prevention programme	6,058	10.1%
2	Men who have sex with men	MSM reached with HIV prevention programme	3,136	4.6%
3	Drug users	PWID reached with HIV prevention programme (through DIC only)	-	-
		PWID reached with HIV prevention programme (through outreach only)	-	-
4	Institutionalized populations	Prisoners reached with HIV prevention programme	-	-
5	Mobile populations	Mobile and migrant population reached with HIV prevention programme	8,298	35.3%
6	Uniformed services	Uniformed personnel reached with HIV prevention programme	8	0.1%
7	Young people	Out of school youth (15-24) reached with HIV prevention programme	92	0.1%
8	Workplace	People in workplace reached with HIV prevention programme	40	0.7%
9	Comprehensive care, support and treatment	People Living with HIV in need receiving ART	1,382	2.6%
		People receiving CHBC package of support	2,946	9.3%
		Mother-baby pairs receiving a complete course of ARV prophylaxis for PMCT	101	3.5%

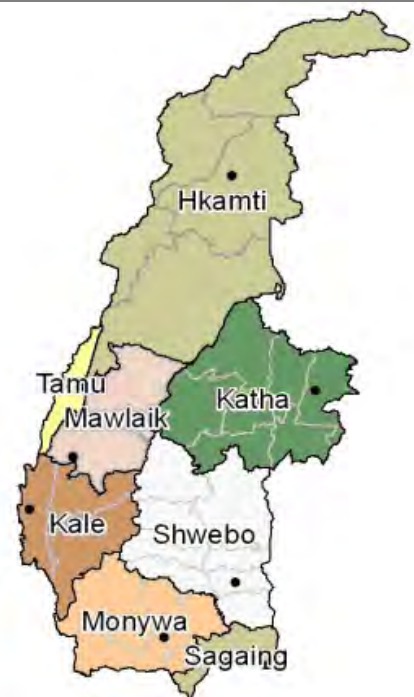
RAKHINE STATE	
Area	36,787 sq Km
No of townships	17
No of AIDS/STD teams	1
No of HIV sentinel sites	ANC (1), Male STD (1), TB (1)
Organizations working in state/region	MSF-HOLLAND, MPG, NAP, PSI



Coverage

Strategic Direction		Indicator	Reached	% of total reached nationally
1	Sex workers and their clients	Sex workers reached with HIV prevention programme	1,801	3.0%
2	Men who have sex with men	MSM reached with HIV prevention programme	1,294	1.9%
3	Drug users	PWID reached with HIV prevention programme (through DIC only)	-	-
		PWID reached with HIV prevention programme (through outreach only)	443	2.5%
4	Institutionalized populations	Prisoners reached with HIV prevention programme	-	-
5	Mobile populations	Mobile and migrant population reached with HIV prevention programme	292	1.2%
6	Uniformed services	Uniformed personnel reached with HIV prevention programme	166	2.4%
7	Young people	Out of school youth (15-24) reached with HIV prevention programme	61	0.0%
8	Workplace	People in workplace reached with HIV prevention programme	575	10%
9	Comprehensive care, support and treatment	People Living with HIV in need receiving ART	702	1.3%
		People receiving CHBC package of support	440	1.4%
		Mother-baby pairs receiving a complete course of ARV prophylaxis for PMCT	25	0.9%


SAGAING REGION	
Area	93,727 sq Km
No of townships	37
No of AIDS/STD teams	3
No of HIV sentinel sites	ANC (3), Male STD (3), MSM (1), TB (2), SW (1)
Organizations working in state/region	Alliance, Burnet, Consortium, MBCA, MPG, MSI, NAP, NAP-UNION, PSI



Coverage

Strategic Direction		Indicator	Reached	% of total reached nationally
1	Sex workers and their clients	Sex workers reached with HIV prevention programme	3,863	6.4%
2	Men who have sex with men	MSM reached with HIV prevention programme	4,561	6.7%
3	Drug users	PWID reached with HIV prevention programme (through DIC only)	-	-
		PWID reached with HIV prevention programme (through outreach only)	27	0.2%
4	Institutionalized populations	Prisoners reached with HIV prevention programme	39	0.8%
5	Mobile populations	Mobile and migrant population reached with HIV prevention programme	199	0.8%
6	Uniformed services	Uniformed personnel reached with HIV prevention programme	-	-
7	Young people	Out of school youth (15-24) reached with HIV prevention programme	251	0.2%
8	Workplace	People in workplace reached with HIV prevention programme	236	4.1%
9	Comprehensive care, support and treatment	People Living with HIV in need receiving ART	1,168	2.2%
		People receiving CHBC package of support	2,332	7.4%
		Mother-baby pairs receiving a complete course of ARV prophylaxis for PMCT	118	4.1%


SHAN STATE (EAST)	
Area	41,489 sq Km
No of townships	9
No of AIDS/STD teams	2
No of HIV sentinel sites	ANC (2), Male STD (2), IDU (1), TB (2), SW (1)
Organizations working in state/region	Malteser, MANA, NAP, PSI, UNODC, WV



Coverage

Strategic Direction		Indicator	Reached	% of total reached nationally
1	Sex workers and their clients	Sex workers reached with HIV prevention programme	2,087	3.5%
2	Men who have sex with men	MSM reached with HIV prevention programme	729	1.1%
3	Drug users	PWID reached with HIV prevention programme (through DIC only)	245	1.3%
		PWID reached with HIV prevention programme (through outreach only)	352	2.0%
4	Institutionalized populations	Prisoners reached with HIV prevention programme	-	-
5	Mobile populations	Mobile and migrant population reached with HIV prevention programme	508	2.2%
6	Uniformed services	Uniformed personnel reached with HIV prevention programme	202	2.9%
7	Young people	Out of school youth (15-24) reached with HIV prevention programme	405	0.3%
8	Workplace	People in workplace reached with HIV prevention programme	111	1.9%
9	Comprehensive care, support and treatment	People Living with HIV in need receiving ART	636	1.9%
		People receiving CHBC package of support	781	2%
		Mother-baby pairs receiving a complete course of ARV prophylaxis for PMCT	25	0.9%


SHAN STATE (NORTH)	
Area	58,255 sq Km
No of townships	22
No of AIDS/STD teams	2
No of HIV sentinel sites	ANC (2), Male STD (2), IDU(2), SW(1)
Organizations working in state/region	AHRN, MSF-HOLLAND, Consortium, Malteser, MANA, MBCA, MPG, NAP, PSI, NAP-UNION, UNODC



Coverage

Strategic Direction		Indicator	Reached	% of total reached nationally
1	Sex workers and their clients	Sex workers reached with HIV prevention programme	2,423	4.0%
2	Men who have sex with men	MSM reached with HIV prevention programme	1,386	2%
3	Drug users	PWID reached with HIV prevention programme (through DIC only)	5,380	28.6%
		PWID reached with HIV prevention programme (through outreach only)	4,323	24.5%
4	Institutionalized populations	Prisoners reached with HIV prevention programme	1,104	21.9%
5	Mobile populations	Mobile and migrant population reached with HIV prevention programme	1,072	4.6%
6	Uniformed services	Uniformed personnel reached with HIV prevention programme	150	2.1%
7	Young people	Out of school youth (15-24) reached with HIV prevention programme	24	0.0%
8	Workplace	People in workplace reached with HIV prevention programme	320	5.6%
9	Comprehensive care, support and treatment	People Living with HIV in need receiving ART	4,715	8.8%
		People receiving CHBC package of support	924	2.9%
		Mother-baby pairs receiving a complete course of ARV prophylaxis for PMCT	175	6%


SHAN STATE (SOUTH)	
Area	55,242 sq Km
No of townships	21
No of AIDS/STD teams	1
No of HIV sentinel sites	ANC (1), Male STD (1), IDU (1), SW (1)
Organizations working in state/region	MANA, MMA, MPG, NAP, PGK, NAP-UNION, UNODC, PSI



Coverage

Strategic Direction		Indicator	Reached	% of total reached nationally
1	Sex workers and their clients	Sex workers reached with HIV prevention programme	800	1.3%
2	Men who have sex with men	MSM reached with HIV prevention programme	434	1%
3	Drug users	PWID reached with HIV prevention programme (through DIC only)	108	0.6%
		PWID reached with HIV prevention programme (through outreach only)	167	0.9%
4	Institutionalized populations	Prisoners reached with HIV prevention programme	184	3.7%
5	Mobile populations	Mobile and migrant population reached with HIV prevention programme	299	1.3%
6	Uniformed services	Uniformed personnel reached with HIV prevention programme	173	2.5%
7	Young people	Out of school youth (15-24) reached with HIV prevention programme	28,658	17.9%
8	Workplace	People in workplace reached with HIV prevention programme	69	1.2%
9	Comprehensive care, support and treatment	People Living with HIV in need receiving ART	1,141	2.1%
		People receiving CHBC package of support	851	2.7%
		Mother-baby pairs receiving a complete course of ARV prophylaxis for PMCT	66	2.3%


TANINTHARYI REGION	
Area	43,356 sq Km
No of townships	10
No of AIDS/STD teams	3
No of HIV sentinel sites	ANC (3), Male STD (3), TB (2)
Organizations working in state/region	Alliance, MPG, MSF-CH, NAP, PSI, WV



Coverage

Strategic Direction		Indicator	Reached	% of total reached nationally
1	Sex workers and their clients	Sex workers reached with HIV prevention programme	1,827	3.0%
2	Men who have sex with men	MSM reached with HIV prevention programme	1,865	2.7%
3	Drug users	PWID reached with HIV prevention programme (through DIC only)	-	-
		PWID reached with HIV prevention programme (through outreach only)	-	-
4	Institutionalized populations	Prisoners reached with HIV prevention programme	529	10.5%
5	Mobile populations	Mobile and migrant population reached with HIV prevention programme	4,981	21.2%
6	Uniformed services	Uniformed personnel reached with HIV prevention programme	363	5.2%
7	Young people	Out of school youth (15-24) reached with HIV prevention programme	584	0.4%
8	Workplace	People in workplace reached with HIV prevention programme	164	2.9%
9	Comprehensive care, support and treatment	People Living with HIV in need receiving ART	2,905	5.4%
		People receiving CHBC package of support	2,442	7.7%
		Mother-baby pairs receiving a complete course of ARV prophylaxis for PMCT	81	2.8%

YANGON REGION	
Area	10,279 sq Km
No of townships	45
No of AIDS/STD teams	11
No of HIV sentinel sites	ANC (1), Male STD (1), IDU (1), SW (1), MSM (1) Blood donor (1), TB (1), Military recruit (1)
Organizations working in state/region	AFXB, Alliance, AMI, MSF-HOLLAND, Burnet, Consortium, MANA, MBCA, MDM, MMA, MPG, MSF-CH, MSI, NAP, PSI, RMO, NAP-UNION, UNODC, WV



Coverage

Strategic Direction		Indicator	Reached	% of total reached nationally
1	Sex workers and their clients	Sex workers reached with HIV prevention programme	16,880	28.0%
2	Men who have sex with men	MSM reached with HIV prevention programme	16,924	24.9%
3	Drug users	PWID reached with HIV prevention programme (through DIC only)	211	1.1%
		PWID reached with HIV prevention programme (through outreach only)	206	1.2%
4	Institutionalized populations	Prisoners reached with HIV prevention programme	512	10.2%
5	Mobile populations	Mobile and migrant population reached with HIV prevention programme	232	1%
6	Uniformed services	Uniformed personnel reached with HIV prevention programme	462	6.6%
7	Young people	Out of school youth (15-24) reached with HIV prevention programme	26,477	16.5%
8	Workplace	People in workplace reached with HIV prevention programme	1,417	24.8%
9	Comprehensive care, support and treatment	People Living with HIV in need receiving ART	22,190	41.3%
		People receiving CHBC package of support	5,100	16.1%
		Mother-baby pairs receiving a complete course of ARV prophylaxis for PMCT	1,028	35.6%

PART III

SELECTED TOWNSHIP PROFILES

BAGO TOWNSHIP	89
BHAMO TOWNSHIP	90
DAWEI TOWNSHIP	91
HAKHA TOWNSHIP	92
HINTHADA TOWNSHIP	93
HPA-AN TOWNSHIP	94
HPAKANT TOWNSHIP	95
KALE TOWNSHIP	96
KAWTHAUNG TOWNSHIP	97
KYAUKPADAUNG TOWNSHIP	98
KYAINGTUNG TOWNSHIP	99
LASHIO TOWNSHIP	100
LOIKAW TOWNSHIP	101
MAGWAY TOWNSHIP	102
MAUBIN TOWNSHIP	103
MAUNGDAW TOWNSHIP	104
MAWLAMYAING TOWNSHIP	105
MEIKTILA TOWNSHIP	106
MOGAUNG TOWNSHIP	107
MONYWA TOWNSHIP	108
MUSE TOWNSHIP	109
MYAUNGMYA TOWNSHIP	110
MYAWADDY TOWNSHIP	111
MYEIK TOWNSHIP	112
MYINGYAN TOWNSHIP	113
MYITKYINA TOWNSHIP	114
NYAUNG-U TOWNSHIP	115
PAKOKKU TOWNSHIP	116
PATHEIN TOWNSHIP	117

PYAY TOWNSHIP	118
PYINPOOLWIN TOWNSHIP.....	119
PYINMANAR TOWNSHIP	120
SHWEBO TOWNSHIP	121
SITTWE TOWNSHIP.....	122
TACHILEIK TOWNSHIP	123
TAUNGOO TOWNSHIP.....	124
TAUNGGYI TOWNSHIP.....	125

Part III

BAGO TOWNSHIP	
Area	2,905.07 sq Km
State/Region	Bago Region
Population	488,406
NGOs working in township	Consortium, MPG, MSI, NAP, PSI



Partners working with:
Sex workers programme Consortium, MSI, NAP, PSI
Men who have sex with men programme Consortium, MSI, NAP, PSI
Care and Treatment programme Consortium, NAP, PSI
Impact Mitigation programme Consortium, MPG, NAP

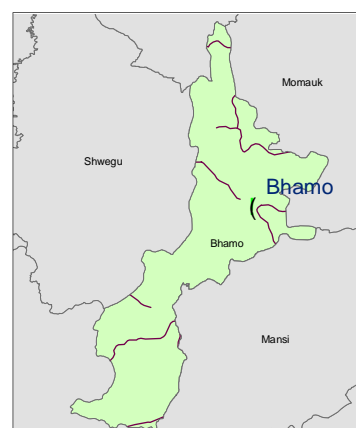
Services available:
HIV counselling and testing services provided by Consortium, MSI, NAP and PSI
No of ART sites – 3 provided by Consortium, NAP and PSI
No of STI services – 36 provided by Consortium, MSI, NAP and PSI

Monitoring and Evaluation
HIV prevalence among <ul style="list-style-type: none"> ▪ Pregnant women – 0.8% ▪ Male STD – 4.7% ▪ New TB patients – 7.3%
(Source – HSS 2012)

Coverage

	Strategic Direction	Indicator	Reached
1	Sex workers and their clients	Sex workers reached with HIV prevention programme Condoms distributed	1,797 153,908
2	Men who have sex with men	MSM reached with HIV prevention programme	2,065
3	Drug users	PWID reached with HIV prevention programme (through DIC only) Needles distributed	- -
4	Institutionalized populations	Prisoners reached with HIV prevention programme	-
5	Mobile populations	Mobile and migrant population reached with HIV prevention programme	200
6	Uniformed services	Uniformed personnel reached with HIV prevention programme	570
7	Young people	Out of school youth (15-24) reached with HIV prevention programme	1,462
8	Workplace	People in workplace reached with HIV prevention programme	150
9	Comprehensive care, support and treatment	People Living with HIV in need receiving ART	249
		People receiving CHBC package of support	653
		Mother-baby pairs receiving a complete course of ARV prophylaxis for PMCT	41

BHAMO TOWNSHIP	
Area	1,965.83 sq Km
State/Region	Kachin State
Population	130,588
NGOs working in township	AHRN, MSF-HOLLAND, MPG, NAP, PSI

**Partners working with:**

Sex workers programme
MSF-HOLLAND, NAP

Men who have sex with men programme
MSF-HOLLAND, NAP

People who inject drugs programme
AHRN

Care and Treatment programme
MSF-HOLLAND, NAP

Impact Mitigation programme
NAP

Services available:

HIV counselling and testing services provided by AHRN, MSF-HOLLAND and NAP

No of ART sites – 2 provided by MSF-HOLLAND and NAP

No of STI services – 6 provided by AHRN, MSF-HOLLAND, NAP and PSI

Monitoring and Evaluation

HIV prevalence among

- Pregnant women – 1.3%
- Male STD – 1.3%
- New TB patients – 19%

(Source – HSS 2012)

Coverage

	Strategic Direction	Indicator	Reached
1	Sex workers and their clients	Sex workers reached with HIV prevention programme Condoms distributed	559 335,034
2	Men who have sex with men	MSM reached with HIV prevention programme	155
3	Drug users	PWID reached with HIV prevention programme (through DIC only) Needles distributed	475 96,865
4	Institutionalized populations	Prisoners reached with HIV prevention programme	560
5	Mobile populations	Mobile and migrant population reached with HIV prevention programme	314
6	Uniformed services	Uniformed personnel reached with HIV prevention programme	5
7	Young people	Out of school youth (15-24) reached with HIV prevention programme	30
8	Workplace	People in workplace reached with HIV prevention programme	24
9	Comprehensive care, support and treatment	People Living with HIV in need receiving ART	1,196
		People receiving CHBC package of support	39
		Mother-baby pairs receiving a complete course of ARV prophylaxis for PMCT	36

Part III

DAWEI TOWNSHIP	
Area	6,827.61 sq Km
State/Region	Tanintharyi Region
Population	215,820
NGOs working in township	Alliance, MSF-CH, NAP, PSI, WV



Partners working with:
Sex workers programme NAP
Men who have sex with men programme Alliance, NAP
Care and Treatment programme MSF-CH, NAP
Impact Mitigation programme Alliance, NAP

Services available:
HIV counselling and testing services provided by MSF-CH and NAP
No of ART sites – 2 provided by MSF-CH and NAP
No of STI services – 10 provided by MSF-CH, NAP and PSI

Monitoring and Evaluation
HIV prevalence among
<ul style="list-style-type: none"> ▪ Pregnant women – 0.8% ▪ Male STD – 3.3% ▪ New TB patients – 2.7%
(Source – HSS 2012)

Coverage

Strategic Direction		Indicator	Reached
1	Sex workers and their clients	Sex workers reached with HIV prevention programme Condoms distributed	143 214,067
2	Men who have sex with men	MSM reached with HIV prevention programme	1,039
3	Drug users	IDU reached with HIV prevention programme (through DIC only) Needles distributed	- -
4	Institutionalized populations	Prisoners reached with HIV prevention programme	200
5	Mobile populations	Mobile and migrant population reached with HIV prevention programme	2,022
6	Uniformed services	Uniformed personnel reached with HIV prevention programme	220
7	Young people	Out of school youth (15-24) reached with HIV prevention programme	400
8	Workplace	People in workplace reached with HIV prevention programme	-
9	Comprehensive care, support and treatment	People Living with HIV in need receiving ART	2,704
		People receiving CHBC package of support	786
		Mother-baby pairs receiving a complete course of ARV prophylaxis for PMCT	27

HAKHA TOWNSHIP	
Area	4,165.34 sq Km
State/Region	Chin State
Population	215,820
NGOs working in township	NAP, PSI



Partners working with:
Sex workers programme NAP
Care and Treatment programme NAP
Impact Mitigation programme

Services available:
HIV counselling and testing services provided by NAP
No of ART sites – 1 provided by NAP
No of STI services – 2 provided by NAP and PSI

Monitoring and Evaluation
HIV prevalence among <ul style="list-style-type: none"> ▪ Pregnant women – 0.5% ▪ Male STD – 0.7%
(Source – HSS 2012)

Coverage

	Strategic Direction	Indicator	Reached
1	Sex workers and their clients	Sex workers reached with HIV prevention programme Condoms distributed	2 86,400
2	Men who have sex with men	MSM reached with HIV prevention programme	-
3	Drug users	PWID reached with HIV prevention programme (through DIC only) Needles distributed	- -
4	Institutionalized populations	Prisoners reached with HIV prevention programme	-
5	Mobile populations	Mobile and migrant population reached with HIV prevention programme	188
6	Uniformed services	Uniformed personnel reached with HIV prevention programme	32
7	Young people	Out of school youth (15-24) reached with HIV prevention programme	328
8	Workplace	People in workplace reached with HIV prevention programme	71
9	Comprehensive care, support and treatment	People Living with HIV in need receiving ART	3
		People receiving CHBC package of support	-
		Mother-baby pairs receiving a complete course of ARV prophylaxis for PMCT	5

Part III

HINTHADA TOWNSHIP	
Area	980.82 sq Km
State/Region	Ayeyarwady Region
Population	509,865
NGOs working in township	NAP, PSI



Partners working with:
Sex workers programme NAP, PSI
Men who have sex with men programme NAP, PSI
Care and Treatment programme NAP
Impact Mitigation programme NAP

Services available:
HIV counselling and testing services provided by NAP and PSI
No of ART sites – 1 provided by NAP
No of STI services –17 provided by NAP and PSI

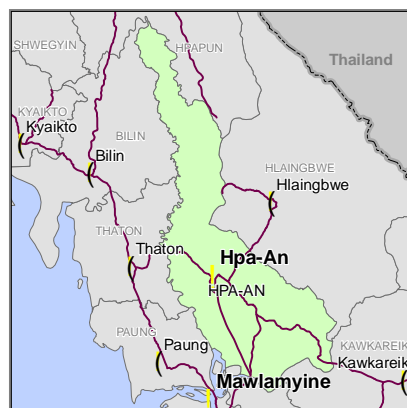
Monitoring and Evaluation
HIV prevalence among <ul style="list-style-type: none"> ▪ Pregnant women – 1% ▪ Male STD – 9.3% ▪ New TB patients – 10%
(Source – HSS 2012)

Coverage

	Strategic Direction	Indicator	Reached
1	Sex workers and their clients	Sex workers reached with HIV prevention programme Condoms distributed	812 235,354
2	Men who have sex with men	MSM reached with HIV prevention programme	1,502
3	Drug users	PWID reached with HIV prevention programme (through DIC only) Needles distributed	- -
4	Institutionalized populations	Prisoners reached with HIV prevention programme	-
5	Mobile populations	Mobile and migrant population reached with HIV prevention programme	330
6	Uniformed services	Uniformed personnel reached with HIV prevention programme	-
7	Young people	Out of school youth (15-24) reached with HIV prevention programme	170
8	Workplace	People in workplace reached with HIV prevention programme	190
9	Comprehensive care, support and treatment	People Living with HIV in need receiving ART	30
		People receiving CHBC package of support	395
		Mother-baby pairs receiving a complete course of ARV prophylaxis for PMCT	17

Part III

HPA-AN TOWNSHIP	
Area	2,903.13 sq Km
State/Region	Kayin State
Population	529,820
NGOs working in township	MANA, NAP, PSI, WV



Partners working with:
Sex workers programme NAP
Care and Treatment programme NAP
Impact Mitigation programme NAP

Services available:
HIV counselling and testing services provided by NAP
No of ART sites – 1 provided by NAP
No of STI services – 6 provided by NAP and PSI

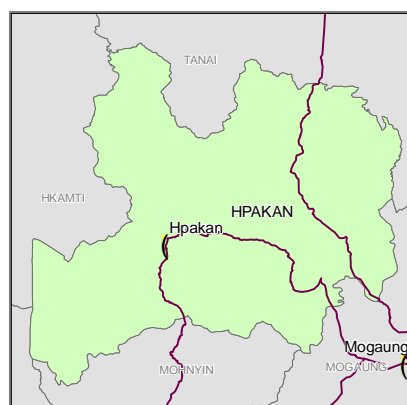
Monitoring and Evaluation
HIV prevalence among
<ul style="list-style-type: none"> ▪ Pregnant women – 0.3% ▪ Male STD – 2.7% ▪ New TB patients – 12%
(Source – HSS 2012)

Coverage

Strategic Direction		Indicator	Reached
1	Sex workers and their clients	Sex workers reached with HIV prevention programme Condoms distributed	32 95,184
2	Men who have sex with men	MSM reached with HIV prevention programme	-
3	Drug users	PWID reached with HIV prevention programme (through DIC only) Needles distributed	- -
4	Institutionalized populations	Prisoners reached with HIV prevention programme	171
5	Mobile populations	Mobile and migrant population reached with HIV prevention programme	66
6	Uniformed services	Uniformed personnel reached with HIV prevention programme	31
7	Young people	Out of school youth (15-24) reached with HIV prevention programme	14
8	Workplace	People in workplace reached with HIV prevention programme	20
10	Comprehensive care, support and treatment	People Living with HIV in need receiving ART	130
		People receiving CHBC package of support	245
		Mother-baby pairs receiving a complete course of ARV prophylaxis for PMCT	27

Part III

HPAKANT TOWNSHIP	
Area	6,057.67 sq Km
State/Region	Kachin State
Population	137,411
NGOs working in township	AHRN, MSF-HOLLAND, NAP, PSI, UNODC



Partners working with:
Sex workers programme AHRN, MSF-HOLLAND
Men who have sex with men programme MSF-HOLLAND
People who inject drugs programme AHRN, MSF-HOLLAND, UNODC
Care and Treatment programme MSF-HOLLAND, NAP

Services available:
HIV counselling and testing services provided by AHRN and MSF-HOLLAND
No of ART sites – 1 provided by MSF-HOLLAND
No of STI services – 6 provided by AHRN, MSF-HOLLAND and PSI

Monitoring and Evaluation
HSS - NA

Coverage

Strategic Direction		Indicator	Reached
1	Sex workers and their clients	Sex workers reached with HIV prevention programme	1,302
		Condoms distributed	595,481
2	Men who have sex with men	MSM reached with HIV prevention programme	56
3	Drug users	PWID reached with HIV prevention programme (through DIC only)	3,570
		Needles distributed	3,672,591
4	Institutionalized populations	Prisoners reached with HIV prevention programme	-
5	Mobile populations	Mobile and migrant population reached with HIV prevention programme	919
6	Uniformed services	Uniformed personnel reached with HIV prevention programme	-
7	Young people	Out of school youth (15-24) reached with HIV prevention programme	-
8	Workplace	People in workplace reached with HIV prevention programme	-
9	Comprehensive care, support and treatment	People Living with HIV in need receiving ART	916
		People receiving CHBC package of support	-
		Mother-baby pairs receiving a complete course of ARV prophylaxis for PMCT	102

Part III

KALE TOWNSHIP	
Area	902.20 sq Km
State/Region	Sagaing Region
Population	305,335
NGOs working in township	Consortium, MSI, NAP, PSI



Partners working with:
Sex workers programme Consortium, MSI, NAP, PSI
Men who have sex with men programme Consortium, MSI, NAP, PSI
Care and Treatment programme NAP
Impact Mitigation programme Consortium, NAP

Services available:
HIV counselling and testing services provided by Consortium, MSI, NAP and PSI
No of ART sites – 1 provided by NAP
No of STI services – 17 provided by Consortium, MSI, NAP and PSI

Monitoring and Evaluation
HIV prevalence among
<ul style="list-style-type: none"> ▪ Pregnant women – 0.8% ▪ Male STD – 0.7%
(Source – HSS 2012)

Coverage

Strategic Direction	Indicator	Reached
1 Sex workers and their clients	Sex workers reached with HIV prevention programme Condoms distributed	428 396,023
2 Men who have sex with men	MSM reached with HIV prevention programme	302
3 Drug users	PWID reached with HIV prevention programme (through DIC only) Needles distributed	- -
4 Institutionalized populations	Prisoners reached with HIV prevention programme	4
5 Mobile populations	Mobile and migrant population reached with HIV prevention programme	75
6 Uniformed services	Uniformed personnel reached with HIV prevention programme	-
7 Young people	Out of school youth (15-24) reached with HIV prevention programme	-
8 Workplace	People in workplace reached with HIV prevention programme	-
9 Comprehensive care, support and treatment	People Living with HIV in need receiving ART	64
	People receiving CHBC package of support	516
	Mother-baby pairs receiving a complete course of ARV prophylaxis for PMCT	13

Part III

KAWTHAUNG TOWNSHIP	
Area	2,697.21 sq Km
State/Region	Tanintharyi Region
Population	76,646
NGOs working in township	NAP, PSI, WV



Partners working with:
Sex workers programme NAP, WV
Men who have sex with men programme NAP, WV
Care and Treatment programme NAP
Impact Mitigation programme NAP, WV

Services available:
HIV counselling and testing services provided by NAP and WV
No of ART sites – 1 provided by NAP
No of STI services – 11 provided by NAP and PSI

Monitoring and Evaluation
HIV prevalence among <ul style="list-style-type: none"> Pregnant women – 0.5% Male STD – 4%
(Source – HSS 2012)

Coverage

	Strategic Direction	Indicator	Reached
1	Sex workers and their clients	Sex workers reached with HIV prevention programme	338
		Condoms distributed	86,231
2	Men who have sex with men	MSM reached with HIV prevention programme	61
3	Drug users	IDU reached with HIV prevention programme (through DIC only)	-
		Needles distributed	-
4	Institutionalized populations	Prisoners reached with HIV prevention programme	-
5	Mobile populations	Mobile and migrant population reached with HIV prevention programme	1,460
6	Uniformed services	Uniformed personnel reached with HIV prevention programme	52
7	Young people	Out of school youth (15-24) reached with HIV prevention programme	111
8	Workplace	People in workplace reached with HIV prevention programme	62
9	Comprehensive care, support and treatment	People Living with HIV in need receiving ART	92
		People receiving CHBC package of support	201
		Mother-baby pairs receiving a complete course of ARV prophylaxis for PMCT	25

Part III

KYAUKPADAUNG TOWNSHIP	
Area	758.35 sq Km
State/Region	Mandalay Region
Population	389,925
NGOs working in township	NAP, PSI



Partners working with:
Sex workers programme
Men who have sex with men programme
Care and Treatment programme NAP, PSI
Impact Mitigation programme

Services available:
HIV counselling and testing services provided by PSI
No of ART sites – None
No of STI services – 6 provided by PSI

Monitoring and Evaluation
HSS - NA

Coverage

	Strategic Direction	Indicator	Reached
1	Sex workers and their clients	Sex workers reached with HIV prevention programme Condoms distributed	- -
2	Men who have sex with men	MSM reached with HIV prevention programme	-
3	Drug users	PWID reached with HIV prevention programme (through DIC only) Needles distributed	- -
4	Institutionalized populations	Prisoners reached with HIV prevention programme	-
5	Mobile populations	Mobile and migrant population reached with HIV prevention programme	-
6	Uniformed services	Uniformed personnel reached with HIV prevention programme	-
7	Young people	Out of school youth (15-24) reached with HIV prevention programme	-
8	Workplace	People in workplace reached with HIV prevention programme	-
9	Comprehensive care, support and treatment	People Living with HIV in need receiving ART	-
		People receiving CHBC package of support	-
		Mother-baby pairs receiving a complete course of ARV prophylaxis for PMCT	11

Part III

KYAINGTUNG TOWNSHIP	
Area	5,440.18 sq Km
State/Region	Shan State
Population	180,674
NGOs working in township	Malteser, NAP, PSI, WV



Partners working with:
Sex workers programme – Malteser, NAP
Men who have sex with men programme – Malteser, NAP
Care and Treatment programme Malteser, NAP
Impact Mitigation programme Malteser, NAP

Services available:
No of ART sites – 2 provided by Malteser, NAP
No of STI services – 15 provided by Malteser, NAP and PSI

Monitoring and Evaluation
HIV prevalence among
<ul style="list-style-type: none"> ▪ Pregnant women – 0.8% ▪ Male STD – 3.8% ▪ New TB – 10.6%
(Source – HSS 2012)

Coverage

Strategic Direction		Indicator	Reached
1	Sex workers and their clients	Sex workers reached with HIV prevention programme Condoms distributed	177 106,492
2	Men who have sex with men	MSM reached with HIV prevention programme	29
3	Drug users	PWID reached with HIV prevention programme (through DIC only) Needles distributed	- -
4	Institutionalized populations	Prisoners reached with HIV prevention programme	-
5	Mobile populations	Mobile and migrant population reached with HIV prevention programme	35
6	Uniformed services	Uniformed personnel reached with HIV prevention programme	182
7	Young people	Out of school youth (15-24) reached with HIV prevention programme	93
8	Workplace	People in workplace reached with HIV prevention programme	44
9	Comprehensive care, support and treatment	People Living with HIV in need receiving ART	165
		People receiving CHBC package of support	143
		Mother-baby pairs receiving a complete course of ARV prophylaxis for PMCT	6

Part III

LASHIO TOWNSHIP	
Area	4,230.25 sq Km
State/Region	Shan State
Population	267,139
NGOs working in township	AHRN, MSF-HOLLAND, Consortium, MANA, MBCA, MPG, NAP, NAP-UNION, PSI, UNODC



Partners working with:
Sex workers programme Consortium, NAP, PSI
Men who have sex with men programme Consortium, NAP, PSI
People who inject drugs programme AHRN, MANA, NAP, UNODC
Care and Treatment programme MSF-HOLLAND, NAP, NAP-UNION
Impact Mitigation programme Consortium, MPG, NAP

Services available:
HIV counselling and testing services provided by AHRN, MSF-HOLLAND, MANA, NAP, and PSI
No of ART sites – 2 provided by MSF-HOLLAND and NAP-UNION
No of STI services – 20 provided by AHRN, MSF-HOLLAND, MANA, NAP and PSI

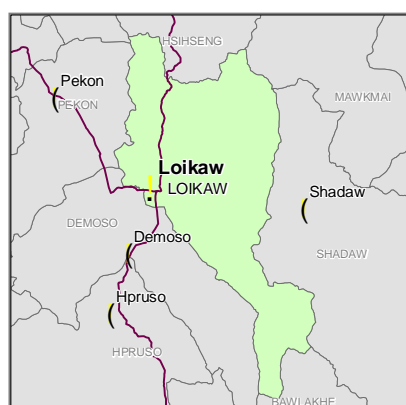
Monitoring and Evaluation
HIV prevalence among
<ul style="list-style-type: none"> ▪ Pregnant women– 0.8% ▪ Male STD – 3% ▪ FSW – 3.9% ▪ PWID – 22%
(Source – HSS 2012)

Coverage

Strategic Direction		Indicator	Reached
1	Sex workers and their clients	Sex workers reached with HIV prevention programme Condoms distributed	1,360 773,798
2	Men who have sex with men	MSM reached with HIV prevention programme	1,170
3	Drug users	PWID reached with HIV prevention programme (through DIC only) Needles distributed	2,909 685,323
4	Institutionalized populations	Prisoners reached with HIV prevention programme	650
5	Mobile populations	Mobile and migrant population reached with HIV prevention programme	777
6	Uniformed services	Uniformed personnel reached with HIV prevention programme	137
7	Young people	Out of school youth (15-24) reached with HIV prevention programme	24
8	Workplace	People in workplace reached with HIV prevention programme	320
9	Comprehensive care, support and treatment	People Living with HIV in need receiving ART	3,099
		People receiving CHBC package of support	475
		Mother-baby pairs receiving a complete course of ARV prophylaxis for PMCT	46

Part III

LOIKAW TOWNSHIP	
Area	1,030.97 sq Km
State/Region	Kayah State
Population	109,529
NGOs working in township	NAP, PSI



Partners working with:
Sex workers programme NAP
Care and Treatment programme NAP
Impact Mitigation programme NAP

Services available:
HIV counselling and testing services provided by NAP
No of ART sites – 1 provided by NAP
No of STI services – 1 provided by NAP

Monitoring and Evaluation
HIV prevalence among
<ul style="list-style-type: none"> ▪ Pregnant women – 0.8% ▪ Male STD – 6.7% ▪ New TB patients – 13.6%
(Source – HSS 2012)

Coverage

	Strategic Direction	Indicator	Reached
1	Sex workers and their clients	Sex workers reached with HIV prevention programme Condoms distributed	60 133,920
2	Men who have sex with men	MSM reached with HIV prevention programme	-
3	Drug users	PWID reached with HIV prevention programme (through DIC only) Needles distributed	- -
4	Institutionalized populations	Prisoners reached with HIV prevention programme	-
5	Mobile populations	Mobile and migrant population reached with HIV prevention programme	45
6	Uniformed services	Uniformed personnel reached with HIV prevention programme	170
7	Young people	Out of school youth (15-24) reached with HIV prevention programme	77
8	Workplace	People in workplace reached with HIV prevention programme	312
9	Comprehensive care, support and treatment	People Living with HIV in need receiving ART	51
		People receiving CHBC package of support	32
		Mother-baby pairs receiving a complete course of ARV prophylaxis for PMCT	15

Part III

MAGWAY TOWNSHIP	
Area	682.22 sq Km
State/Region	Magway Region
Population	382,964
NGOs working in township	Consortium, MPG, NAP, MSI, PSI, SC



Partners working with:
Sex workers programme Consortium, MSI, NAP, PSI
Men who have sex with men programme Consortium, MSI, NAP, PSI
Care and Treatment programme NAP
Impact Mitigation programme Consortium, MPG, NAP

Services available:
HIV counselling and testing services provided by Consortium, MSI, NAP and PSI
No of ART sites – 1 provided by NAP
No of STI services – 7 provided by Consortium, MSI, NAP and PSI

Monitoring and Evaluation
HIV prevalence among
<ul style="list-style-type: none"> ▪ Pregnant women – 0.3% ▪ Male STD – 3.3% ▪ New TB patients – 4.7%
(Source – HSS 2012)

Coverage

Strategic Direction		Indicator	Reached
1	Sex workers and their clients	Sex workers reached with HIV prevention programme	954
		Condoms distributed	476,020
2	Men who have sex with men	MSM reached with HIV prevention programme	1,252
3	Drug users	PWID reached with HIV prevention programme (through DIC only)	-
		Needles distributed	-
4	Institutionalized populations	Prisoners reached with HIV prevention programme	-
5	Mobile populations	Mobile and migrant population reached with HIV prevention programme	122
6	Uniformed services	Uniformed personnel reached with HIV prevention programme	197
7	Young people	Out of school youth (15-24) reached with HIV prevention programme	412
8	Workplace	People in workplace reached with HIV prevention programme	277
9	Comprehensive care, support and treatment	People Living with HIV in need receiving ART	292
		People receiving CHBC package of support	3,601
		Mother-baby pairs receiving a complete course of ARV prophylaxis for PMCT	11

Part III

MAUBIN TOWNSHIP	
Area	1,334.85 sq Km
State/Region	Ayeyarwady Region
Population	413,131
NGOs working in township	NAP, PSI



Partners working with:
Sex workers programme NAP, PSI Men who have sex with men programme NAP Care and Treatment programme NAP Impact Mitigation programme NAP

Services available:
HIV counselling and testing services provided by NAP No of ART sites – 1 provided by NAP No of STI services – 3 provided by NAP and PSI

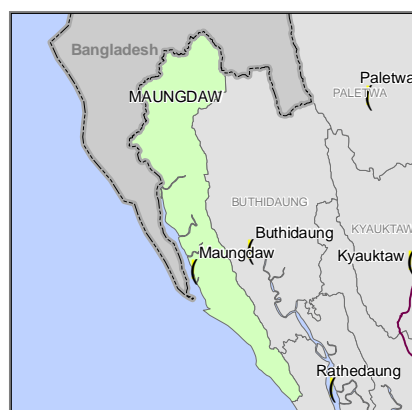
Monitoring and Evaluation
HIV prevalence among <ul style="list-style-type: none"> ▪ Pregnant women – 0.3% ▪ Male STD – 0.7% ▪ New TB – 11.3% <p>(Source – HSS 2012)</p>

Coverage

Strategic Direction		Indicator	Reached
1	Sex workers and their clients	Sex workers reached with HIV prevention programme Condoms distributed	311 248,976
2	Men who have sex with men	MSM reached with HIV prevention programme	51
3	Drug users	PWID reached with HIV prevention programme (through DIC only) Needles distributed	- -
4	Institutionalized populations	Prisoners reached with HIV prevention programme	56
5	Mobile populations	Mobile and migrant population reached with HIV prevention programme	747
6	Uniformed services	Uniformed personnel reached with HIV prevention programme	34
7	Young people	Out of school youth (15-24) reached with HIV prevention programme	1,363
8	Workplace	People in workplace reached with HIV prevention programme	173
9	Comprehensive care, support and treatment	People Living with HIV in need receiving ART	40
		People receiving CHBC package of support	341
		Mother-baby pairs receiving a complete course of ARV prophylaxis for PMCT	9

Part III

MAUNGDAW TOWNSHIP	
Area	1,517.53 sq Km
State/Region	Rakhine State
Population	506,986
NGOs working in township	MSF-HOLLAND, NAP, PSI



Partners working with:
Sex workers programme MSF-HOLLAND
Men who have sex with men programme MSF-HOLLAND
Care and Treatment programme MSF-HOLLAND, NAP

Services available:
HIV counselling and testing services provided by MSF-HOLLAND
No of ART sites – 1 provided by MSF-HOLLAND
No of STI services – 2 provided by MSF-HOLLAND

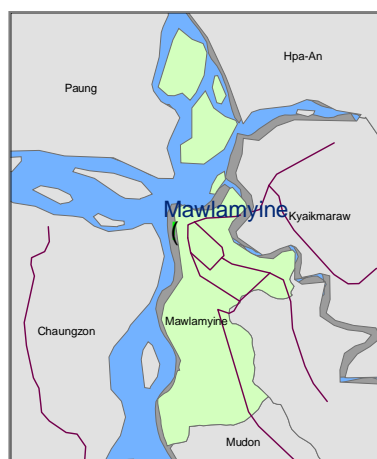
Monitoring and Evaluation
HSS - NA

Coverage

	Strategic Direction	Indicator	Reached
1	Sex workers and their clients	Sex workers reached with HIV prevention programme Condoms distributed	700 72,770
2	Men who have sex with men	MSM reached with HIV prevention programme	-
3	Drug users	PWID reached with HIV prevention programme (through DIC only) Needles distributed	- 21,319
4	Institutionalized populations	Prisoners reached with HIV prevention programme	-
5	Mobile populations	Mobile and migrant population reached with HIV prevention programme	95
6	Uniformed services	Uniformed personnel reached with HIV prevention programme	32
7	Young people	Out of school youth (15-24) reached with HIV prevention programme	-
8	Workplace	People in workplace reached with HIV prevention programme	170
9	Comprehensive care, support and treatment	People Living with HIV in need receiving ART	341
		People receiving CHBC package of support	-
		Mother-baby pairs receiving a complete course of ARV prophylaxis for PMCT	8

Part III

MAWLAMYINE TOWNSHIP	
Area	146.10 sq Km
State/Region	Mon State
Population	463,857
NGOs working in township	AFXB, Alliance, Consortium, IOM, MSI, NAP, PSI, WV



Partners working with:
Sex workers programme Alliance, Consortium, IOM, MSI, NAP, PSI
Men who have sex with men Consortium, IOM, MSI, PSI
Care and Treatment programme AFXB, Consortium, IOM, MSI, NAP, PSI
Impact Mitigation programme AFXB, Alliance, Consortium, IOM, MPG, NAP

Services available:
HIV counselling and testing services provided by Consortium, IOM, MSI, NAP and PSI
No of ART sites – 4 provided by AFXB, Consortium, IOM and NAP
No of STI services – 19 provided by Consortium, IOM, MSI, NAP and PSI

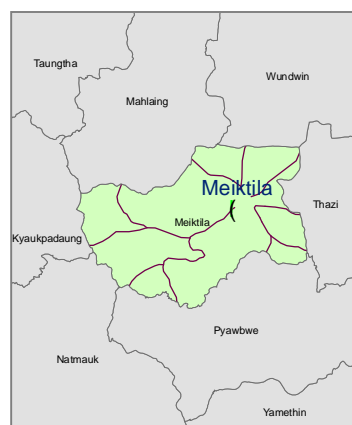
Monitoring and Evaluation
HIV prevalence among
<ul style="list-style-type: none"> ▪ Pregnant women – 0.8% ▪ Male STD – 4% ▪ New TB patients – 10.7% ▪ FSW – 3.5%
(Source – HSS 2012)

Coverage

Strategic Direction		Indicator	Reached
1	Sex workers and their clients	Sex workers reached with HIV prevention programme Condoms distributed	5,016 943,008
2	Men who have sex with men	MSM reached with HIV prevention programme	2,509
3	Drug users	PWID reached with HIV prevention programme (through DIC only) Needles distributed	- -
4	Institutionalized populations	Prisoners reached with HIV prevention programme	-
5	Mobile populations	Mobile and migrant population reached with HIV prevention programme	745
6	Uniformed services	Uniformed personnel reached with HIV prevention programme	8
7	Young people	Out of school youth (15-24) reached with HIV prevention programme	92
8	Workplace	People in workplace reached with HIV prevention programme	40
9	Comprehensive care, support and treatment	People Living with HIV in need receiving ART	665
		People receiving CHBC package of support	1,545
		Mother-baby pairs receiving a complete course of ARV prophylaxis for PMCT	23

Part III

MEIKTILA TOWNSHIP	
Area	1,312.13 sq Km
State/Region	Mandalay Region
Population	478,146
NGOs working in township	NAP, NAP-UNION, PSI



Partners working with:
Sex workers programme NAP, PSI
Men who have sex with men programme NAP, PSI
Care and Treatment programme NAP, NAP-UNION, PSI
Impact Mitigation programme NAP

Services available:
HIV counselling and testing services provided by NAP and PSI
No of ART sites – 1 provided by NAP-UNION
No of STI services – 10 provided by NAP and PSI

Monitoring and Evaluation
HIV prevalence among
<ul style="list-style-type: none"> ▪ Pregnant women – 1% ▪ Male STD – 4.7% ▪ New TB patients – 6%
(Source – HSS 2012)

Coverage

	Strategic Direction	Indicator	Reached
1	Sex workers and their clients	Sex workers reached with HIV prevention programme Condoms distributed	2,271 274,852
2	Men who have sex with men	MSM reached with HIV prevention programme	1,919
3	Drug users	PWID reached with HIV prevention programme (through DIC only) Needles distributed	- -
4	Institutionalized populations	Prisoners reached with HIV prevention programme	542
5	Mobile populations	Mobile and migrant population reached with HIV prevention programme	-
6	Uniformed services	Uniformed personnel reached with HIV prevention programme	-
7	Young people	Out of school youth (15-24) reached with HIV prevention programme	-
8	Workplace	People in workplace reached with HIV prevention programme	-
9	Comprehensive care, support and treatment	People Living with HIV in need receiving ART	1,012
		People receiving CHBC package of support	73
		Mother-baby pairs receiving a complete course of ARV prophylaxis for PMCT	54

Part III

MOGAUNG TOWNSHIP	
Area	2,626.17 sq Km
State/Region	Kachin State
Population	132,316
NGOs working in township	MSF-HOLLAND, MDM, NAP, PSI, SARA



Partners working with:
Sex workers programme MSF-HOLLAND
Men who have sex with men programme MSF-HOLLAND
People who inject drugs programme MDM, SARA
Care and Treatment programme MSF-HOLLAND, MDM, NAP, PSI
Impact Mitigation programme MDM

Services available:
HIV counselling and testing services provided by MSF-HOLLAND, MDM, PSI and SARA
No of ART sites – 2 provided by MSF-HOLLAND and MDM
No of STI services – 8 provided by MSF-HOLLAND, MDM, PSI and SARA

Monitoring and Evaluation
HSS - NA

Coverage

Strategic Direction		Indicator	Reached
1	Sex workers and their clients	Sex workers reached with HIV prevention programme	19
		Condoms distributed	125,736
2	Men who have sex with men	MSM reached with HIV prevention programme	31
3	Drug users	PWID reached with HIV prevention programme (through DIC only)	1,759
		Needles distributed	526,870
4	Institutionalized populations	Prisoners reached with HIV prevention programme	-
5	Mobile populations	Mobile and migrant population reached with HIV prevention programme	2
6	Uniformed services	Uniformed personnel reached with HIV prevention programme	-
7	Young people	Out of school youth (15-24) reached with HIV prevention programme	-
8	Workplace	People in workplace reached with HIV prevention programme	-
		People Living with HIV in need receiving ART	1,072
		People receiving CHBC package of support	7
9	Comprehensive care, support and treatment	Mother-baby pairs receiving a complete course of ARV prophylaxis for PMCT	35

MONYWA TOWNSHIP	
Area	6,88.94 sq Km
State/Region	Sagaing Region
Population	408,694
NGOs working in township	Alliance, Consortium, MBCA, MSI, NAP, NAP-UNION, PSI



Partners working with:
Sex workers programme Consortium, MSI, NAP, PSI
Men who have sex with men Alliance, Consortium, MSI, NAP, PSI
Care and Treatment programme Consortium, MSI, PSI, NAP, NAP-UNION
Impact Mitigation programme Alliance, Consortium, NAP

Services available:
HIV counselling and testing services provided by Consortium, MSI, NAP and PSI
No of ART sites – 3 provided by Consortium, NAP-UNION and PSI
No of STI services – 23 provided by Consortium, MSI, NAP and PSI

Monitoring and Evaluation
HIV prevalence among
<ul style="list-style-type: none"> ▪ Pregnant women – 0.8% ▪ Male STD – 5.3% ▪ New TB patients – 12.6% ▪ MSM – 3% ▪ FSW – 5.3%
(Source – HSS 2012)

Coverage

Strategic Direction		Indicator	Reached
1	Sex workers and their clients	Sex workers reached with HIV prevention programme Condoms distributed	3,180 445,966
2	Men who have sex with men	MSM reached with HIV prevention programme	3,962
3	Drug users	PWID reached with HIV prevention programme (through DIC only) Needles distributed	- -
4	Institutionalized populations	Prisoners reached with HIV prevention programme	35
5	Mobile populations	Mobile and migrant population reached with HIV prevention programme	93
6	Uniformed services	Uniformed personnel reached with HIV prevention programme	-
7	Young people	Out of school youth (15-24) reached with HIV prevention programme	251
8	Workplace	People in workplace reached with HIV prevention programme	236
9	Comprehensive care, support and treatment	People Living with HIV in need receiving ART	1,051
		People receiving CHBC package of support	719
		Mother-baby pairs receiving a complete course of ARV prophylaxis for PMCT	18

Part III

MUSE TOWNSHIP	
Area	1,503.67 sq Km
State/Region	Shan State
Population	148,722
NGOs working in township	MSF-HOLLAND, Consortium, MANA, NAP, PSI, UNODC



Partners working with:
Sex workers programme MSF-HOLLAND, Consortium, MANA, NAP
Men who have sex with men MSF-HOLLAND, Consortium, MANA, NAP
People who inject drugs programme MANA, UNODC, NAP
Care and Treatment programme MSF-HOLLAND, MANA, NAP

Services available:
HIV counselling and testing services provided by MSF-HOLLAND, MANA and NAP
No of ART sites – 2 provided by MSF-HOLLAND and NAP
No of STI services – 7 provided by MSF-HOLLAND, MANA, NAP and PSI

Monitoring and Evaluation
HIV prevalence among
<ul style="list-style-type: none"> ▪ Pregnant women – 0.8% ▪ Male STD – 10% ▪ PWID – 17%
(Source – HSS 2012)

Coverage

Strategic Direction		Indicator	Reached
1	Sex workers and their clients	Sex workers reached with HIV prevention programme	790
		Condoms distributed	363,876
2	Men who have sex with men	MSM reached with HIV prevention programme	216
3	Drug users	PWID reached with HIV prevention programme (through DIC only)	1,203
		Needles distributed	250,521
4	Institutionalized populations	Prisoners reached with HIV prevention programme	-
5	Mobile populations	Mobile and migrant population reached with HIV prevention programme	295
6	Uniformed services	Uniformed personnel reached with HIV prevention programme	13
7	Young people	Out of school youth (15-24) reached with HIV prevention programme	-
8	Workplace	People in workplace reached with HIV prevention programme	-
9	Comprehensive care, support and treatment	People Living with HIV in need receiving ART	1,512
		People receiving CHBC package of support	341
		Mother-baby pairs receiving a complete course of ARV prophylaxis for PMCT	52

Part III

MYAUNGMYA TOWNSHIP	
Area	1,562.51 sq Km
State/Region	Ayeyarwady Region
Population	329,301
NGOs working in township	NAP, PSI



Partners working with:
Sex workers programme NAP, PSI
Men who have sex with men programme NAP, PSI
Care and Treatment programme NAP
Impact Mitigation programme NAP

Services available:
HIV counselling and testing services provided by NAP and PSI
No of ART sites – 1 provided by NAP
No of STI services – 6 provided by NAP and PSI

Monitoring and Evaluation
HIV prevalence among
<ul style="list-style-type: none"> ▪ Pregnant women – 0.8% ▪ Male STD – 2.7% ▪ New TB patients – 7.3%
(Source – HSS 2012)

Coverage

	Strategic Direction	Indicator	Reached
1	Sex workers and their clients	Sex workers reached with HIV prevention programme Condoms distributed	493 48,096
2	Men who have sex with men	MSM reached with HIV prevention programme	435
3	Drug users	PWID reached with HIV prevention programme (through DIC only) Needles distributed	- -
4	Institutionalized populations	Prisoners reached with HIV prevention programme	-
5	Mobile populations	Mobile and migrant population reached with HIV prevention programme	60
6	Uniformed services	Uniformed personnel reached with HIV prevention programme	-
7	Young people	Out of school youth (15-24) reached with HIV prevention programme	-
8	Workplace	People in workplace reached with HIV prevention programme	46
9	Comprehensive care, support and treatment	People Living with HIV in need receiving ART	42
		People receiving CHBC package of support	223
		Mother-baby pairs receiving a complete course of ARV prophylaxis for PMCT	2

Part III

MYAWADDY TOWNSHIP	
Area	3,136.12 sq Km
State/Region	Kayin State
Population	59,712
NGOs working in township	NAP, PSI



Partners working with:
Sex workers programme NAP
Men who have sex with men programme NAP
Care and Treatment programme NAP
Impact Mitigation programme NAP

Services available:
HIV counselling and testing services provided by NAP
No of ART sites – 1 provided by NAP
No of STI services – 6 provided by NAP and PSI

Monitoring and Evaluation
HIV prevalence among <ul style="list-style-type: none"> ▪ Pregnant women – 1.5% ▪ Male STD – 6.7%
(Source – HSS 2012)

Coverage

Strategic Direction		Indicator	Reached
1	Sex workers and their clients	Sex workers reached with HIV prevention programme	114
		Condoms distributed	171,072
2	Men who have sex with men	MSM reached with HIV prevention programme	11
3	Drug users	PWID reached with HIV prevention programme (through DIC only)	-
		Needles distributed	-
4	Institutionalized populations	Prisoners reached with HIV prevention programme	-
5	Mobile populations	Mobile and migrant population reached with HIV prevention programme	655
6	Uniformed services	Uniformed personnel reached with HIV prevention programme	-
7	Young people	Out of school youth (15-24) reached with HIV prevention programme	-
8	Workplace	People in workplace reached with HIV prevention programme	29
9	Comprehensive care, support and treatment	People Living with HIV in need receiving ART	64
		People receiving CHBC package of support	51
		Mother-baby pairs receiving a complete course of ARV prophylaxis for PMCT	13

MYEIK TOWNSHIP	
Area	1,417.89 sq Km
State/Region	Tanintharyi Region
Population	305,710
NGOs working in township	MPG, NAP, PSI, WV



Partners working with:

Sex workers programme
NAP, PSI, WV

Men who have sex with men programme
NAP, PSI, WV

Care and Treatment programme
NAP

Impact Mitigation programme
MPG, NAP, WV

Services available:

HIV counselling and testing services provided by NAP and WV

No of ART sites – 1 provided by NAP

No of STI services – 22 provided by NAP and PSI

Monitoring and Evaluation

HIV prevalence among

- Pregnant women – 0.5%
- Male STD – 3.3%
- New TB patients – 6.7%

(Source – HSS 2012)

Coverage

Strategic Direction		Indicator	Reached
1	Sex workers and their clients	Sex workers reached with HIV prevention programme	1,346
		Condoms distributed	175,447
2	Men who have sex with men	MSM reached with HIV prevention programme	765
3	Drug users	PWID reached with HIV prevention programme (through DIC only)	-
		Needles distributed	-
4	Institutionalized populations	Prisoners reached with HIV prevention programme	329
5	Mobile populations	Mobile and migrant population reached with HIV prevention programme	1,499
6	Uniformed services	Uniformed personnel reached with HIV prevention programme	91
7	Young people	Out of school youth (15-24) reached with HIV prevention programme	73
8	Workplace	People in workplace reached with HIV prevention programme	102
9	Comprehensive care, support and treatment	People Living with HIV in need receiving ART	109
		People receiving CHBC package of support	1,455
		Mother-baby pairs receiving a complete course of ARV prophylaxis for PMCT	19

Part III

MYINGYAN TOWNSHIP	
Area	969.40 sq Km
State/Region	Mandalay Region
Population	431,837
NGOs working in township	MANA, MSI, NAP, NAP-UNION, PGK, PSI



Partners working with:
Sex workers programme MSI, NAP, PGK
Men who have sex with men programme MSI, PGK, NAP
Care and Treatment programme MSI, NAP-UNION, PGK, PSI
Impact Mitigation programme NAP, PGK

Services available:
HIV counselling and testing services provided by MSI, NAP and PSI
No of ART sites – 2 provided by NAP-UNION and PGK
No of STI services – 8 provided by MSI, NAP, PGK and PSI

Monitoring and Evaluation
HIV prevalence among <ul style="list-style-type: none"> ▪ Pregnant women – 0.3% ▪ Male STD – 0% ▪ New TB patients – 18.7%
(Source – HSS 2012)

Coverage

Strategic Direction		Indicator	Reached
1	Sex workers and their clients	Sex workers reached with HIV prevention programme Condoms distributed	365 365,444
2	Men who have sex with men	MSM reached with HIV prevention programme	561
3	Drug users	PWID reached with HIV prevention programme (through DIC only) Needles distributed	- -
4	Institutionalized populations	Prisoners reached with HIV prevention programme	-
5	Mobile populations	Mobile and migrant population reached with HIV prevention programme	-
6	Uniformed services	Uniformed personnel reached with HIV prevention programme	-
7	Young people	Out of school youth (15-24) reached with HIV prevention programme	1,298
8	Workplace	People in workplace reached with HIV prevention programme	-
9	Comprehensive care, support and treatment	People Living with HIV in need receiving ART	499
		People receiving CHBC package of support	253
		Mother-baby pairs receiving a complete course of ARV prophylaxis for PMCT	30

Part III

MYITKYINA TOWNSHIP	
Area	6,501.02 sq Km
State/Region	Kachin State
Population	255,627
NGOs working in township	MSF-HOLLAND, MDM, MPG, NAP, PSI, SARA, UNODC



Partners working with:
Sex workers programme MSF-HOLLAND, NAP, PSI
Men who have sex with men programme MSF-HOLLAND, NAP, PSI
People who inject drugs programme MSF-HOLLAND, MDM, NAP, SARA, UNODC
Care and Treatment programme MSF-HOLLAND, MDM, NAP, PSI
Impact Mitigation programme

Services available:
HIV counselling and testing services provided by MSF-HOLLAND, MDM, NAP, PSI and SARA
No of ART sites – 5 provided by MSF-HOLLAND, MDM and NAP
No of STI services – 18 provided by MSF-HOLLAND, MDM, NAP and PSI

Monitoring and Evaluation
HIV prevalence among
<ul style="list-style-type: none"> ▪ Pregnant women – 0.8% ▪ Male STD – 5.5% ▪ FSW – 12.4% ▪ PWID – 29%
(Source – HSS 2012)

Coverage

Strategic Direction		Indicator	Reached
1	Sex workers and their clients	Sex workers reached with HIV prevention programme Condoms distributed	1,816 589,468
2	Men who have sex with men	MSM reached with HIV prevention programme	1,519
3	Drug users	PWID reached with HIV prevention programme (through DIC only) Needles distributed	2,749 987,948
4	Institutionalized populations	Prisoners reached with HIV prevention programme	-
5	Mobile populations	Mobile and migrant population reached with HIV prevention programme	701
6	Uniformed services	Uniformed personnel reached with HIV prevention programme	78
7	Young people	Out of school youth (15-24) reached with HIV prevention programme	114
8	Workplace	People in workplace reached with HIV prevention programme	94
9	Comprehensive care, support and treatment	People Living with HIV in need receiving ART	3,928
		People receiving CHBC package of support	926
		Mother-baby pairs receiving a complete course of ARV prophylaxis for PMCT	155

Part III

NYAUNG-U TOWNSHIP	
Area	1,483.29 sq Km
State/Region	Mandalay Region
Population	347,343
NGOs working in township	NAP, PSI



Partners working with:
Sex workers programme NAP
Care and Treatment programme NAP
Impact Mitigation programme NAP

Services available:
HIV counselling and testing services provided by NAP and PSI
No of ART sites – 1 provided by NAP
No of STI services – 5 provided by NAP and PSI

Monitoring and Evaluation
HIV prevalence among
<ul style="list-style-type: none"> ▪ Pregnant women – 0% ▪ Male STD – 0% ▪ New TB patients – 7.3%
(Source – HSS 2012)

Coverage

Strategic Direction		Indicator	Reached
1	Sex workers and their clients	Sex workers reached with HIV prevention programme Condoms distributed	69 87,552
2	Men who have sex with men	MSM reached with HIV prevention programme	15
3	Drug users	PWID reached with HIV prevention programme (through DIC only) Needles distributed	- -
4	Institutionalized populations	Prisoners reached with HIV prevention programme	70
5	Mobile populations	Mobile and migrant population reached with HIV prevention programme	201
6	Uniformed services	Uniformed personnel reached with HIV prevention programme	52
7	Young people	Out of school youth (15-24) reached with HIV prevention programme	422
8	Workplace	People in workplace reached with HIV prevention programme	-
9	Comprehensive care, support and treatment	People Living with HIV in need receiving ART	33
		People receiving CHBC package of support	31
		Mother-baby pairs receiving a complete course of ARV prophylaxis for PMCT	7

Part III

PAKOKKU TOWNSHIP	
Area	1,258.32 sq Km
State/Region	Magway Region
Population	427,742
NGOs working in township	Consortium, NAP, NAP-UNION, PSI



Partners working with:
Sex workers programme NAP, PSI
Men who have sex with men programme Consortium, NAP, PSI
Care and Treatment programme NAP-UNION
Impact Mitigation programme Consortium, NAP

Services available:
HIV counselling and testing services provided by Consortium and NAP
No of ART sites – 1 provided by NAP-UNION
No of STI services – 14 provided by NAP and PSI

Monitoring and Evaluation
HIV prevalence among <ul style="list-style-type: none"> ▪ Pregnant women – 0.5% ▪ Male STD – 2.7%
(Source – HSS 2012)

Coverage

	Strategic Direction	Indicator	Reached
1	Sex workers and their clients	Sex workers reached with HIV prevention programme Condoms distributed	301 341,543
2	Men who have sex with men	MSM reached with HIV prevention programme	660
3	Drug users	PWID reached with HIV prevention programme (through DIC only) Needles distributed	- -
4	Institutionalized populations	Prisoners reached with HIV prevention programme	148
5	Mobile populations	Mobile and migrant population reached with HIV prevention programme	190
6	Uniformed services	Uniformed personnel reached with HIV prevention programme	-
7	Young people	Out of school youth (15-24) reached with HIV prevention programme	2,569
8	Workplace	People in workplace reached with HIV prevention programme	86
9	Comprehensive care, support and treatment	People Living with HIV in need receiving ART	1,156
		People receiving CHBC package of support	570
		Mother-baby pairs receiving a complete course of ARV prophylaxis for PMCT	15

Part III

PATHEIN TOWNSHIP	
Area	1,447.60 sq Km
State/Region	Ayeyarwady Region
Population	372,199
NGOs working in township	Alliance, Consortium, MMA, MPG, MSI, NAP, PGK, PSI



Partners working with:
Sex workers programme Consortium, MSI, NAP, PGK, PSI
Men who have sex with men programme Consortium, MSI, NAP, PGK, PSI
Care and Treatment programme NAP, PGK
Impact Mitigation programme Alliance, Consortium, MPG, NAP, PGK

Services available:
HIV counselling and testing services provided by Consortium, MSI, NAP and PSI
No of ART sites – 2 provided by NAP and PGK
No of STI services – 15 provided by Consortium, MSI, NAP, PGK and PSI

Monitoring and Evaluation
HIV prevalence among
<ul style="list-style-type: none"> ▪ Pregnant women – 1% ▪ Male STD – 14.2% ▪ New TB patients – 12% ▪ MSM – 21.3% ▪ FSW – 15%
(Source – HSS 2012)

Coverage

Strategic Direction	Indicator	Reached
1 Sex workers and their clients	Sex workers reached with HIV prevention programme Condoms distributed	3,567 614,096
2 Men who have sex with men	MSM reached with HIV prevention programme	3,557
3 Drug users	PWID reached with HIV prevention programme (through DIC only) Needles distributed	- -
4 Institutionalized populations	Prisoners reached with HIV prevention programme	-
5 Mobile populations	Mobile and migrant population reached with HIV prevention programme	154
6 Uniformed services	Uniformed personnel reached with HIV prevention programme	86
7 Young people	Out of school youth (15-24) reached with HIV prevention programme	30,918
8 Workplace	People in workplace reached with HIV prevention programme	-
9 Comprehensive care, support and treatment	People Living with HIV in need receiving ART	234
	People receiving CHBC package of support	1,587
	Mother-baby pairs receiving a complete course of ARV prophylaxis for PMCT	47

Part III

PYAY TOWNSHIP	
Area	788.40 sq Km
State/Region	Bago Region
Population	274,072
NGOs working in township	Alliance, Burnet, Consortium, MBCA, MMA, MSI, NAP, PSI



Partners working with:
Sex workers programme Alliance, Consortium, MSI, NAP, PSI
Men who have sex with men programme Alliance, Consortium, MSI, NAP, PSI
Care and Treatment programme Consortium, MSI, NAP, PSI
Impact Mitigation programme Alliance, Consortium, MBCA, NAP

Services available:
HIV counselling and testing services provided by Consortium, MSI, PSI and NAP
No of ART sites – 1 provided by NAP
No of STI services – 17 provided by Consortium, MSI, NAP and PSI

Monitoring and Evaluation
HIV prevalence among
<ul style="list-style-type: none"> ▪ Pregnant women – 1% ▪ Male STD – 3.3% ▪ New TB patients – 8.7% ▪ FSW – 3%
(Source – HSS 2012)

Coverage

	Strategic Direction	Indicator	Reached
1	Sex workers and their clients	Sex workers reached with HIV prevention programme Condoms distributed	2,328 978,416
2	Men who have sex with men	MSM reached with HIV prevention programme	3,346
3	Drug users	PWID reached with HIV prevention programme (through DIC only) Needles distributed	- -
4	Institutionalized populations	Prisoners reached with HIV prevention programme	939
5	Mobile populations	Mobile and migrant population reached with HIV prevention programme	470
6	Uniformed services	Uniformed personnel reached with HIV prevention programme	1,091
7	Young people	Out of school youth (15-24) reached with HIV prevention programme	28,150
8	Workplace	People in workplace reached with HIV prevention programme	472
9	Comprehensive care, support and treatment	People Living with HIV in need receiving ART	142
		People receiving CHBC package of support	702
		Mother-baby pairs receiving a complete course of ARV prophylaxis for PMCT	36

Part III

PYIN-OO-LWIN TOWNSHIP	
Area	66.38 sq Km
State/Region	Mandalay Region
Population	140,254
NGOs working in township	NAP, PSI, UNODC



Partners working with:
Men who have sex with men programme PSI
People who inject drugs programme UNODC
Care and Treatment programme NAP, PSI

Services available:
HIV counselling and testing services provided by NAP
No of ART sites – 1 provided by NAP
No of STI services – 5 provided by PSI

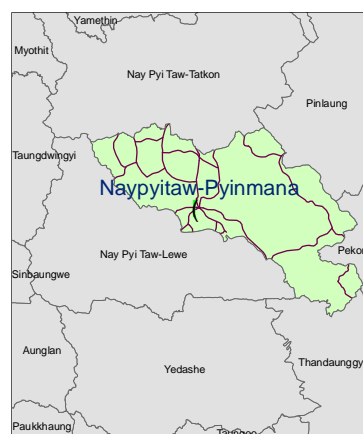
Monitoring and Evaluation
HIV prevalence among
<ul style="list-style-type: none"> ▪ Pregnant women – 0% ▪ Male STD – 1.3% ▪ New TB patients – 10.4%
(Source – HSS 2012)

Coverage

	Strategic Direction	Indicator	Reached
1	Sex workers and their clients	Sex workers reached with HIV prevention programme Condoms distributed	7 58,819
2	Men who have sex with men	MSM reached with HIV prevention programme	23
3	Drug users	PWID reached with HIV prevention programme (through DIC only) Needles distributed	54 180
4	Institutionalized populations	Prisoners reached with HIV prevention programme	-
5	Mobile populations	Mobile and migrant population reached with HIV prevention programme	-
6	Uniformed services	Uniformed personnel reached with HIV prevention programme	1,059
7	Young people	Out of school youth (15-24) reached with HIV prevention programme	-
8	Workplace	People in workplace reached with HIV prevention programme	-
9	Comprehensive care, support and treatment	People Living with HIV in need receiving ART	79
		People receiving CHBC package of support	-
		Mother-baby pairs receiving a complete course of ARV prophylaxis for PMCT	20

Part III

PYINMANA TOWNSHIP	
Area	2,051.97 sq Km
State/Region	Mandalay Region
Population	230,968
NGOs working in township	NAP, PSI



Partners working with:
Sex workers programme NAP
Men who have sex with men programme NAP
Care and Treatment programme NAP, PSI
Impact Mitigation programme NAP

Services available:
HIV counselling and testing services provided by NAP and PSI
No of ART sites – 1 provided by NAP
No of STI services – 15 provided by NAP and PSI

Monitoring and Evaluation
HIV prevalence among
<ul style="list-style-type: none"> ▪ Pregnant women – 0.8% ▪ Male STD – 1.3% ▪ New TB patients – 9.6%
(Source – HSS 2012)

Coverage

	Strategic Direction	Indicator	Reached
1	Sex workers and their clients	Sex workers reached with HIV prevention programme Condoms distributed	50 200,000
2	Men who have sex with men	MSM reached with HIV prevention programme	10
3	Drug users	PWID reached with HIV prevention programme (through DIC only) Needles distributed	- -
4	Institutionalized populations	Prisoners reached with HIV prevention programme	-
5	Mobile populations	Mobile and migrant population reached with HIV prevention programme	70
6	Uniformed services	Uniformed personnel reached with HIV prevention programme	90
7	Young people	Out of school youth (15-24) reached with HIV prevention programme	50
8	Workplace	People in workplace reached with HIV prevention programme	280
9	Comprehensive care, support and treatment	People Living with HIV in need receiving ART	75
		People receiving CHBC package of support	197
		Mother-baby pairs receiving a complete course of ARV prophylaxis for PMCT	37

Part III

SHWEBO TOWNSHIP	
Area	1,067.58 sq Km
State/Region	Sagaing Region
Population	347,479
NGOs working in township	NAP, PSI



Partners working with:
Sex workers programme NAP, PSI
Men who have sex with men programme NAP, PSI
Care and Treatment programme NAP, PSI
Impact Mitigation programme NAP

Services available:
HIV counselling and testing services provided by NAP, PSI
No of ART sites – 1 by NAP
No of STI services – 11 provided by NAP and PSI

Monitoring and Evaluation
HIV prevalence of
<ul style="list-style-type: none"> ▪ Pregnant women – 0.8% ▪ Male STD – 2% ▪ New TB patients – 8.7%
(Source – HSS 2012)

Coverage

Strategic Direction		Indicator	Reached
1	Sex workers and their clients	Sex workers reached with HIV prevention programme Condoms distributed	43 278,112
2	Men who have sex with men	MSM reached with HIV prevention programme	9
3	Drug users	PWID reached with HIV prevention programme (through DIC only) Needles distributed	- -
4	Institutionalized populations	Prisoners reached with HIV prevention programme	-
5	Mobile populations	Mobile and migrant population reached with HIV prevention programme	31
6	Uniformed services	Uniformed personnel reached with HIV prevention programme	-
7	Young people	Out of school youth (15-24) reached with HIV prevention programme	-
8	Workplace	People in workplace reached with HIV prevention programme	-
9	Comprehensive care, support and treatment	People Living with HIV in need receiving ART	30
		People receiving CHBC package of support	554
		Mother-baby pairs receiving a complete course of ARV prophylaxis for PMCT	8

Part III

SITTWE TOWNSHIP	
Area	231.59 sq Km
State/Region	Rakhine State
Population	273,388
NGOs working in township	MSF-HOLLAND, MPG, NAP, PSI



Partners working with:
Sex workers programme MSF-HOLLAND, NAP, PSI
Men who have sex with men programme MSF-HOLLAND, NAP, PSI
People who inject drugs programme MSF-HOLLAND, NAP
Care and Treatment programme MSF-HOLLAND, NAP
Impact Mitigation programme MPG, NAP

Services available:
HIV counselling and testing services provided by MSF-HOLLAND and NAP
No of ART sites – 2 provided by MSF-HOLLAND and NAP
No of STI services – 2 provided by MSF-HOLLAND and NAP

Monitoring and Evaluation
HIV prevalence among
<ul style="list-style-type: none"> ▪ Pregnant women – 0% ▪ Male STD – 2.7% ▪ New TB patients – 0.9%
(Source – HSS 2012)

Coverage

	Strategic Direction	Indicator	Reached
1	Sex workers and their clients	Sex workers reached with HIV prevention programme Condoms distributed	1,101 178,229
2	Men who have sex with men	MSM reached with HIV prevention programme	1,101
3	Drug users	PWID reached with HIV prevention programme (through DIC only) Needles distributed	- 1,024
4	Institutionalized populations	Prisoners reached with HIV prevention programme	-
5	Mobile populations	Mobile and migrant population reached with HIV prevention programme	197
6	Uniformed services	Uniformed personnel reached with HIV prevention programme	134
7	Young people	Out of school youth (15-24) reached with HIV prevention programme	61
8	Workplace	People in workplace reached with HIV prevention programme	405
9	Comprehensive care, support and treatment	People Living with HIV in need receiving ART	361
		People receiving CHBC package of support	440
		Mother-baby pairs receiving a complete course of ARV prophylaxis for PMCT	4

Part III

TACHILEIK TOWNSHIP	
Area	3,587.40 sq Km
State/Region	Shan State
Population	99,510
NGOs working in township	Malteser, MANA, NAP, PSI, UNODC, WV



Partners working with:
Sex workers programme Malteser, MANA, NAP, PSI
Men who have sex with men programme Malteser, MANA, PSI
People who inject drugs programme UNODC
Care and Treatment programme Malteser, NAP
Impact Mitigation programme Malteser, NAP, WV

Services available:
HIV counselling and testing services provided by Malteser and NAP
No of ART sites – 2 provided by Malteser and NAP
No of STI services – 8 provided by Malteser, NAP and PSI

Monitoring and Evaluation
HIV prevalence among
<ul style="list-style-type: none"> ▪ Pregnant women – 1% ▪ Male STD – 3.7% ▪ New TB patients – 10.3% ▪ PWID – 17.8% ▪ FSW – 9%
(Source – HSS 2012)

Coverage

	Strategic Direction	Indicator	Reached
1	Sex workers and their clients	Sex workers reached with HIV prevention programme Condoms distributed	1,806 426,833
2	Men who have sex with men	MSM reached with HIV prevention programme	700
3	Drug users	PWID reached with HIV prevention programme (through DIC only) Needles distributed	245 120,297
4	Institutionalized populations	Prisoners reached with HIV prevention programme	-
5	Mobile populations	Mobile and migrant population reached with HIV prevention programme	473
6	Uniformed services	Uniformed personnel reached with HIV prevention programme	20
7	Young people	Out of school youth (15-24) reached with HIV prevention programme	312
8	Workplace	People in workplace reached with HIV prevention programme	67
9	Comprehensive care, support and treatment	People Living with HIV in need receiving ART	291
		People receiving CHBC package of support	482
		Mother-baby pairs receiving a complete course of ARV prophylaxis for PMCT	18

Part III

TAUNGOO TOWNSHIP	
Area	1,717.56 sq Km
State/Region	Bago Region
Population	267,507
NGOs working in township	MMA, NAP, PSI



Partners working with:
Sex workers programme NAP, PSI
Men who have sex with men programme NAP, PSI
Care and Treatment programme NAP, PSI

Services available:
HIV counselling and testing services provided by NAP and PSI
No of ART sites – 1 provided by NAP
No of STI services – 17 provided by NAP and PSI

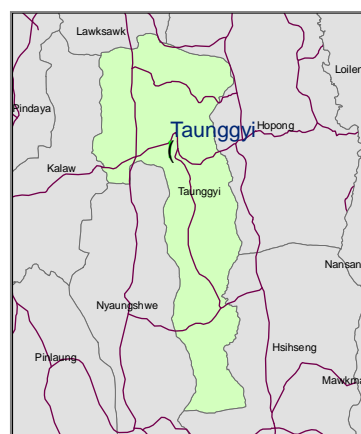
Monitoring and Evaluation
HIV prevalence among
<ul style="list-style-type: none"> ▪ Pregnant women – 0.5% ▪ Male STD – 2.7% ▪ New TB patients – 5.5%
(Source – HSS 2012)

Coverage

	Strategic Direction	Indicator	Reached
1	Sex workers and their clients	Sex workers reached with HIV prevention programme	289
		Condoms distributed	216,986
2	Men who have sex with men	MSM reached with HIV prevention programme	714
3	Drug users	PWID reached with HIV prevention programme (through DIC only)	-
		Needles distributed	-
4	Institutionalized populations	Prisoners reached with HIV prevention programme	50
5	Mobile populations	Mobile and migrant population reached with HIV prevention programme	-
6	Uniformed services	Uniformed personnel reached with HIV prevention programme	300
7	Young people	Out of school youth (15-24) reached with HIV prevention programme	27,960
8	Workplace	People in workplace reached with HIV prevention programme	170
9	Comprehensive care, support and treatment	People Living with HIV in need receiving ART	49
		People receiving CHBC package of support	285
		Mother-baby pairs receiving a complete course of ARV prophylaxis for PMCT	18

Part III

TAUNGGYI TOWNSHIP	
Area	1,936.87 sq Km
State/Region	Shan State
Population	325,939
NGOs working in township	MANA, MMA, MPG, NAP, NAP-UNION, PSI, UNODC



Partners working with:
Sex workers programme NAP, PSI
Men who have sex with men programme NAP, PSI
People who inject drugs programme NAP, UNODC
Care and Treatment programme NAP-UNION
Impact Mitigation programme MPG, NAP

Services available:
HIV counselling and testing services provided by NAP
No of ART sites – 1 provided by NAP-UNION
No of STI services – 23 provided by NAP and PSI

Monitoring and Evaluation
HIV prevalence among
<ul style="list-style-type: none"> ▪ Pregnant women – 1.5% ▪ Male STD – 8.7% ▪ FSW – 8% ▪ PWID – 6.7%
(Source – HSS 2012)

Coverage

Strategic Direction	Indicator	Reached
1 Sex workers and their clients	Sex workers reached with HIV prevention programme	524
	Condoms distributed	287,363
2 Men who have sex with men	MSM reached with HIV prevention programme	224
3 Drug users	PWID reached with HIV prevention programme (through DIC only)	108
	Needles distributed	70,546
4 Institutionalized populations	Prisoners reached with HIV prevention programme	184
5 Mobile populations	Mobile and migrant population reached with HIV prevention programme	299
6 Uniformed services	Uniformed personnel reached with HIV prevention programme	173
7 Young people	Out of school youth (15-24) reached with HIV prevention programme	28,658
8 Workplace	People in workplace reached with HIV prevention programme	69
9 Comprehensive care, support and treatment	People Living with HIV in need receiving ART	1,044
	People receiving CHBC package of support	766
	Mother-baby pairs receiving a complete course of ARV prophylaxis for PMCT	35

BUDGET – OPERATIONAL PLAN AND REPORTED EXPENDITURE 2012

Interventions		2012 Operational Plan ⁴⁹	2012 Actual Expenditures	Variance
I - Prevention – Sub Total		23,009,547	11,226,383	-11,783,164
I.1	Sex workers and clients	7,259,531	3,616,968	-3,642,563
I.2	Men who have sex with men	4,103,233	2,599,159	-1,504,074
I.3	Injecting drug users and drug users	6,722,980	3,482,828	-3,240,152
I.4	Institutionalised population	371,402	46,398	-325,004
I.5	Mobile population / migrants	1,404,748	131,238	-1,273,510
I.6	Uniformed services	331,819	32,408	-299,411
I.71	Young people out of school	1,652,918	263,884	-1,389,034
I.72	Young people in school		232,820	232,820
I.8	Workplace interventions	562,916	-	-562,916
I.9	General awareness raising efforts (Mass media, Special events like World AIDS Day etc.)	600,000	820,679	220,679
II Comprehensive Continuum of Care – Sub Total		30,489,149	19,295,429	-11,193,720
II.1	Comprehensive provision of ART	27,013,924	18,018,468	-8,995,456
II.2	Prevention of mother-to-child transmission	3,475,225	1,276,961	-2,198,264
III Mitigation of the impact of HIV – Sub Total		6,808,284	1,507,434	-5,300,850
III.1	Psychological, nutritional and economic support for PLHIV	4,453,250	1,417,028	-3,036,222
III.2	Support to orphans and vulnerable children infected and affected	2,355,034	90,406	-2,264,628
IV Cross-cutting interventions – Sub Total		9,350,474	2,090,779	-7,259,695
IV.1	Health System Strengthening	7,716,140	1,957,931	-5,758,209
IV.17	Capacity building government	6,216,140	1,080,923	-5,135,217
IV.18	Capacity building civil society	1,500,000	877,008	-622,992
IV.2	Favourable legal and policy environment	200,000	16,148	-183,852
IV.3	Mapping and size estimation	650,988	25,000	-625,988
IV.4	Reviews and other special studies	783,346	91,700	-691,646
TOTAL		69,657,454	34,120,025	-35,537,429

⁴⁹ Updated estimated cost in June 2012 and used for GFATM grant proposals.